

Syracuse University

From the Selected Works of Peter D Verheyen

December 18, 2015

Teaching Book Arts at Syracuse University Libraries

Peter D Verheyen



This work is licensed under a [Creative Commons CC_BY-SA International License](http://creativecommons.org/licenses/by-sa/4.0/).



SELECTEDWORKS™

Available at: http://works.bepress.com/peter_verheyen/38/

Teaching Book Arts at Syracuse University Libraries





Click in circle for comments/notes

PETER D. VERHEYEN
SYRACUSE UNIVERSITY LIBRARIES UNCONFERENCE
DECEMBER 18, 2015

Students Across Disciplines

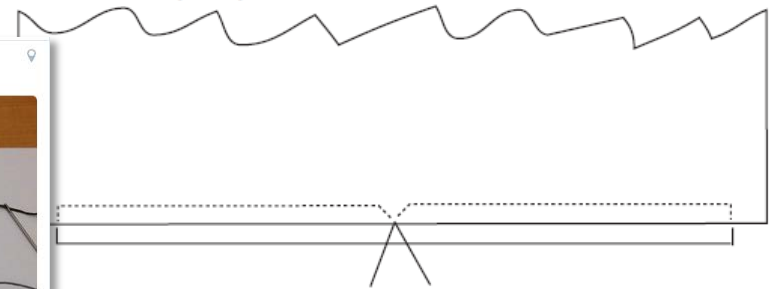


Approaches

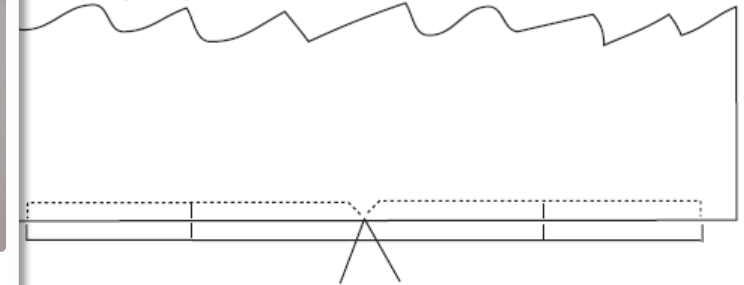


Pamphlet Stitch


Three-hole pamphlet stitch



Five-hole pamphlet stitch



Value Added





Central New York Book Arts

An Exhibition of the Syracuse University Library
June 1 – August 17



PRT 552 - Book Arts

Syllabus || Assignments || Online Resources || Bibliographies

ASSIGNMENT 2

*Class Exhibition in Special Collections Research Center
Syracuse University Library*



This class will be exhibiting works by students in the Special Collections Research Center (SCRC), during the second half of the semester. From among the structures learned in class (or with instructor's approval an alternative one), select one design to complete work around that structure. Your work will be paired with an example of that work from the SCRC's collections that YOU have identified. All works will be photographed and the exhibition mounted on the SCRC's website.

TASKS:

- Reviewing your notes from Class 2 (Visit to SCRC) select a work that represents the structure and concept you will explore in your work.
- Create a complete book based on that structure.
 - Remember that you are creating an exhibition quality work. Neatness and precision of work are imperative. Materials and structure must work together.
- Write
 - A concise statement describing the work selected from SCRC's collections, why you selected it, and your own work.
 - A concise artist's statement introducing yourself, your area(s) of interest, and what attracted you to the work. Statements must fit on one page, 8.5" x 11," 1" margins, single-spaced 12pt Times Roman font. State your work submitted as hard-copy and via email to <pdverhey@syr.edu>. All statements must be proofed for content. Remember, you never get a second chance to make a first impression.

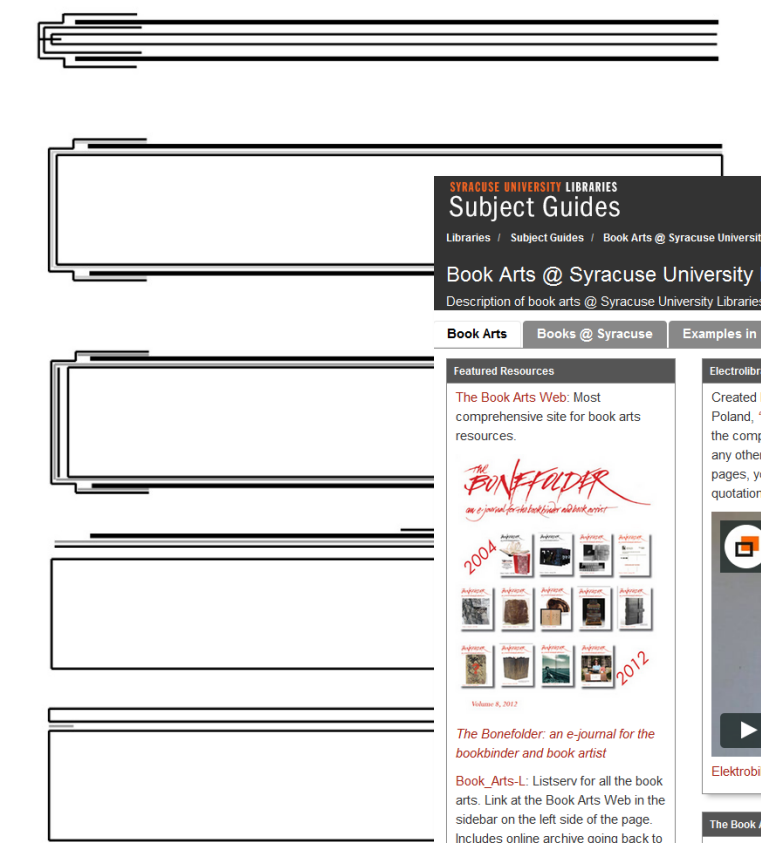
THINGS FROM ASSIGNMENT 1 TO KEEP IN MIND:

- How does the binding I choose relate to the subject? Historically, regionally, traditionally...
- How does the ease (or difficulty) of viewing reveal or hide my subject matter? Is the viewer gaining full access and if not, why?
- How does the size of my book effect the viewer's reaction to the content? Does it need to be gigantic or miniature to tell the story well?
- How do the materials I have chosen relate to the content? Is the cover material appropriate for the subject matter? Is the text paper? The endpapers (if any)?
- How fragile is my book? Will it stand up to many people handling it? Where will it be read? On a table, in a display case, etc?
- How does the over structure and feel of the book marry with the overall content? Does the form enhance the content?



Resources





SYRACUSE UNIVERSITY LIBRARIES
Subject Guides

Libraries / Subject Guides / Book Arts @ Syracuse University Libraries / Book Arts

Book Arts @ Syracuse University Libraries: Book Arts

Description of book arts @ Syracuse University Libraries. Features bibliographies of books at SUL, links to online resources, and examples by structure.

Enter Search Words **Search**


Book Arts | Books @ Syracuse | Examples in SCRC | Online Resources | Examples by Structure | Videos | Medieval Manuscripts

Featured Resources

The Book Arts Web: Most comprehensive site for book arts resources.

THE BONEFOLDER
an e-journal for the bookbinder and book artist

2004



2012


Volume 8, 2012

The Bonefolder: an e-journal for the bookbinder and book artist

Book Arts-L: Listserv for all the book arts. Link at the Book Arts Web in the sidebar on the left side of the page. Includes online archive going back to 1994.


Electrolibrary by Waldek Węgrzyn – Paper book as interface

Created by Waldek Węgrzyn at the Academy of Fine Arts in Katowice, Poland, "*Electrolibrary*" is a project that connects a custom made paper book to the computer, so it can be used as an interface. The book can be browsed as any other regular book but when connected to the computer via USB, by turning pages, you can navigate through the website, getting additional information, quotations, movies and animations appropriate to the currently open page.



Elektrobiblioteka / Electrolibrary from printscreen on Vimeo.

Subject Guide



Peter D. Verheyen

Email Me

Contact:
Peter D. Verheyen
Research and Emerging Issues Analyst
Syracuse University Library
Syracuse, NY 13244
315.443.9756

The Book Arts @ Syracuse

These pages are designed as a resource for students in the College of Visual and Performing Arts' School of Art and Design studying "the book" as a concept and

Success and Impact



- Students gained exposure to an interdisciplinary art form
- Students gained experience working with community groups
- Students gained experience with the business of art
- Students gained hands-on experience developing skills related to working with books for art and conservation
- Former students are working and teaching in book arts and conservation

Links to Mentioned Resources



- **Book arts Libguide:**
 - <http://researchguides.library.syr.edu/bookarts>
- **Semester length book arts class:**
 - <http://www.philobiblon.com/prt552/>
- **Book Arts Web:**
 - <http://www.philobiblon.com>
 - Tutorials at <http://www.philobiblon.com/tutorials.shtml>
- **College Book Art Association**
 - <http://www.collegebookart.org>