

University of the Pacific

From the Selected Works of Michele Gibney

October 12, 2018

BEHIND THE SCENES: The Sustainability of OER Initiatives at Small, Private Institutions

Michele Gibney, *University of the Pacific*

Jonathan Bull, *Valparaiso University*

Lindsey Gumb, *Roger Williams University*

Creative Commons License
This work is licensed under a Creative Commons CC BY International License.



Available at: https://works.bepress.com/michele_gibney/84/

BEHIND THE SCENES: The Sustainability of OER Initiatives at Small, Private Institutions

Jonathan Bull, Valparaíso University
Lindsey Gumb, Roger Williams University
Michele Gibney, University of the Pacific

Outline

Goal: Identify common challenges in implementing OER programs perhaps unique to private, smaller institutions.

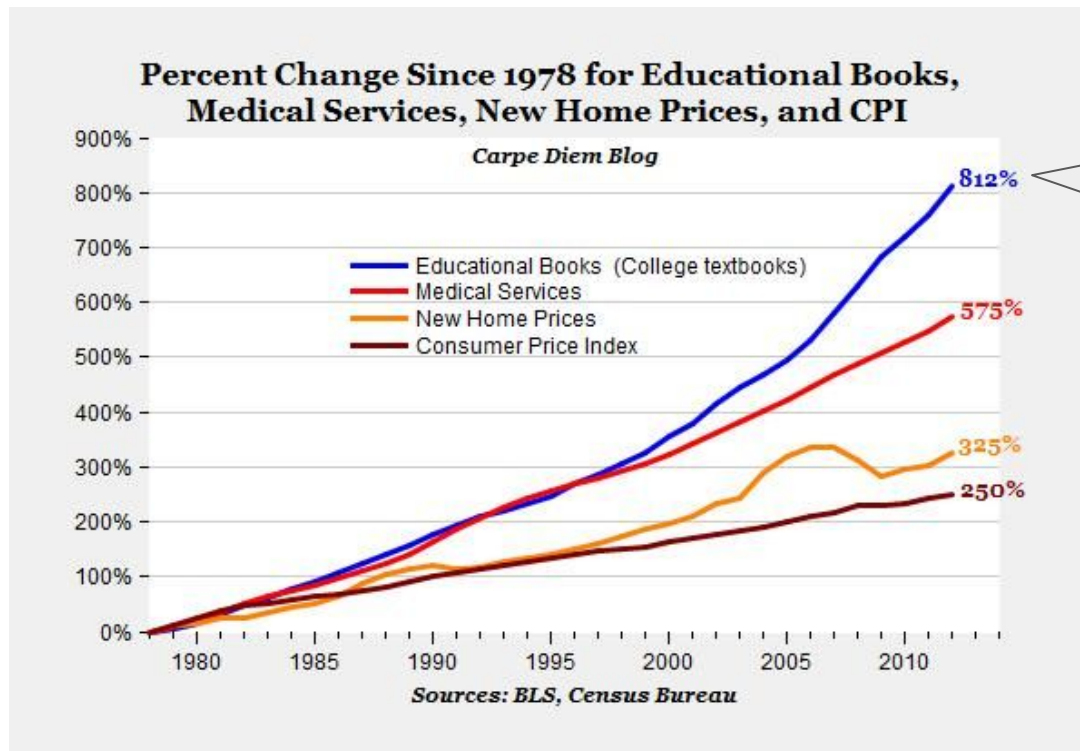
Introduction

Mini Case Studies

- Valparaíso University
- University of the Pacific
- Roger Williams University

Discussion

Introduction



812%

20 states across the U.S. have passed OER policies or major initiatives. [-https://sparcopen.org/our-work/state-policy-tracking/](https://sparcopen.org/our-work/state-policy-tracking/)

Introduction

What about private, nonprofit institutions?

Table 1: Estimated National Enrollment by Sector (Title IV, Degree-Granting Institutions)

Sector	Fall 2017		Fall 2016		Fall 2015	
	Enrollment	% Change from Prior Year	Enrollment	% Change from Prior Year	Enrollment	% Change from Prior Year
Total Enrollment, All Sectors	18,811,280	-1.0%	19,010,459	-1.4%	19,280,473	-1.7%
Four-Year, Public	8,087,105	-0.2%	8,100,118	0.2%	8,086,448	0.8%
Four-Year, Private Nonprofit	3,775,147	-0.4%	3,788,980	-0.6%	3,811,176	-0.3%
Four-Year, For-Profit	901,331	-7.1%	970,267	-14.5%	1,134,974	-13.7%
Two-Year, Public	5,624,282	-1.7%	5,721,676	-2.6%	5,875,163	-2.9%
Unduplicated Student Headcount (All Sectors)	18,463,677	-1.1%	18,663,617	-1.4%	18,929,736	-1.7%

3,775,147 students at private, nonprofit institution (over 20% of the total undergraduate student population)

Source: National Student Clearinghouse Research Center, 2017. Available here: <https://nscresearchcenter.org/current-term-enrollment-estimates-fall-2017/>

Valparaiso University

Valparaiso, Indiana 3,556 FTE

Case Study

Pilot Project: Open Educational Resource Development Grant Initiative

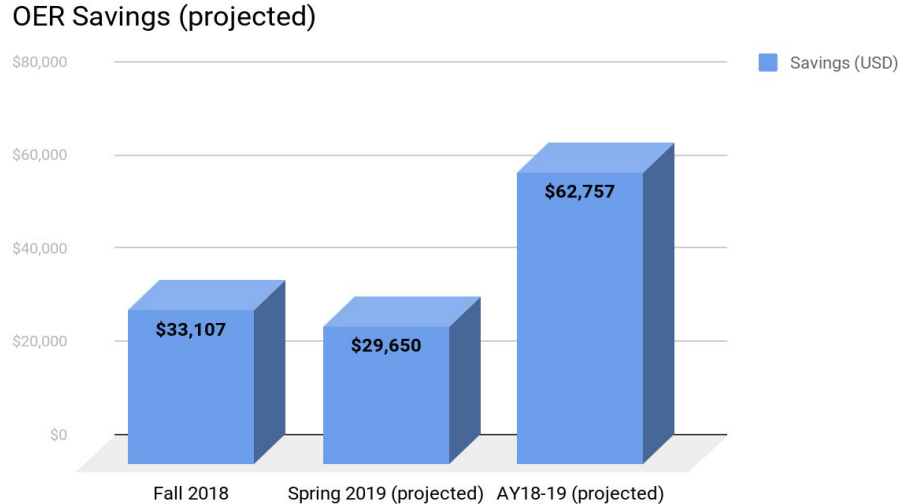
- AY 18-19 pilot grant, announced Fall 2017
- Review committee of university faculty/staff
 - Library Services (2), Economics (1), Chemistry (1), Instructional Design/Faculty Support (1)
- Applications open from November 1, 2017 to January 30, 2018
- \$2000 funding
 - \$500 individual grants (4)
- 7 applications
- 4 grant awardees
 - 2018 Fall semester (3); 2019 Spring semester (1)
 - Disciplines: Sociology (1), Psychology (1), Electrical Engineering (2)

Valparaiso University

Valparaiso, Indiana 3,556 FTE

Case Study

Successes (projected)



Students

- Fall 2018: 184
- Spring 2019: 150 (estimate)
- AY18-19: 334
- Average savings per student = \$187.90

Challenges

- What if I disappeared?
- Budget cuts
 - Department
 - Lack of external funding
- Lack of External Partners
- Lack of Institutional Mandate
- Buy-in for cost savings not directly related to the institution (student only)
- Articulating the benefits beyond cost savings (assessment)

University of the Pacific

Stockton, California 4,195 FTE

Start: Campus Champions and the Provost

- Summer 2017
 - Funding: \$25,000
 - 11 applications (4/17 - 4/21)
 - Reviewers
 - 3 Library
 - 3 Center for Teaching and Learning
 - 1 computer science faculty
 - Grants: 10 at \$2,500

Discipline	Humanities	Social Sciences	STEM
# of Faculty	1	1	8

Case Study

- Summer 2018
 - Funding: \$35,000
 - 21 applications (2/16 - 3/9)
 - Reviewers
 - 3 Library
 - 3 Center for Teaching and Learning
 - 9 faculty (from all 3 campuses)
 - Grants: 13 at \$2,500 / 2 at \$1,250

Discipline	Humanities	Social Sciences	STEM
# of Faculty	1	4	10

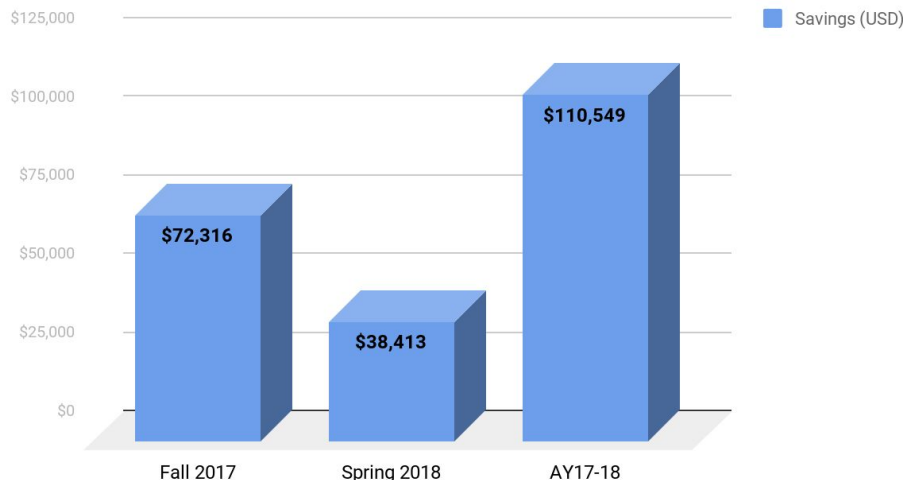
University of the Pacific

Stockton, California 4,195 FTE

Case Study

Successes

OER Savings



Students

- Fall 2017: 323
- Spring 2018: 227
- AY17-18: 550
- Average savings per student = \$200

Challenges

- Budget cuts
 - Personnel
 - Funding
- Faculty
 - Time
 - Personal benefit (P&T)
- Year 3: fund allocation/grant leveraging
 - Review (\$250)
 - Adopt (\$1,000)
 - Create (\$2,500)
- Applying for external funding

Roger Williams University

Bristol, Rhode Island, 4,902 FTE

Case Study

Pilot OER Faculty Fellowship Program

7 Faculty Fellows awarded \$500 to adopt, modify or create OER and implement in the Fall 2016. **Five librarians participate, Provost funds.**

Fall
2016

OER Faculty Fellowship, 2nd cohort

Another 7 faculty are awarded \$500 to adopt, modify or create OER. **Library support recedes to one individual.**

Fall
2017

OER Faculty Fellowship, 3rd cohort

4 faculty are awarded \$500 stipends to adopt, modify or create OER. **Student Senate expresses interest for the first time.**

Fall
2018

Spring
2016

Spring
2017

Spring
2018

RI Governor's Challenge

Public and private institutions challenged to save Rhode Island students \$5m over 5 years. Publics receive funding to join OTN and award faculty stipends. **Privates receive nothing.**

By semester's end, \$58,200 in savings

While savings are modest, faculty interest and engagement in open pedagogy spikes after Rajiv Jhangiani gives keynote in June. **Lindsey becomes co-chair RI Open Textbook Initiative.**

Be careful what you wish for

RWU gets three newspaper articles, Student Senate actively participates, savings amounts to **\$123,200**, and the President lauds OER progress in his State of the University address. **Insufficient funding and staffing, however, start to emerge as glaring challenges of sustainability.**

Roger Williams University

Bristol, Rhode Island, 4,902 FTE

Case Study

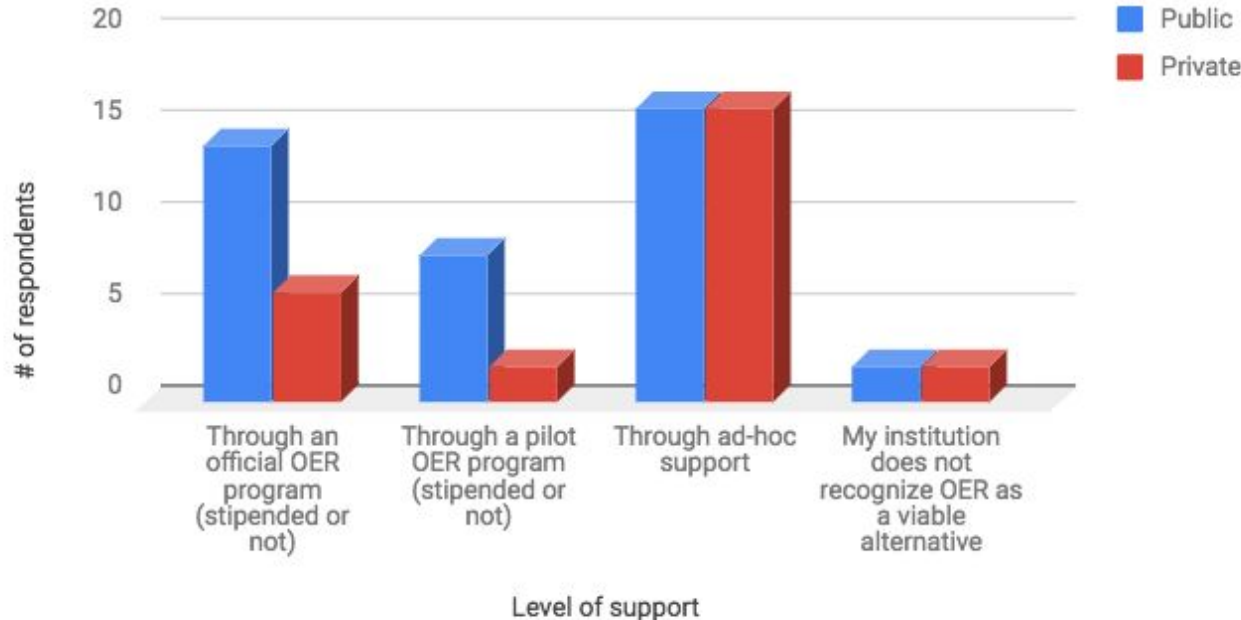
Current Challenges

- One-woman show
 - OER Program quality depends on # Fellows/scope of their projects
 - Creation requires skills
 - One bad “customer service” experience could sink our ship
 - Librarian -- teach, research consults, collection development
- Campus Culture
 - A mandate would never work here
 - Being a member of the faculty can be beneficial ... and sometimes tricky.
 - Teaching institution -- ears perk up w/ mention of pedagogical innovation, but not always cost savings
- State participation
 - No funding for privates/held to same standards
 - Differing campus cultures/Teaching institution

That's us -- but what about
everybody else?

Sneak peak at initial survey results ...

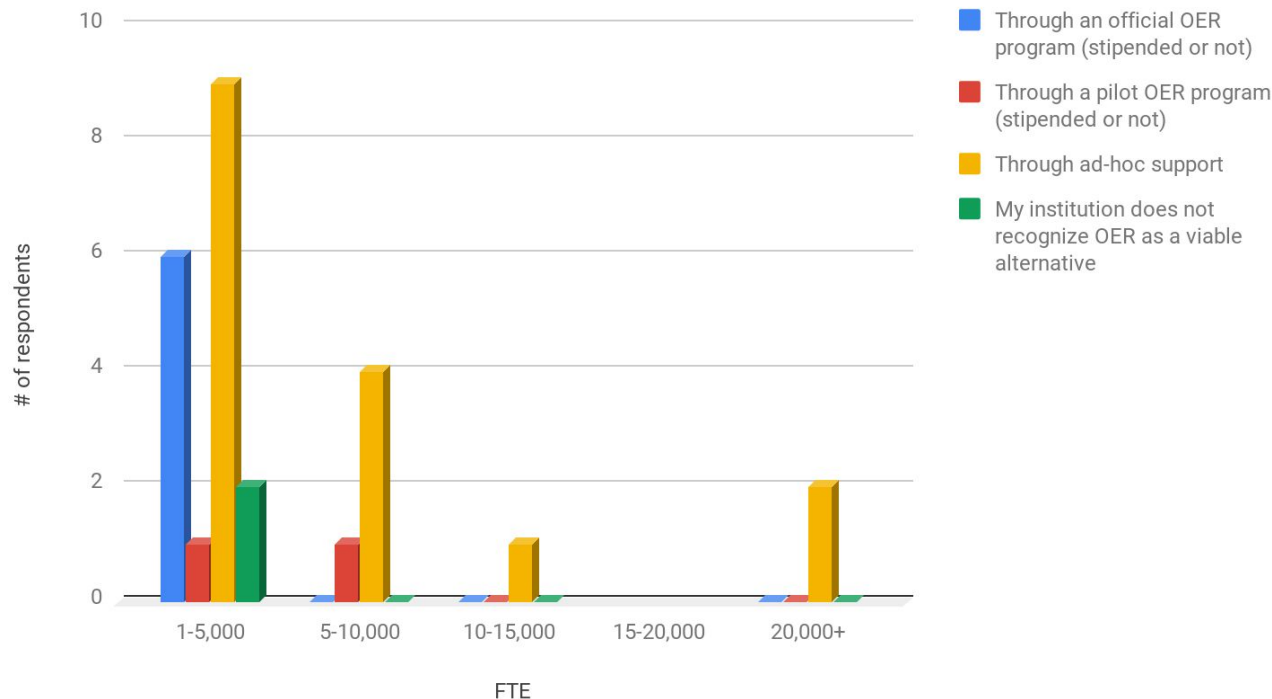
How does your institution recognize OER as a viable alternative to traditional learning resources?



42% (32/76) of respondents representing both public and private institutions said OER is recognized through **Ad-hoc** support only.

Sneak peak at initial survey results ...

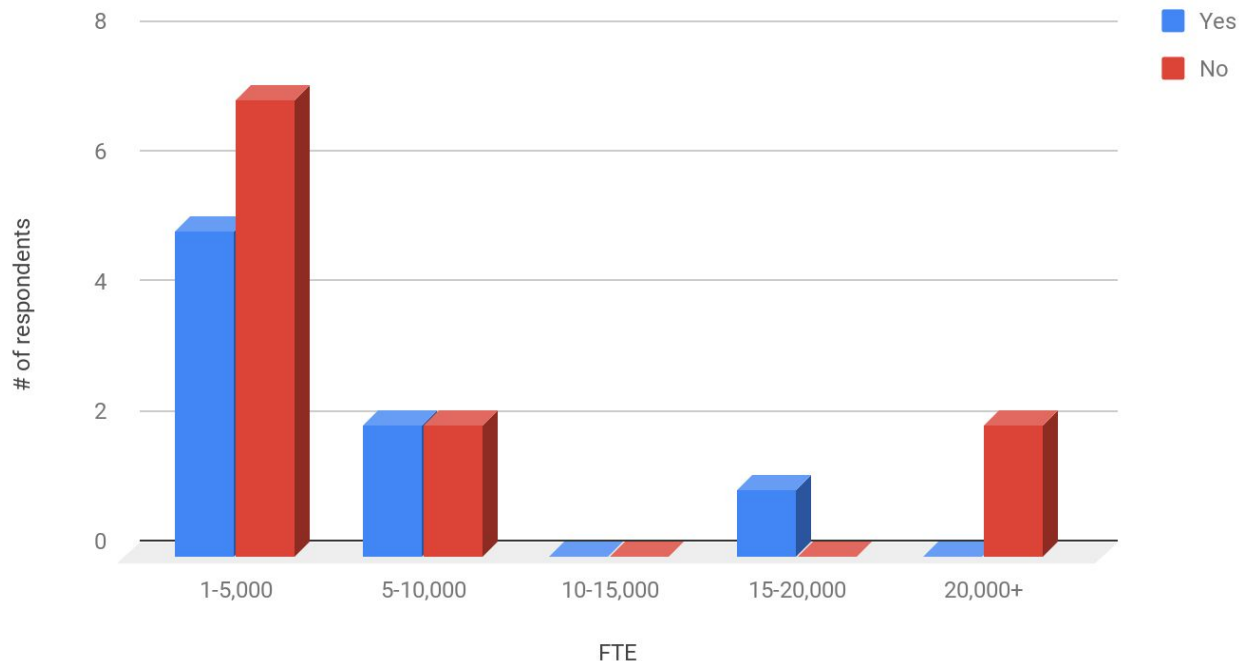
Private institutions recognized support of OER



50% (9/18) of small,
private institutions
(1-5,000) responded
that OER is supported
Ad-hoc rather than any
pilot/official programs

Sneak peak at initial survey results ...

Private institutions with dedicated staff for OER programs/pilots



58% (7/12) of
small, private
institutions (1-5,000)
responded that they
do not have any
dedicated staff for
OER initiatives.

DISCUSSION



**WHAT WOULD HAPPEN IF YOU
DISAPPEARED?**

A person wearing a dark suit is shown from the chest up. Their right hand is open, palm up, holding four coins: one silver coin and three copper coins. Their left hand is partially visible, holding a dark object, possibly a wallet or a small bag. The background is a plain, light-colored wall.

THE DREADED

BUDGET CUTS

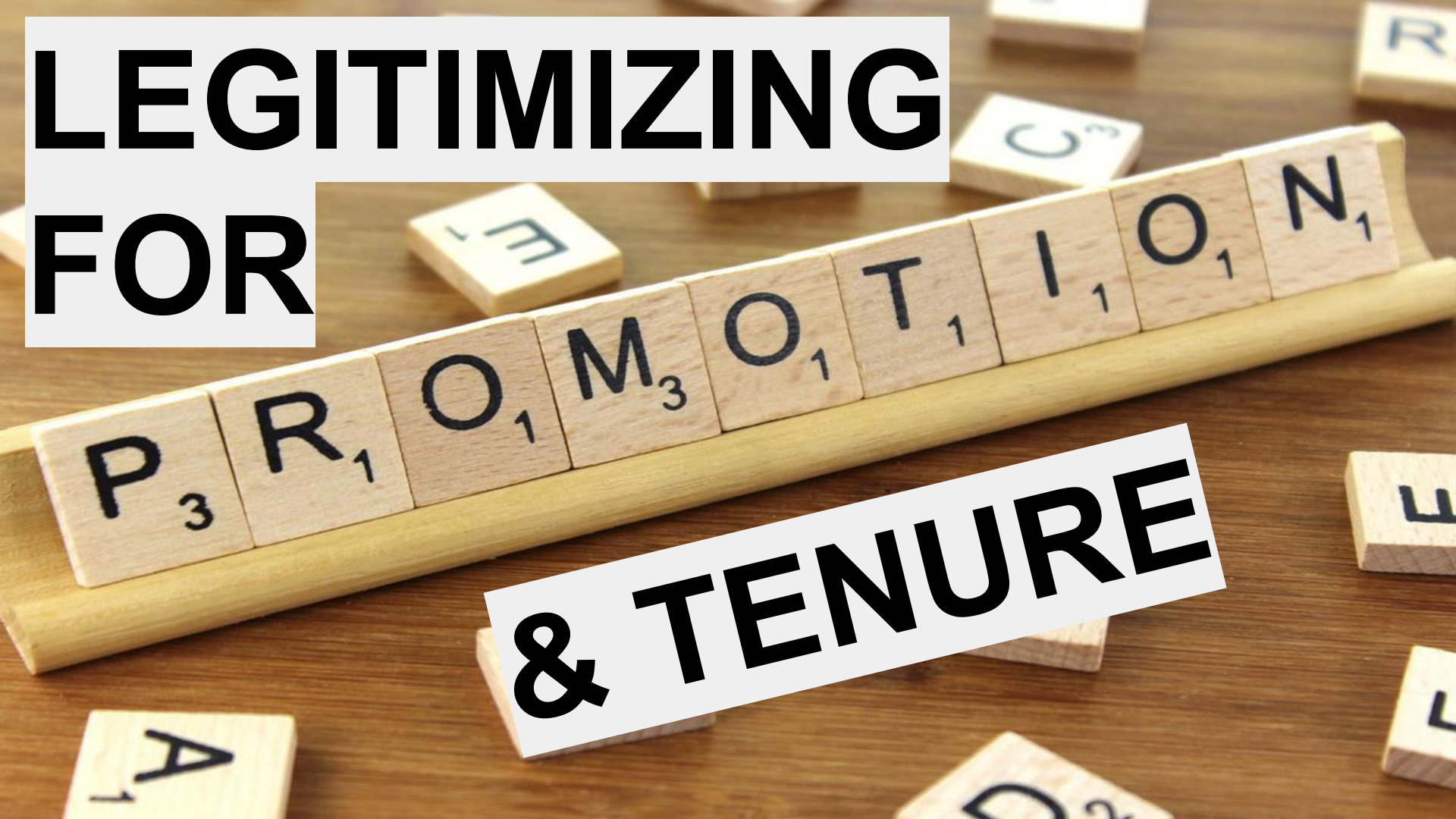


DOING MORE

WITH LESS

**LEGITIMIZING
FOR**

& TENURE



STUDENT ADVOCATES





**LIKE SANDS
THROUGH**

**THE
HOURGLASS**

Thank you!

Jonathan Bull, Valparaiso University

Jon.Bull@valpo.edu

Lindsey Gumb, Roger Williams University

lgumb@rwu.edu

Michele Gibney, University of the Pacific

mgibney@pacific.edu