

Seton Hall University

From the Selected Works of Lisa DeLuca, MLIS, MPA

Summer July 27, 2018

International Data Sources & Data Literacy

Lisa DeLuca



Available at: https://works.bepress.com/lisa_deluca/27/







2018 IOWA GODORT SUMMER WORKSHOP

**International Data Sources &
Data Literacy**

Lisa DeLuca
Seton Hall University Libraries

FINDING INTERNATIONAL DATA — WHAT'S THE PATRON'S END GOAL?

- Do they know where their data resides? (Agency, Organization, NGO). Have them check multiple locations for a particular agency
- Which indicators are they trying to locate?
- Do they need an entire dataset? A time series? Are they combining datasets? Do they have the Excel skills to do this?
- What data format do they need? (*.xls, *.csv, JSON, APIs) →
- Can free visualization tools from agency/organization enhance their research?
- Have they checked relevant publications for embedded data?
- If relevant data not available for country/region/topic, they can write to agency for more information.
- Check Twitter for updates about datasets.

	API Health Nutrition and Population Statistics Resource Type: API Documentation Go to Resource
	CSV file Health Nutrition and Population Statistics Resource Type: Download Format: CSV ZIP Go to Resource
	Databank Health Nutrition and Population Statistics Resource Type: Query Tool Go to Resource
	Excel file Health Nutrition and Population Statistics Resource Type: Download Format: EXCEL ZIP Go to Resource

INTERATIONAL DATA SOURCES — START HERE

Organization

International Monetary Fund (IMF):

<https://www.imf.org/en/Data>

OECD:

<https://data.oecd.org/>

United Nations (UN):

<http://data.un.org/>

<https://unstats.un.org/unsd/databases.htm>

World Bank:

<https://data.worldbank.org/>

World Integrated Trade Solution (WITS)

<https://wits.worldbank.org/>

World Trade Organization (WTO)

https://www.wto.org/english/res_e/statis_e/statis_e.htm

Repositories/Tools

European Data Portal:

<https://www.europeandataportal.eu/en/homepage>

UK Data Archive:

<http://www.data-archive.ac.uk/find>

Harvard's Dataverse

<https://dataverse.harvard.edu/>

Our World In Data

<https://ourworldindata.org/>

INTERNATIONAL DATA — TODAY'S TOPICS

- Gender Equity, Climate Change, Public Health, Trade & Tariffs
- Encourage patrons to combine their topics with these search terms: data, datasets, indicators, repository, database, data visualization, statistics, archive
- Data may be buried on agency websites (often under Resources)
- Encourage secondary data usage in classroom setting (Dechman & Syms)
- Finding (or creating) datasets that facilitate comparison between different types of measures — across collection agencies and varied political, social or geographic contexts or time series (Dechman & Syms)

GENDER EQUITY

World Bank Group's Gender Data Portal is a source for the latest sex-disaggregated data and gender statistics covering demography, education, health, access to economic opportunities, public life and decision-making, and agency.

<http://datatopics.worldbank.org/gender/>

OECD Gender Data Portal includes selected indicators that demonstrate on gender inequalities in education, employment, entrepreneurship, health and development, showing how far we are from achieving gender equality and where actions is most needed. The data cover OECD member countries, as well as partner economies including Brazil, China, India, Indonesia, and South Africa. www.oecd.org/gender/data/



Gender Equality/GENDER_EQUALITY_03-17-2017 ... Download

	country_name	#	country_code	indicator_name
1	Mauritius		684	Gender Development Index
2	Mauritius		684	Gender Inequality Index
3	Mexico		273	Gender Development Index
4	Mexico		273	Gender Inequality Index
5	Moldova		921	Gender Development Index
6	Moldova		921	Gender Inequality Index
7	Mongolia		948	Gender Development Index



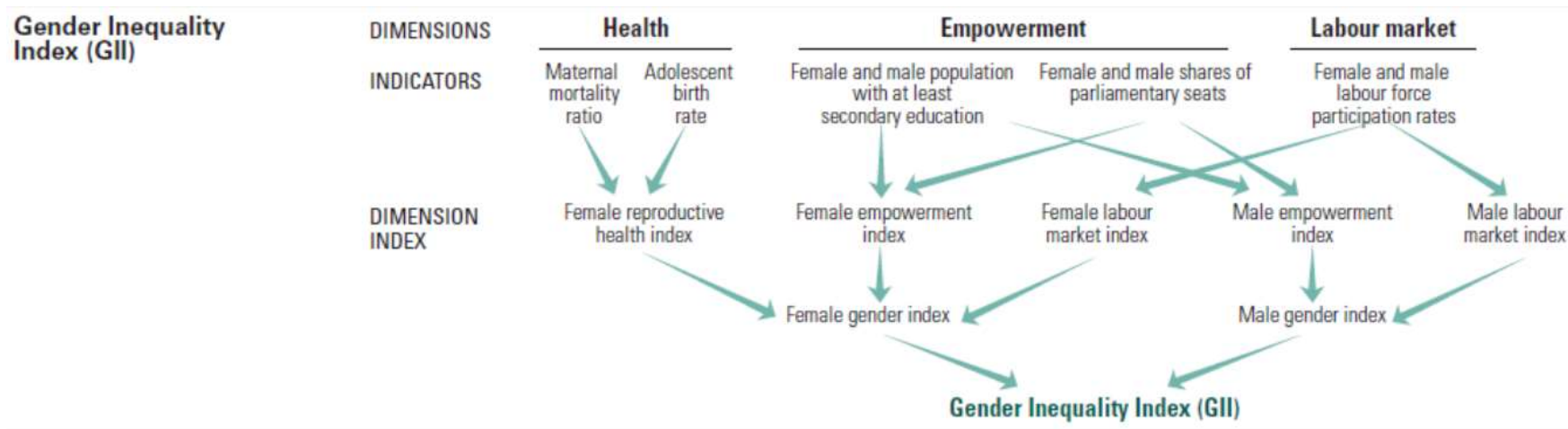
GENDER EQUITY



United Nations Statistics Division - Indicators - <https://genderstats.un.org/>

Gender Inequality Index (GII) | Human Development Reports

hdr.undp.org/en/content/gender-inequality-index-gii



GENDER EQUITY

IMF

<https://data.world/imf/gender-equality>

Access data, visualizations, and stories that portray results of the IMF's research on gender and economics or create your own charts and analysis. This dataset includes gender inequality and development indices. Requires login.

Data.gov.uk

<https://data.gov.uk/search?q=gender+equal>

data.gov.uk | Find open data

Format

CSV
DOC
HTML
ODS
PDF
SPARQL
WMS
XLS
ZIP



US Government

National Oceanic and Atmospheric Administration (NOAA) Climate.gov

<https://www.climate.gov/maps-data/datasets/formats/json>

Data.gov

<https://www.data.gov/climate/>

World Bank

<https://data.worldbank.org/topic/climate-change>



CLIMATE CHANGE



United Nations

<http://data.un.org/DataMartInfo.aspx>

<http://www.un.org/en/sections/issues-depth/climate-change/index.html>

<https://www.unenvironment.org/explore-topics/climate-change>

<http://www.adaptation-undp.org/resources/datasets/datasets-climate-change-adaptation>

OECD

<http://www.oecd.org/env/cc/>

<http://www.compareyourcountry.org/cop21>



CLIMATE CHANGE — DATA VISUALIZATION

OECD's Compare Your Country Mapping Tool

<http://www.compareyourcountry.org/cop21>



OECD	Czech Republic	Indonesia
Australia	Denmark	Israel

Compare your country is a service provided by the OECD. You are invited to share this tool or to embed it into your website. [OECD Terms and Conditions](#) apply.

Data source

- [OECD .Stat](#)

Related Publication



Climate Change Mitigation - Policies and Progress

- [Website with additional information](#)

5, 2012

23 96

PUBLIC HEALTH



United Nations

<https://unstats.un.org/unsd/demographic-social/sconcerns/health/>

World Health Organization/Global Health Observatory (GHO) data

<http://www.who.int/gho/en/>

World Bank

<https://data.worldbank.org/topic/health>

<http://datatopics.worldbank.org/health/>

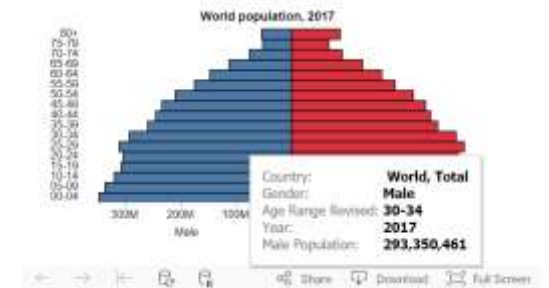
<https://data.worldbank.org/indicator>

<https://datacatalog.worldbank.org/dataset/health-nutrition-and-population-statistics>

Population Dashboard

[View Dashboard](#)

Access tables, graphs, population pyramids, and maps showing the latest data on population and demographic estimates and projections.



PUBLIC HEALTH

OECD

<http://www.oecd.org/els/health-systems/health-data.htm>

OECD Health Statistics 2018 released on June 28.

Comprehensive source of comparable statistics on health and health systems across OECD countries. Tool to carry out comparative analyses and draw lessons from international comparisons of diverse health systems.

https://stats.oecd.org/index.aspx?DataSetCode=HEALTH_STAT

ORGANISATION
FOR ECONOMIC
CO-OPERATION
AND DEVELOPMENT



OECD.Stat

Health Status	i
Mortality	i
Life expectancy	i
Causes of mortality	i
Maternal and infant mortality	i
Potential years of life lost	i
Morbidity	i
Perceived health status	i
Perceived health status by age and gender	i
Perceived health status by socio-economic status	i
Infant health	i
Communicable diseases	i
Cancer	i
Injuries	i
Absence from work due to illness	i

- + Non-Medical Determinants of Health
- + Health Care Resources
- + Health Workforce Migration

PUBLIC HEALTH — DATA VISUALIZATION

World Health Statistics Data Visualization Dashboard

<http://apps.who.int/gho/data/node.sdg>

World Health Statistics data

World Health Statistics data visualizations dashboard

Data table
Country data
Also available:
— Region data

[filter table](#) | [reset table](#)
Last updated: 2017-09-19

Country	Year	Neonatal mortality rate (per 1000 live births) ¹	Under-five mortality rate (probability of dying by age 5 per 1000 live births) ¹
Afghanistan	2003	51.1 [52.4-50.7]	110.3 [109.0-120.4]
	2002	58.9 [53.5-65.0]	122.2 [113.4-132.5]
	2001	60.1 [54.6-66.3]	126.0 [116.9-136.5]

World Health Statistics data visualizations dashboard

World Health Statistics data visualizations dashboard > SDG Target 3.3 | Communicable diseases

Neglected tropical diseases (NTDs)

In 2016, a reported 1.5 billion people required treatment and care for NTDs, down from 2.0 billion reported to require treatment in 2010

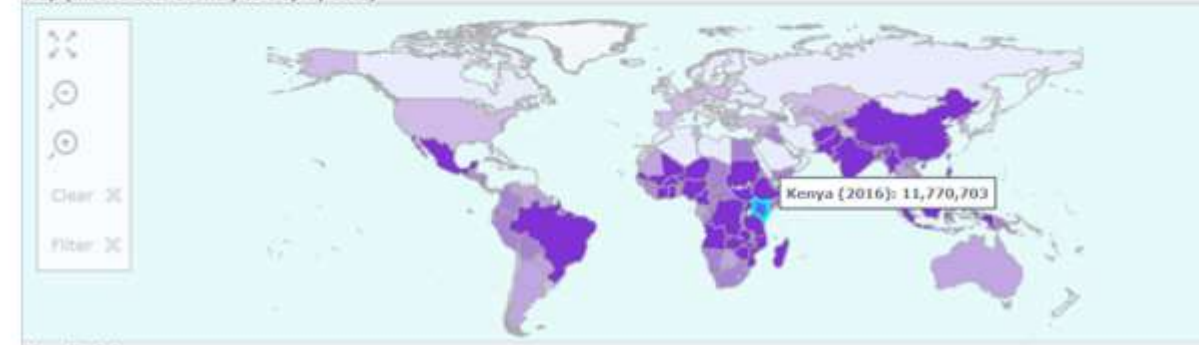
Neglected Tropical Diseases (NTDs) : Reported number of people requiring interventions against NTDs: 2016

[View by year](#)

[Filter by WHO region](#)

[Help](#)

Map (mouse over country to display data)



Download **complete** data set as: [CSV table](#) | [Excel](#) | [CSV list](#) | [more...](#)

TRADE & TARIFFS

World Bank

<https://data.worldbank.org/topic/trade>

Trade Tariffs Explained:

<http://blogs.worldbank.org/trade/picture-trade-types-tariffs-explained>

OECD

<https://data.oecd.org/trade/trade-in-goods-and-services.htm>

www.oecd.org/trade/

World Trade Organization

Statistics Database

<http://stat.wto.org/Home/WSDBHome.aspx?Language=E>

Trade and tariff data

https://www.wto.org/english/res_e/statis_e/statis_e.htm

President Trump Approves Relief for U.S. Washing Machine and Solar Cell Manufacturers

IMF warns Trump trade war could cost global economy \$430bn

TRADE & TARIFFS

Tariff Tracker - Washington Post:

https://www.washingtonpost.com/news/wonk/wp/2018/07/06/the-trump-tariff-tracker-how-severe-is-the-pain/?noredirect=on&utm_term=.51713430a02c

Trump tariff tracker

The United States imported **\$2.4 trillion** in goods in 2017.



Trump's trade fight by country

China



Mexico



Canada



Japan



European Union



Sources: U.S. Census Bureau; Peterson Institute for International Economics

WAPO.ST/WONKBLOG

TRADE & TARIFFS: DATA SOURCES

The Office of the United States Trade Representative (USTR)

Agency of more than 200 committed professionals with decades of specialized experience in trade issues and regions of the world. Trade capacity building (TCB) is a critical part of the United States' strategy to enable developing countries to negotiate and implement market-opening and reform-oriented trade agreements and to improve their capacity to benefit from increased trade.

<https://ustr.gov/>

Trade Capacity Building

Filter and explore U.S. Government Trade Capacity Building activities by income group, region, implementing agency, or category.

<https://tcb.usaid.gov/>

<https://tcb.usaid.gov/dashboard.html>

TRADE & TARIFFS

UN Comtrade Database

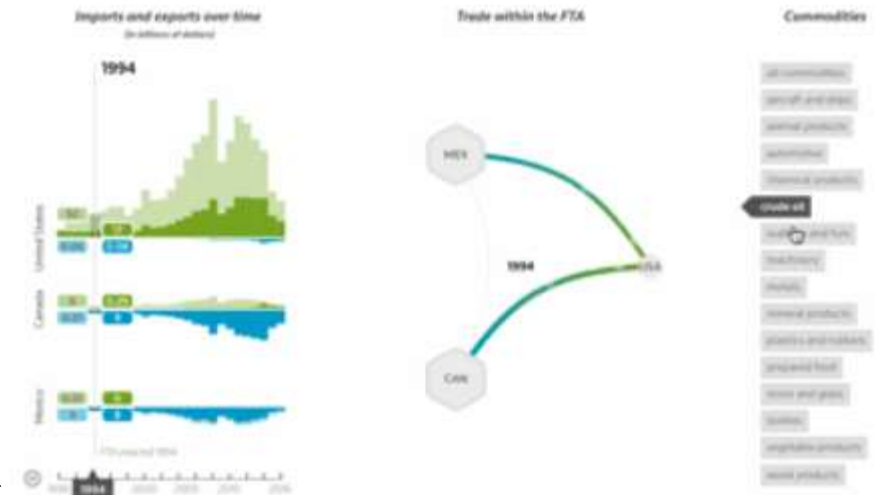
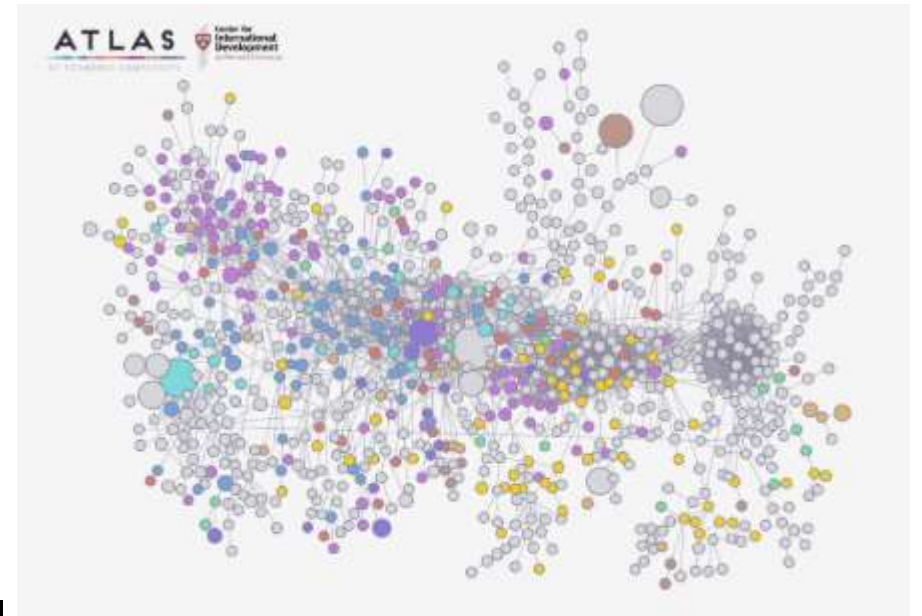
<https://comtrade.un.org/>

Free access to global trade data. Repository of official international trade statistics and relevant analytical tables. All data is accessible through [API](#).

UN Comtrade Labs - Exploring Trade Data

<https://comtrade.un.org/labs/>

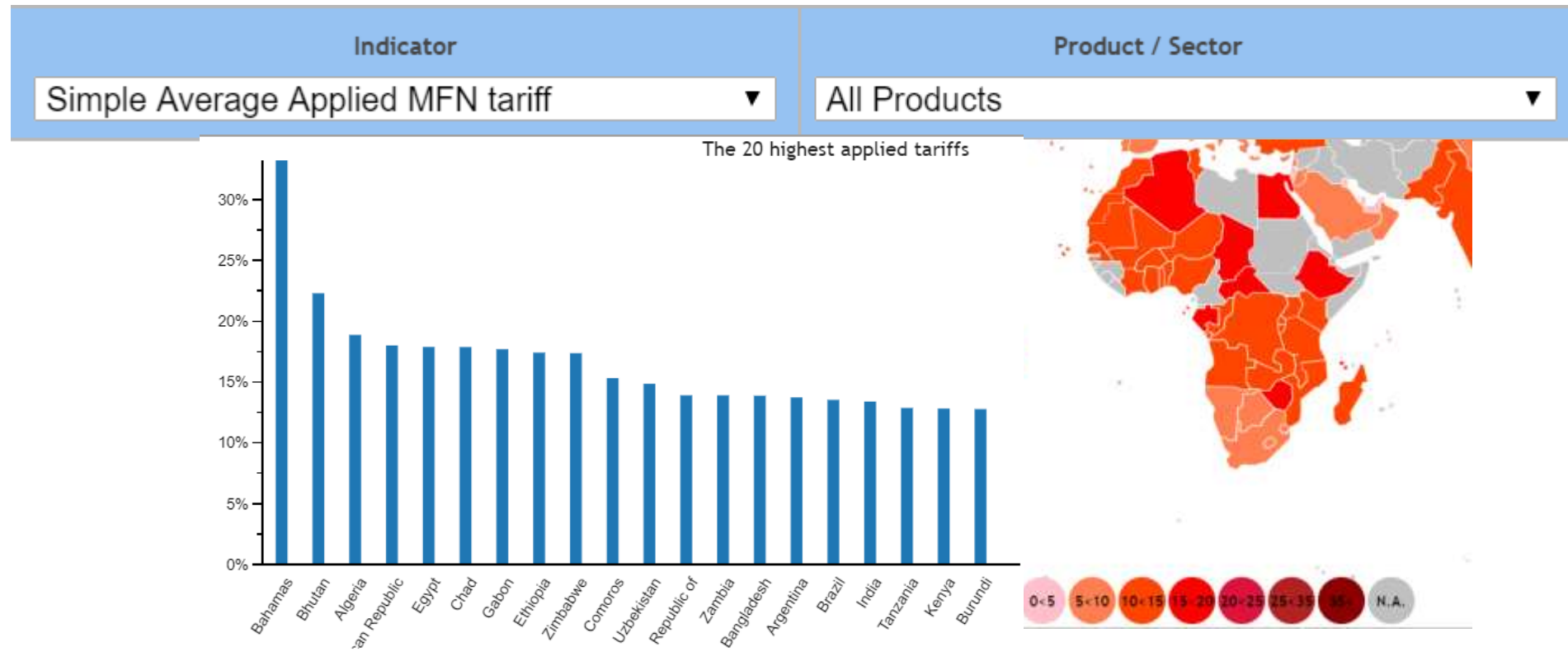
A place to showcase innovative uses of UN Comtrade data. Explore data visualizations and metadata, data extraction tools, and alternative dissemination platforms.



TRADE: DATA VISUALIZATION

WTO's International Trade and Market Access Data

https://www.wto.org/english/res_e/statis_e/statis_bis_e.htm



DATA LITERACY

- Students need to be able to identify, find, and critically consider data sources
- Faculty want data searches to be time efficient, concerned about losing class time to data instruction
- Faculty may be concerned about keeping up and their own expertise
- Future goal - teach faculty/students to search library catalog for data

(Source: Dechman & Syms, 2014)

QUESTIONS?

Lisa DeLuca lisa.deluca@shu.edu
@ldeluca1101
https://works.bepress.com/lisa_deluca/

Relevant Research Guides

United Nations	https://library.shu.edu/un
International Relations	https://library.shu.edu/intrela
Dag Hammarskjöld Library (NYC)	http://research.un.org/en/un-resources/statistics
United Nations Library Geneva	http://libraryresources.unog.ch/statistics

SUMMER READING

Dechman, M. K., & Syms, L. R. (2014). [Working Together to Maximize the Utilization of Open Data Across Social Science and Professional Disciplines](#). *Behavioral & Social Sciences Librarian*, 33(4), 188-207.

DeLuca, L. (2017). [United Nations – Online data repositories and resources](#). *C&RL News*, January 2017.

DeLuca, L. (2016) [Navigating United Nations data sources](#). *Collection Building*, 35(4), 114–118.
<https://doi.org/10.1108/CB-08-2016-0022>.

Dubicki, E., & Bucks, S. (2018). [Tapping government sources for course assignments](#). *Reference Services Review*, 46(1), 29-41.

Kishi, R. How to Clean Data from Multiple datasets to prepare for combining. Available at:
<https://www.acleddata.com/2015/04/28/how-to-clean-data-from-multiple-datasets-to-prepare-for-combining/>

