

**Utah State University**

---

**From the Selected Works of Juliana Plucinik**

---

2017

# Personnel Prep Poster.pdf

Juliana Plucinik, *Utah State University*



Available at: <https://works.bepress.com/julianaplucinik/1/>

# Teaching the Teachers:

## A review of Deaf Education Personnel Preparation Programs

### What is EI SNAPSHOT?

The Early Intervention Systemic Nationwide Analysis of Programs' Strengths, Hurdles, Opportunities, and Trends (EI SNAPSHOT) project was a one year study to review the EI system for children who are DHH.

### Understanding Deaf Education Personnel Preparation Programs

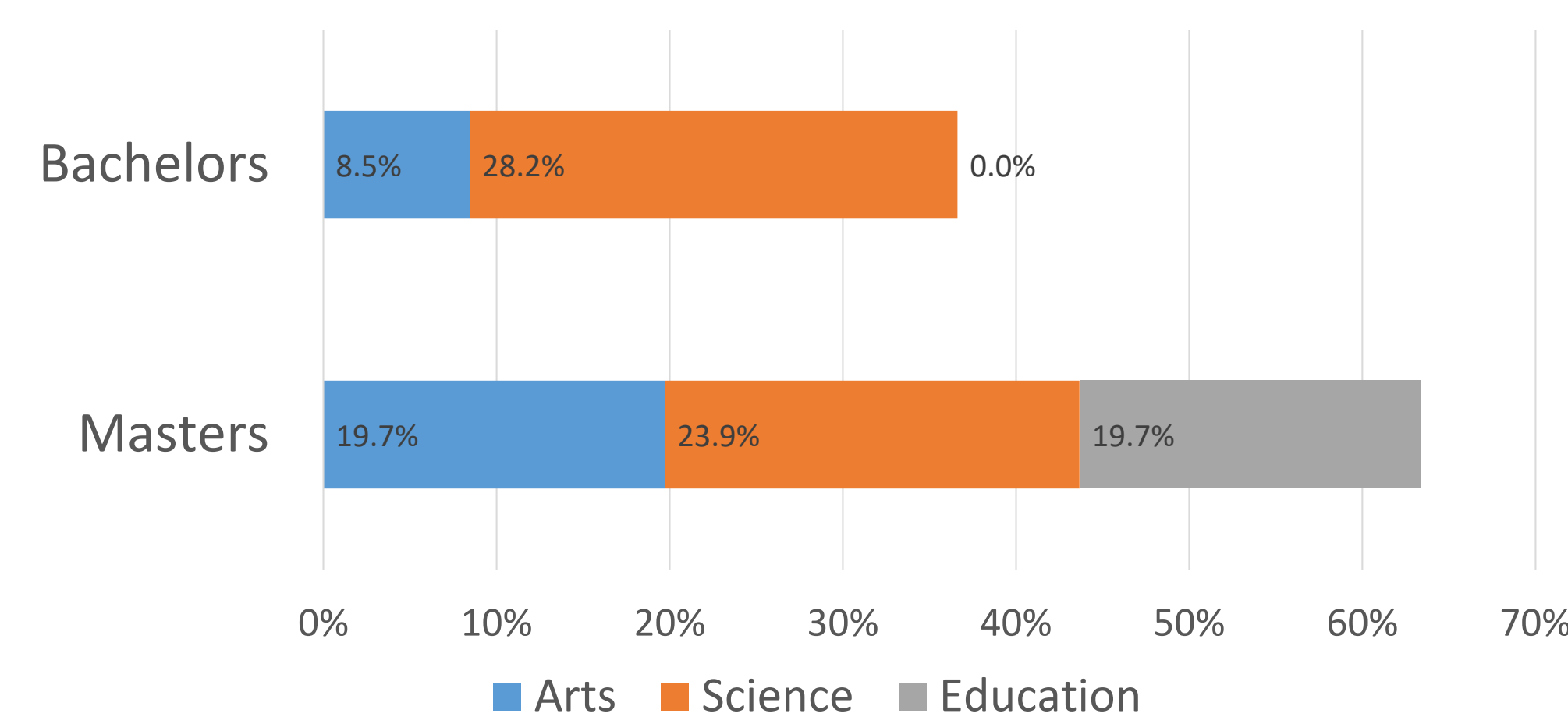
To evaluate Deaf Education programs in the US, SNAPSHOT staff:

- Reviewed and analyzed the institutional websites
- Conducted interviews with the Program Coordinators
- Administered a survey to recent graduates

### Website Reviews

SNAPSHOT staff reviewed the websites of the US Deaf Education Teacher Preparation Programs listed in the American Annals of the Deaf and Deafed.net.

Distribution of US Deaf Education Programs



- 72 Universities listed
  - 3 no longer accepting students
  - 12 defunct / misidentified
  - 6 that did not result in licensure
- Result: 51 Universities with 72 Deaf Education Programs

Program websites were reviewed using a set of strict guidelines to determine the number of credits required by degree programs for several areas of interest with the following results:

	Average number of credits required	Range of Credits Required
Learning a manual language	6.5	0-15
Teaching using a manual language	2.8	0-24
Teaching using Listening and Spoken Language (LSL)	4.6	0-20
Audiology	3.1	0-6
Early Intervention	1.5	0-19
Practicum Hours	10.2	0-18
Total Credit Hours Needed to Graduate	81.0	36-130

Note: These results are limited by the fact that many program websites were out of date or did not provide enough information to accurately assess the number of credits required.

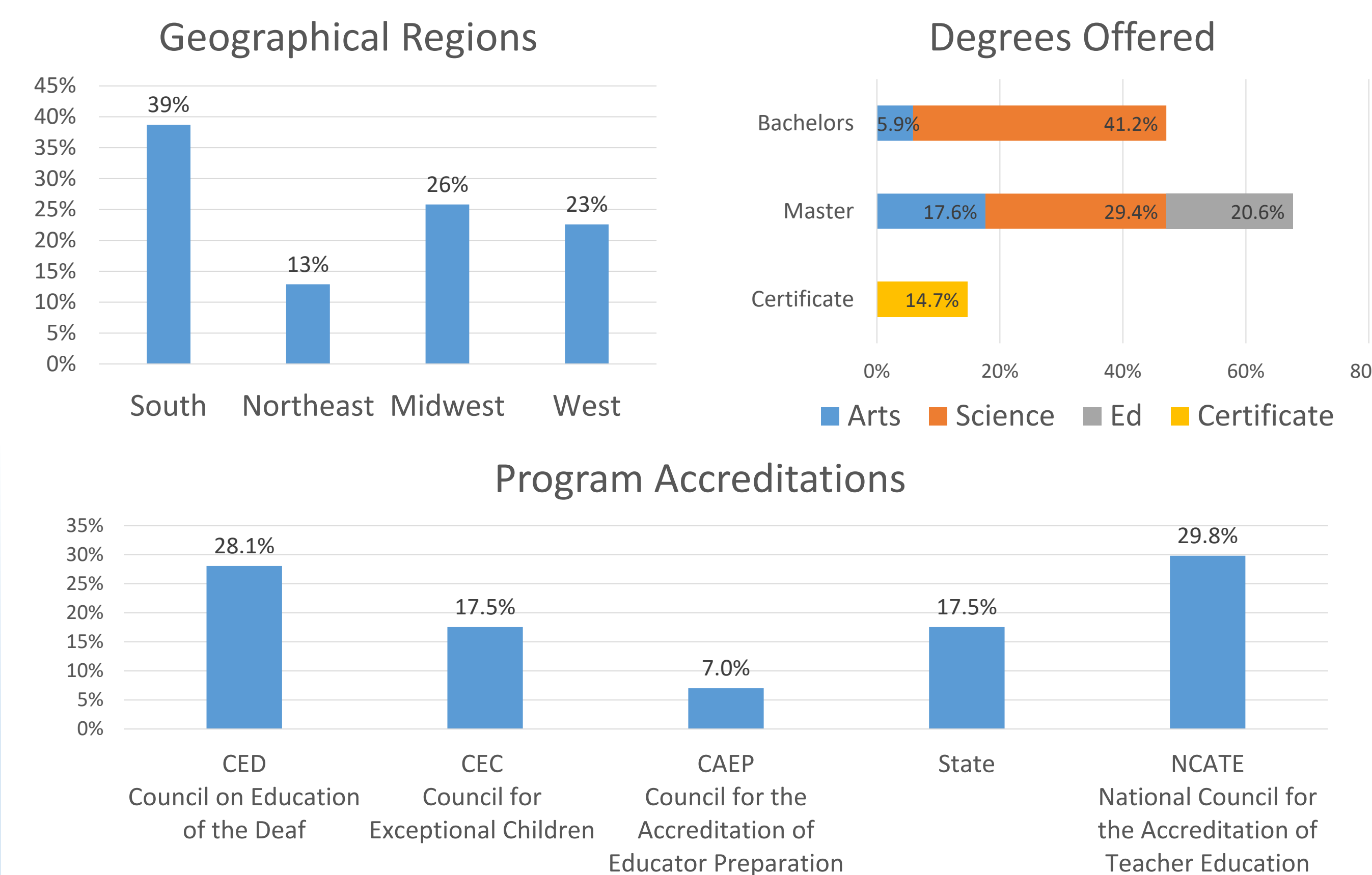
#### Acknowledgement

The project described was supported by Grant Number HRSA-15-085 from the Health Resources and Services Administration (HRSA), an operating division of the U.S. Department of Health and Human Services. Its contents are solely the responsibility of the authors and do not necessarily represent the official views of the Health Resources and Services Administration or the U.S. Department of Health and Human Services.

### Program Coordinator Interviews

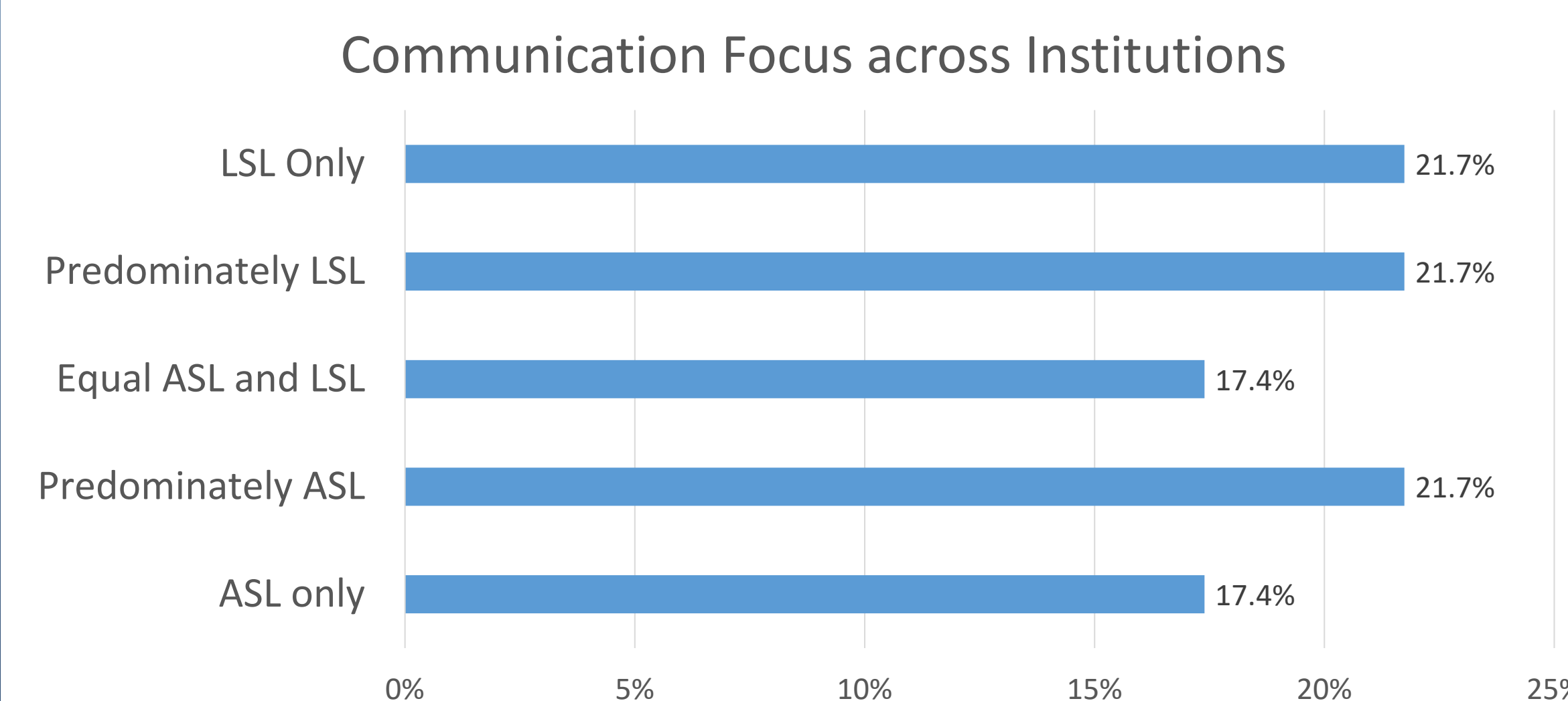
(n=36; data collection still in progress)

#### About the Participating Institutions



Student Recruitment and Graduation – 2011-2016	
Average number of students applying to each program per year	25.4
Average percentage accepted	76.1%
Average number of students accepted per year	14.3
Average number of students graduating per program each year	6.5

### Communication Methods Focus according to Personnel Prep Program Coordinators

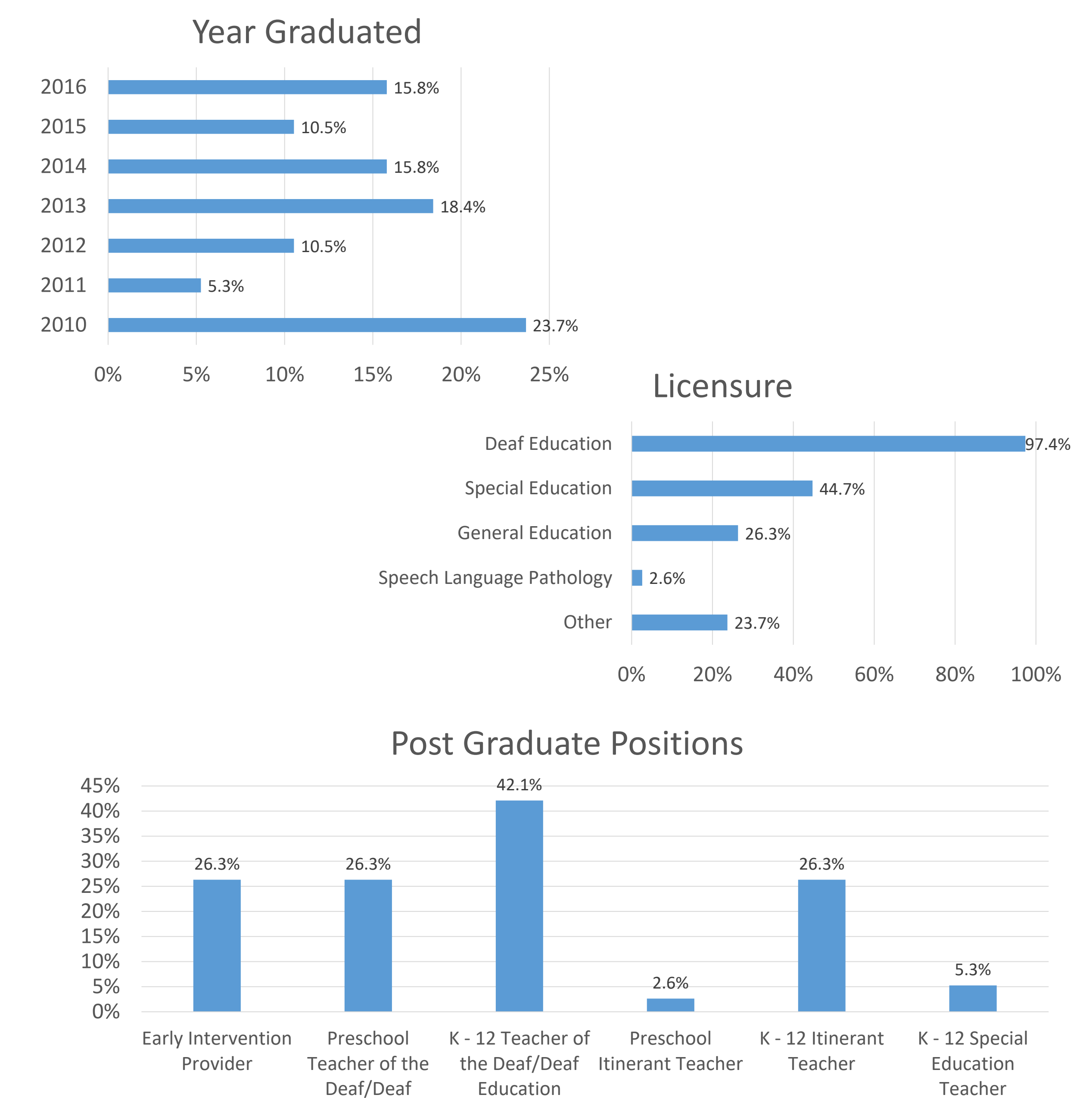


### Discussion/Key Takeaways

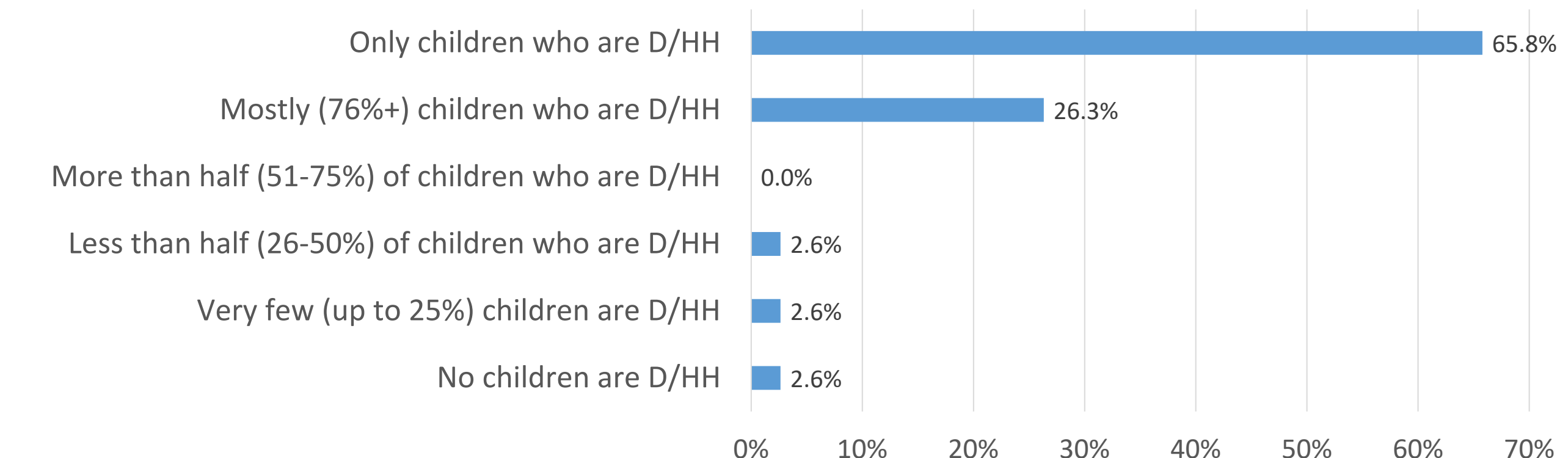
- Very few Deaf Education programs devote credit hours to Early Intervention. However, EI information may be embedded in other courses
- Institutional websites may not accurately reflect the credit requirements and program focus of Deaf Education programs.
- Most Deaf Education programs are small and admit only a few students a year. The number of students graduating from each program is also small meaning that there are likely not many new Deaf Education professionals entering the workforce at any time.
- Recent graduates are mainly Deaf Education Teachers in a preschool or a K-12 setting and only 7.9% do not work predominately with children who are DHH.

### Survey of Recent Graduates

(n= 41 respondents from 8 programs who graduated between 2010 and 2016; data collection still in process)



#### Populations currently served by Graduates



#### Graduate Reported Language Fluency

