



Illinois Math and Science Academy

From the Selected Works of Gabriel Delgado

Winter December 11, 2020

Microcontroller Applications Final Project User Manual

Gabriel Delgado




Available at: <https://works.bepress.com/gabriel-delgado/8/>

User Manual of
L-Eye-T Product

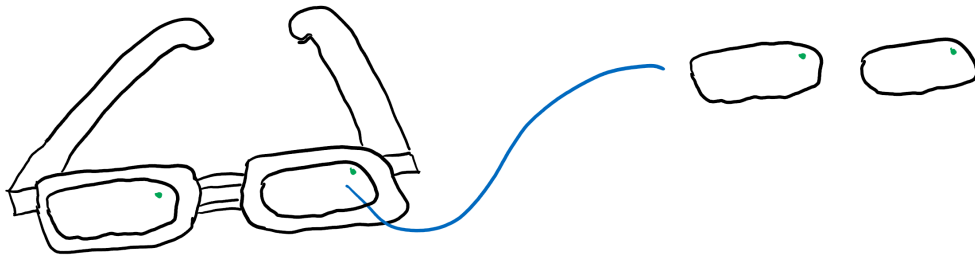
1.) Unbox your L-Eye-T Product.

* Facing down view



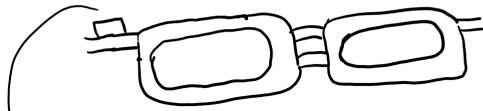
- 1.) The L-Eye-T case includes a USB cable with a corresponding adapter.
- 2.) These items are alongside a complementary battery even though the L-Eye-T already contains one.
- Here at the GMZ Corporation, we acknowledge the wants and needs of our clients
- 3.) Included is also a USB 2.0  that is a wireless USB that plugs into your computer and automatically connects to the L-Eye-T glasses.
- 4.) Finally, you will see the L-Eye-T glasses.

2.) Remove protective films.



- Gently remove the protective films from each lens and discard them.

3.) Turn on the L-Eye-T glasses.



→ Simply press once to turn the L-Eye-T glasses ON.

After the L-Eye-T glasses are ON, hold down the button for 3 seconds until you hear a beep.

Now, your L-Eye-T glasses are ON and connected via Bluetooth to the USB 2.0

4.) Enjoy effortless cursor movement and mouse clicking.



* Make sure that the USB 2.0 adapter is plugged into the computer in order to connect to Bluetooth.