

Syracuse University

From the Selected Works of Peter D Verheyen

September 14, 2011

Book Repair Basics for Libraries

Peter D Verheyen, *Syracuse University*

Marianne Hanley, *Syracuse University*



Available at: https://works.bepress.com/peter_verheyen/26/

Book Repair Basics for Libraries

**Peter D. Verheyen & Marianne Hanley,
Syracuse University**

Introductions

■ Peter D. Verheyen, Head of Preservation and Conservation

- Began with circulating collections repair while work-study student at Johns Hopkins. Followed by binding and rare book conservation training and career.



■ Marianne Hanley, Assistant Conservator

- Manages circulating collections rehousing and repair unit, trains and supervises work-study students in repair, and is learning further aspects of conservation.



Aims and scope of this presentation

- **Familiarize viewers with different aspects of circulating collections book repair for school, public, and academic library staff by showing:**
 - Basic descriptions of techniques, images, and video
- **This presentation should not be construed as a how-to, hands-on workshop.**
- **Not aimed at treatment of special collections items**
- **Resources for training will be provided at end.**

Circulating collections repair at Syracuse*

■ Materials retained for long-term

- ☐ Weeding of collections very selective

■ Selection criteria for repair

- ☐ From circulation, proactively from heavily used areas of the collections

■ Types treatments

- ☐ Simple repairs (tip-ins, hinge tightening, ...)
- ☐ Spine repairs (rebacking)
- ☐ Rebinding (sent to commercial bindery)

* and many other research / academic libraries

Public and school library context

- **Materials not necessarily retained for long-term**
 - Circulated, repaired, circulated, repaired, circulated, weeded..
- **Often minimal to enable a few more circulations...**
 - Don't address complex structural issues
- **More likely to use self-adhesive products rather than wet adhesives...**
 - Require less infrastructure and training
 - Quicker

What we will cover

■ Tools

■ Adhesives and other materials

■ Simple repairs

- ☐ Mending tears, tip-ins, hinge tightening

■ Spine repairs

- ☐ Simple “quick and dirty”
- ☐ Replacing missing spines
 - Self adhesive
 - Glues...


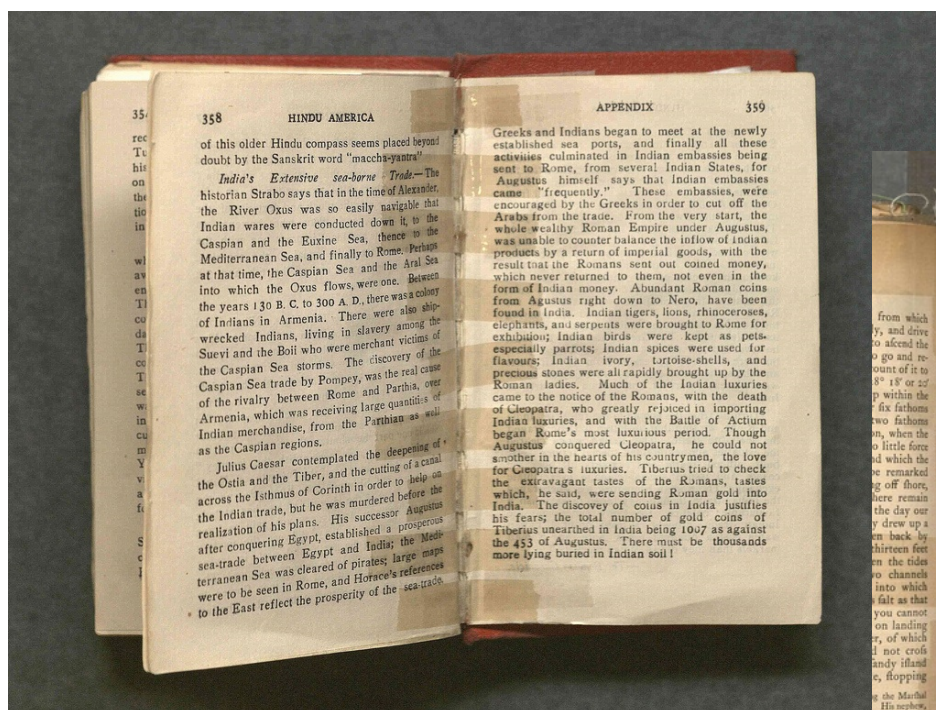
Tools

- Bonefolder
- Scissors
- Box cutters and other knives
- Awl
- Straight edge
- Cutting mat
- Brushes



Adhesives – Tape 1

~~NO duct or packing tape, rubber cement, gluesticks...~~



Images courtesy of Suzy Morgan


Adhesives – Tape 2

- Archival PVA, like Elmers but formulated to be more flexible
- Filmoplast and other “archival” tapes



Simple repairs

■ Page tears and tip-ins



Mending tears

- **Align parts of tear**
- **Prefer using Filmoplast P mending tape as it is thinner and more flexible, making it less likely to cause paper to tear adjacent to repair.**
- **Full width of roll not needed for most repairs**
 - Recommend cutting in half before applying
- **Reversible, to a point. Water soluble, but adhesives bonds tighter over time.**

Book Repair Basics Page Tear Repair

Department of
Preservation and Conservation
St. Louis University
Library

Click to view video on YouTube

Page tip-ins

- Used to reinsert loose pages
- Used when inserting replacement pages
- Run very narrow bead of adhesive (PVA) along spine edge, insert into gutter and align, apply pressure and let dry.
- If tipping-in replacement pages, make sure they are double-sided so as not to add excessive bulk and split the textblock. Larger numbers of pages can be glued together first, then inserted into textblock when dry.

Book Repair Basics Page Tip-ins

Department of
Preservation and Conservation
Stanford University Library

Click to view video on YouTube

Hinge tightening



Hinge tightening


- Loose or “shaken” hinges
one of the leading causes
of a further breakdown of
the structure of a book
- Hinge tightening quick
and easy
- Minimal tools
 - Bonefolder, knitting needle, glue
- See also:
 - <http://www.philobiblon.com/bkrepair/BookRepair.html>

Book Repair Basics Hinge Tightening

Department of
Preservation and Conservation
STEVENSON
Library

Click to view video on YouTube

Spine Repairs - Before



Taped spine repairs I

■ Using tape to reinforce weakening spine

- DO NOT use on books being permanently retained
 - Quick and dirty, do not hold up well with heavy use
 - Can be damaging especially if needing to be removed
- Does not require special adhesives
- Can be combined with hinge tightening.



Spine repairs II

■ Self-adhesive bookcloth

- Good for simple repairs when boards still well attached and book spine solid.

■ Buckram with glue


- Stronger cloth and better when boards are detached...



Filmoplast T (at right) and Archival Products' C-cloth slit to custom widths. 10pt folder stock for spine-stiffeners.

Simple “reback” when boards attached

- Self-adhesive bookcloth or buckram (to be glued)
- 10 pt. folder stock for the spine stiffener



Simple “reback” when boards attached



Book Repair Basics Taped Reback

Department of
Preservation and Conservation


SYRACUSE UNIVERSITY
Library

Click to view video on YouTube

[Click here for glued with buckram variant](#)

Full “reback” when boards detached

- Buckram and spine lining cloth (to be glued)
- 10 pt. folder stock for the spine stiffener



See book at right for exterior

Full “reback” when boards detached

Book Repair Basics “Full” Reback

Department of
Preservation and Conservation

SYRACUSE UNIVERSITY
Library

[Click to view video on YouTube](#)

When to consult a conservator

- **If the item is of historic or intrinsic value and significance.**
 - ☐ A well-intentioned repair can cause irreparable damage.
- **If the repair is above your skill level.**
 - ☐ Know your limitations
- **To find a conservator see the [American Institute of Conservation](http://www.ala.org/alcts).**

Appendix 1 – Selected workshops

- **Check with your local/regional library consortia and your closest research library preservation department for hands-on workshops or other training opportunities in your area. Below are a few links to sample opportunities.**
- **Amigos**
 - [Book repair workshop supplies list](#)
 - [Book repair workshop](#)
- **California Preservation Program**
 - See also [InfoPeople](#)
- **Lyrasis**
- **NE Florida Information Network (NEFLIN)**
- **Northeast Document Conservation Center (NEDCC)**
- **Northwest Central (Pacific Northwest)**

Appendix 2 – Recommended videos

■ Amigos

- [Mending a Book with Book Repair Tape](#)
- [Hinge Tightening Instructions](#)

■ DEMCO inc

- 25 videos – most use tapes for repairing headcaps, spines, tears...

■ SUNY New Paltz Library

- [Book Repair - Spine Repair Part I](#)
- [Book Repair - Spine Repair Part II](#)

■ American University Library

- [How To Repair a Book Spine](#)

■ University of North Carolina Health Sciences Library

- [Tip-ins](#)

Appendix 3 – Manuals and guides online

■ Pamphlets

- [Three Basic Book Repair Procedures](#) – Instructions for three simple, non-invasive repair techniques produced for ALA by Carole Dyal and Pete Merrill-Oldham
- Gaylord Bros – [Bookcraft Guide: Simple Techniques for the Maintenance & Repair of Books](#)

■ Departmental Manuals

- [Alaska State Library](#) – Conservation Book Repair
- [Cornell University Library](#) – Extensive series of manuals including basic circulating collections repair
- [Dartmouth College Library](#) - A Simple Book Repair Manual
- [Indiana University Library](#) – Online Manual

■ Listservs

- [Book Arts-L](#) – General book arts and bookbinding listserv that often has discussions on binding structure, adhesives, and materials.
- [CoOL](#) – Home of the [Conservation Distlist](#). THE resource for conservation topics in all disciplines
- [PADG](#) – Listserv of the ALA/ALCTS group formerly known as the Preservation Administrators Discussion Group. Good place to ask about workshops...

Appendix 4 – Selected vendors

- These vendors stock supplies for repairing circulating collections items, most with a large selection of self-adhesive products like tapes...
- [Brodart](#)
- [Demco](#)
- [Gaylord Bros.](#)
- [Kapco](#)
- [TALAS](#): a great source of specialized tools
- [University Products](#)

Thank you

Please feel free to contact us with questions at



Department of Preservation and Conservation

<http://library.syr.edu/about/departments/preservation>



See also our Resource Guide and YouTube channel.

<http://researchguides.library.syr.edu/preservation> (Includes these slides and video)

<http://www.youtube.com/user/SULPreservation>