

June, 2007

# Introduction to Law and Economics

Robert Cooter  
Thomas Ulen



# **LAW & ECONOMICS**



## The Addison-Wesley Series in Economics

- |   |   |  |
|---|---|--|
| <b>Abel/Bernanke/Croushore</b><br><i>Macroeconomics*</i>                              | <b>Holt</b><br><i>Markets, Games, and Strategic Behavior</i>  | <b>Perloff</b><br><i>Microeconomics*</i>   |
| <b>Bade/Parkin</b><br><i>Foundations of Economics*</i>                                | <b>Hubbard</b><br><i>Money, the Financial System, and the Economy</i>                               | <b>Perloff</b><br><i>Microeconomics: Theory and Applications with Calculus</i>                               |
| <b>Bierman/Fernandez</b><br><i>Game Theory with Economic Applications</i>             | <b>Hughes/Cain</b><br><i>American Economic History</i>  | <b>Perman/Common/McGilvray/Ma</b><br><i>Natural Resources and Environmental Economics</i>                    |
| <b>Binger/Hoffman</b><br><i>Microeconomics with Calculus</i>                          | <b>Husted/Melvin</b><br><i>International Economics</i>  | <b>Phelps</b><br><i>Health Economics</i>   |
| <b>Boyer</b><br><i>Principles of Transportation Economics</i>                         | <b>Jehle/Reny</b><br><i>Advanced Microeconomic Theory</i>   | <b>Riddell/Shackelford/Stamos/Schneider</b><br><i>Economics: A Tool for Critically Understanding Society</i> |
| <b>Branson</b><br><i>Macroeconomic Theory and Policy</i>                              | <b>Johnson-Lans</b><br><i>A Health Economics Primer</i>   | <b>Ritter/Silber/Udell</b><br><i>Principles of Money, Banking, and Financial Markets</i>                     |
| <b>Bruce</b><br><i>Public Finance and the American Economy</i>                        | <b>Klein</b><br><i>Mathematical Methods for Economics</i>   | <b>Rohlf</b><br><i>Introduction to Economic Reasoning</i>  |
| <b>Byrns/Stone</b><br><i>Economics</i>  | <b>Krugman/Obstfeld</b><br><i>International Economics*</i>  | <b>Ruffin/Gregory</b><br><i>Principles of Economics</i>  |
| <b>Carlton/Perloff</b><br><i>Modern Industrial Organization</i>                       | <b>Laidler</b><br><i>The Demand for Money</i>   | <b>Sargent</b><br><i>Rational Expectations and Inflation</i>   |
| <b>Caves/Frankel/Jones</b><br><i>World Trade and Payments: An Introduction</i>        | <b>Leeds/von Allmen</b><br><i>The Economics of Sports</i>   | <b>Scherer</b><br><i>Industry Structure, Strategy, and Public Policy</i>                                     |
| <b>Chapman</b><br><i>Environmental Economics: Theory, Application, and Policy</i>     | <b>Leeds/von Allmen/Schiming</b><br><i>Economics*</i>   | <b>Sherman</b><br><i>Market Regulation</i>   |
| <b>Cooter/Ulen</b><br><i>Law and Economics</i>  | <b>Lipsey/Courant/Ragan</b><br><i>Economics*</i>  | <b>Stock/Watson</b><br><i>Introduction to Econometrics</i>   |
| <b>Downs</b><br><i>An Economic Theory of Democracy</i>                                | <b>Melvin</b><br><i>International Money and Finance</i>   | <b>Stock/Watson</b><br><i>Introduction to Econometrics, Brief Edition</i>                                    |
| <b>Ehrenberg/Smith</b><br><i>Modern Labor Economics</i>                               | <b>Miller</b><br><i>Economics Today*</i>  | <b>Studenmund</b><br><i>Using Econometrics</i>   |
| <b>Ekelund/Ressler/Tollison</b><br><i>Economics*</i>                                  | <b>Miller</b><br><i>Understanding Modern Economics</i>  | <b>Tietenberg</b><br><i>Environmental and Natural Resource Economics</i>                                     |
| <b>Fusfeld</b><br><i>The Age of the Economist</i>                                     | <b>Miller/Benjamin</b><br><i>The Economics of Macro Issues</i>                                      | <b>Tietenberg</b><br><i>Environmental Economics and Policy</i>   |
| <b>Gerber</b><br><i>International Economics</i>                                       | <b>Miller/Benjamin/North</b><br><i>The Economics of Public Issues</i>                               | <b>Todaro/Smith</b><br><i>Economic Development</i>   |
| <b>Ghiara</b><br><i>Learning Economics</i>  | <b>Mills/Hamilton</b><br><i>Urban Economics</i>   | <b>Waldman</b><br><i>Microeconomics</i>  |
| <b>Gordon</b><br><i>Macroeconomics</i>  | <b>Mishkin</b><br><i>The Economics of Money, Banking, and Financial Markets*</i>                    | <b>Waldman/Jensen</b><br><i>Industrial Organization: Theory and Practice</i>                                 |
| <b>Gregory</b><br><i>Essentials of Economics</i>                                      | <b>Mishkin</b><br><i>The Economics of Money, Banking, and Financial Markets, Alternate Edition*</i> | <b>Weil</b><br><i>Economic Growth</i>  |
| <b>Gregory/Stuart</b><br><i>Russian and Soviet Economic Performance and Structure</i> | <b>Murray</b><br><i>Econometrics: A Modern Introduction</i>   | <b>Williamson</b><br><i>Macroeconomics</i>   |
| <b>Hartwick/Olewiler</b><br><i>The Economics of Natural Resource Use</i>              | <b>Parkin</b><br><i>Economics*</i>  |  |
| <b>Hoffman/Averett</b><br><i>Women and the Economy: Family, Work, and Pay</i>         |   |  |

\* denotes  titles. Log onto [www.myeconlab.com](http://www.myeconlab.com) to learn more.



# LAW & ECONOMICS

---

FIFTH EDITION

**ROBERT COOTER**

*University of California, Berkeley*

**THOMAS ULEN**

*University of Illinois, Urbana-Champaign*



Boston San Francisco New York  
London Toronto Sydney Tokyo Singapore Madrid  
Mexico City Munich Paris Cape Town Hong Kong Montreal



Publisher: Greg Tobin  
 Editor in Chief: Denise Clinton  
 Sponsoring Editor: Noel Kamm  
 Editorial Assistant: Courtney E. Schinke  
 Managing Editor: Nancy H. Fenton  
 Senior Production Supervisor: Kathryn Dinovo  
 Supplements Coordinator: Heather McNally  
 Senior Media Producer: Bethany Tidd  
 Senior Marketing Manager: Roxanne Hoch  
 Marketing Assistant: Ashlee Clevenger  
 Senior Prepress Supervisor: Caroline Fell  
 Rights and Permissions Advisor: Shannon Barbe  
 Senior Manufacturing Buyer: Carol Melville  
 Cover Designer: Gina Hagen Kolenda  
 Production Coordination, Text Design, Composition, and Illustrations: Pre-Press PMG  
 Cover image: Copyright © 2007 JUPITERIMAGES

Many of the designations used by manufacturers and sellers to distinguish their products are claimed as trademarks. Where those designations appear in this book, and Addison Wesley was aware of a trademark claim, the designations have been printed in initial caps or all caps.

#### **Library of Congress Cataloging-in-Publication Data**

Cooter, Robert.  
 Law & economics / Robert Cooter, Thomas Ulen.— 5th ed.  
 p. cm. — (The Addison-Wesley series in economics)  
 Includes index.  
 ISBN-13: 978-0-321-33634-7  
 1. Law and economics. I. Title: Law and economics. II. Ulen, Thomas. III. Title.  
 K487.E3C665 2008  
 340'.11—dc22

2007021468

Copyright © 2008 Pearson Education, Inc. All rights reserved. No part of this publication may be reproduced, stored in a retrieval system, or transmitted, in any form or by any means, electronic, mechanical, photocopying, recording, or otherwise, without the prior written permission of the publisher. Printed in the United States of America. For information on obtaining permission for use of material in this work, please submit a written request to Pearson Education, Inc., Rights and Contracts Department, 501 Boylston Street, Suite 900, Boston, MA 02116, fax your request to 617-671-3447, or e-mail at <http://www.pearsoned.com/legal/permissions.htm>.

ISBN-13: 978-0-321-33634-7  
 ISBN-10: 0-321-33634-8

1 2 3 4 5 6 7 8 9 10—CRW—11 10 09 08 07



# **CONTENTS**

Preface viii

<b>1.</b>	<b>AN INTRODUCTION TO LAW AND ECONOMICS</b>	<b>1</b>
I.	What Is the Economic Analysis of Law?	3
II.	Some Examples	5
III.	The Primacy of Efficiency Over Distribution in Analyzing Private Law	9
IV.	Why Should Lawyers Study Economics? Why Should Economists Study Law?	11
V.	The Plan of this Book	12
<b>2.</b>	<b>A REVIEW OF MICROECONOMIC THEORY</b>	<b>14</b>
I.	Overview: The Structure of Microeconomic Theory	15
II.	Some Fundamental Concepts: Maximization, Equilibrium, and Efficiency	16
III.	Mathematical Tools	18
IV.	The Theory of Consumer Choice and Demand	21
V.	The Theory of Supply	30
VI.	Market Equilibrium	32
VII.	Game Theory	38
VIII.	The Theory of Asset Pricing	42
IX.	General Equilibrium and Welfare Economics	42
X.	Decision-Making Under Uncertainty: Risk and Insurance	48
XI.	Profits and Growth	54
<b>3.</b>	<b>AN INTRODUCTION TO LAW AND LEGAL INSTITUTIONS</b>	<b>59</b>
I.	The Civil Law and the Common Law Traditions	60
II.	The Institutions of the Federal and the State Court Systems in the United States	63
III.	The Nature of a Legal Dispute	66
IV.	How Legal Rules Evolve	68



<b>4.</b>	<b>AN ECONOMIC THEORY OF PROPERTY</b>	<b>74</b>
I.	The Legal Concept of Property	77
II.	Bargaining Theory	78
III.	The Origins of the Institution of Property: A Thought Experiment	80
IV.	An Economic Theory of Property	85
V.	How Are Property Rights Protected?	99
VI.	What Can Be Privately Owned?—Public and Private Goods	108
VII.	What May Owners Do with Their Property?	110
VIII.	On Distribution	111
	Appendix: The Philosophical Concept of Property	115
<b>5.</b>	<b>TOPICS IN THE ECONOMICS OF PROPERTY LAW</b>	<b>119</b>
I.	What Can Be Privately Owned?	120
II.	How Are Property Rights Established and Verified?	150
III.	What May Owners Do with Their Property?	163
IV.	What Are the Remedies for the Violation of Property Rights?	174
<b>6.</b>	<b>AN ECONOMIC THEORY OF CONTRACT</b>	<b>195</b>
I.	Bargain Theory: An Introduction to Contracts	196
II.	An Economic Theory of Contract	202
<b>7.</b>	<b>TOPICS IN THE ECONOMICS OF CONTRACT LAW</b>	<b>245</b>
I.	Remedies as Incentives	245
II.	Formation Defenses and Performance Excuses	279
	Appendix: Mathematical Appendix	311
<b>8.</b>	<b>AN ECONOMIC THEORY OF TORT LAW</b>	<b>322</b>
I.	Defining Tort Law	324
II.	An Economic Theory of Tort Liability	335
	Appendix: Liability and Symmetry	365



<b>9. TOPICS IN THE ECONOMICS OF TORT LIABILITY</b>	<b>367</b>
I. Extending the Economic Model	367
II. Computing Damages	389
III. An Empirical Assessment of the U.S. Tort Liability System	398
<b>10. AN ECONOMIC THEORY OF THE LEGAL PROCESS</b>	<b>414</b>
I. The Goal of the Legal Process	416
II. Why Sue?	418
III. Exchange of Information	434
IV. Settlement Bargaining	442
V. Trial	450
VI. Appeals	466
VII. An Empirical Assessment of the Legal Process	474
<b>11. AN ECONOMIC THEORY OF CRIME AND PUNISHMENT</b>	<b>485</b>
I. The Traditional Theory of Criminal Law	486
II. An Economic Theory of Crime and Punishment	491
<b>12. TOPICS IN THE ECONOMICS OF CRIME AND PUNISHMENT</b>	<b>519</b>
I. Crime in the United States	519
II. Does Punishment Deter Crime?	525
III. Efficient Punishment	534
IV. The Death Penalty	542
V. The Economics of Addictive Drugs and Crime	552
VI. The Economics of Handgun Control	556
VII. Explaining the Decline in Crime in the United States	561
Case Index	568
Name Index	569
Subject Index	572



## **PREFACE**

**L**ike the universe in its infancy, law and economics had much force and little form when we began developing this book more than 20 years ago. In the intervening years, legal theory has assimilated many economic concepts, such as incentive effects, opportunity costs, risk aversion, transaction costs, free-riding, the prisoner's dilemma, asymmetric information, open-access resource, median rule, regulatory capture, rent-seeking, credible commitment, adverse selection, and so forth. More recently, economists have realized that effective property and contract rights are fundamental to economic growth and development. This realization has opened economics to legal concepts, such as litigation costs, property rules, liability rules, default rules, strict liability, independent judges, third-party enforcers, corruption, judgment-proof injurers, reliance damages, priority in bankruptcy, insider-trading, norms, internalized values, and non-monetary sanctions.

These two developments—the greater use of economics to examine the law and the economy—have brought the two fields of law and economics closer together. We expect further convergence in three ways. First, we expect continued refinement of the analysis of private law (the fruits of which appear in each new edition of this book) and continued expansion of the economic analysis of public law in areas such as corporations, bankruptcy, legislation and voting, international public law, and constitutional law. Second, as knowledge of quantitative methods diffuses, we foresee increasing use and sophistication of empirical methods in legal scholarship. We cite some new empirical literature in this edition and on our website. The third development is the burgeoning literature on how actual human behavior sometimes differs from the predictions of rational choice theory. We began to cite some of that important literature in the previous edition of this book; here, we cite even more.

A senior scholar is someone who remembers what his students read about. Now that we are senior scholars, we like to think that our book has matured with



the field that is its subject. We aim for each successive edition of our book to deepen with the law-and-economics movement. This edition, which is the fifth, contains many improvements and changes over the previous edition, while preserving the same structure in the chapters.

We hope that you enjoy reading this book as much as we enjoyed writing it.

## **NEW TO THIS EDITION**

The Fifth Edition has been carefully revised and updated to reflect the latest developments in law and economics. Major changes to the text are as follows:

- Tables and graphs have been updated.
- New boxes and suggested readings have been added throughout the text.
- Previous Web Notes have been updated, and there are new Web Notes for students to link to the companion website.
- Chapter 5 includes new material on intellectual property, which includes a discussion on patents and copyrights with new examples and footnotes.
- Chapter 6 contains added information on liability and customs in trade.
- New sections entitled “Unverifiable Acts and Anti-insurance,” “Time,” and “Indefinite or Vague Promises” have been added to Chapter 7.
- Chapter 9 now includes new information on lapses that includes a new figure and examples, as well as new text regarding vicarious liability, incomprehensible harms, punitive damages, and new sections on mass torts and medical malpractice.
- Chapter 10 contains an extensive new section on the empirical assessment of the legal process, as well as new information on decision trees with brand-new figures.
- Chapter 12 has been revamped, adding new examples, updated statistics, and a new section about the decline in crime in the U.S. that includes two new tables.

## **ONLINE RESOURCES**

Our website, [www.aw-bc.com/cooter\\_ulen](http://www.aw-bc.com/cooter_ulen), is an integral part of the book and presents a wealth of supplementary materials to help in teaching and learning law and economics. All-new “Web Notes,” featured throughout the text, indicate the points at which there is additional, relevant material on the website. We continue to post edited versions of many cases with discussion questions that illustrate or extend the text material. We also include copies of some of our examinations and problem sets, as well as links to other important law-and-economics resources.

We hope that the website will make the experience of learning law and economics easier, more thorough, and more enjoyable.

An updated *Instructor's Manual*, reflective of changes to the new edition, will be available for instructors' reference. “Suggested Answers” for the chapter questions are now posted to the Instructor's Resource Center at [www.aw-bc.com/irc](http://www.aw-bc.com/irc).



## ACKNOWLEDGMENTS

We continue to be extremely grateful to our colleagues at Boalt Hall of the University of California, Berkeley, and at the University of Illinois College of Law for the superb scholarly environments in which we work. Our colleagues there have given us hours of their time to help clarify issues. And in one of the great, on-going miracles of the academic enterprise, we continue to learn much from the students whom we have the pleasure to teach at Berkeley and Illinois.

We should also thank the many colleagues and students at other North American universities who have used our book in their classes and sent us many helpful suggestions about how to improve the book.

Because law and economics is becoming increasingly popular in other parts of the world, each of us has had the great pleasure of interacting with law professors and law students all over the world. We are grateful for their interest in this work and their enthusiasm for the shared scholarly enterprise in which we are engaged.

We'd like to thank the following reviewers for their thoughtful commentary on the fourth edition: Roger D. Blair, Steve Calandrillo, Seth Chandler, Jon Harford, W. Bentley MacLeod, David B. Mustard, John Pfaff, and Earl Thompson.

We would also like to thank those who have provided research assistance for this fifth edition: Danieli Arbex, Amber Evans, Adam Greenfield, Theodore Ulen, Timothy Ulen, and Ariel Yehezkel. And, also, for their long-time support and help, Jan Crouter, Lee Ann Fennell, John Lopatka, Richard McAdams, Tom Nonnenmacher, Noel Netusil, Dan Vander Ploeg, and David Wishart.

Finally, we owe particular thanks to our assistants, Ida Ng at Boalt Hall and Sally Cook at the University of Illinois College of Law. They do many big things to help us get our work done, as well as many little things without which much of our work would be impossible to do. Thanks so much.

ROBERT D. COOTER  
Berkeley, CA

THOMAS S. ULEN  
Champaign, IL

May, 2007



## Chapter 1

# AN INTRODUCTION TO LAW AND ECONOMICS

*“For the rational study of the law the black-letter man may be the man of the present, but the man of the future is the man of statistics and the master of economics. . . . We learn that for everything we have to give up something else, and we are taught to set the advantage we gain against the other advantage we lose, and to know what we are doing when we elect.”*

Oliver Wendell Holmes, *The Path of the Law*  
10 HARV. L. REV. 457, 469, 474 (1897)<sup>1</sup>

*“To me the most interesting aspect of the law and economics movement has been its aspiration to place the study of law on a scientific basis, with coherent theory, precise hypotheses deduced from the theory, and empirical tests of the hypotheses. Law is a social institution of enormous antiquity and importance, and I can see no reason why it should not be amenable to scientific study. Economics is the most advanced of the social sciences, and the legal system contains many parallels to and overlaps with the systems that economists have studied successfully.”*

Judge Richard A. Posner, in MICHAEL FAURE &  
ROGER VAN DEN BERGH, EDS.,  
ESSAYS IN LAW AND ECONOMICS (1989)

UNTIL RECENTLY, LAW confined the use of economics to the areas of antitrust law, regulated industries, tax, and the determination of monetary damages. Law needed economics in these areas to answer such questions as “What is the defendant’s share of the market?”, “Will price controls on automobile insurance reduce its availability?”, “Who really bears the burden of the capi-

<sup>1</sup> Our citation style is a variant of the legal citation style most commonly used in the United States. Here is what the citation means: the author of the article from which the quotation was taken is Oliver Wendell Holmes; the title of the article is “The Path of the Law”; and the article may be found in volume 10 of the *Harvard Law Review*, which was published in 1897, beginning on page 457. The quoted material comes from pages 469 and 474 of that article.



## 2 CHAPTER 1 An Introduction to Law and Economics

tal gains tax?”, and “How much future income did the children lose because of their mother’s death?”

This limited interaction changed dramatically beginning in the early 1960s when the economic analysis of law expanded into the more traditional areas of the law, such as property, contracts, torts, criminal law and procedure, and constitutional law.<sup>2</sup> This new use of economics in the law asked such questions as, “Will private ownership of the electromagnetic spectrum encourage its efficient use?”, “What remedy for breach of contract will cause efficient formation of and reliance on promises?”, “Do businesses take too much or too little precaution when the law holds them strictly liable for injuries to consumers?”, “Will harsher punishments deter violent crime?”, and “Does dividing the legislature into two houses increase or decrease the discretionary power of courts?”

Economics has changed the nature of legal scholarship, the common understanding of legal rules and institutions, and even the practice of law. As proof, consider these indicators of the impact of economics on law. By 1990 at least one economist was on the faculty of each of the top law schools in North America and some in Western Europe. Joint degree programs (a Ph.D. in economics and a J.D. in law) exist at many prominent universities. Law reviews publish many articles using the economic approach, and there are several journals devoted exclusively to the field.<sup>3</sup> Recently, an exhaustive study found that articles using the economic approach are cited in the major American law journals more than articles using any other approach.<sup>4</sup> Most law school courses in America now include at least a brief summary of the economic analysis of law in most substantive area courses. Some schools have a special short course for all first-year students introducing them to law and economics; and many substantive law areas, such as corporation law, are now taught principally from a law-and-economics perspective.<sup>5</sup>

By the late 1990s, there were professional organizations in law and economics in Asia, Europe, Canada, the United States, Latin America, and Australia. The field received the highest level of recognition in 1991 and 1992 when consecutive Nobel Prizes in Economics<sup>6</sup> were awarded to economists who helped to found the economic analysis of law—Ronald Coase and Gary Becker. Summing this up, Professor Bruce Ackerman of the Yale Law School described the economic

<sup>2</sup> The modern field is said to have begun with the publication of two landmark articles—Ronald H. Coase, *The Problem of Social Cost*, 3 J. L. & ECON. 1 (1960) and Guido Calabresi, *Some Thoughts on Risk Distribution and the Law of Torts*, 70 YALE L.J. 499 (1961).

<sup>3</sup> For example, the *Journal of Law and Economics* began in 1958; the *Journal of Legal Studies* in 1972; *Research in Law and Economics*, the *International Review of Law and Economics*, and the *Journal of Law, Economics, and Organization* in the 1980s; and the *Journal of Empirical Legal Studies* in the 2000s.

<sup>4</sup> William M. Landes & Richard A. Posner, *The Influence of Economics on Law: A Quantitative Study*, 36 J. L. & ECON. 385 (1993).

<sup>5</sup> See, e.g., STEPHEN M. BAINBRIDGE, *CORPORATION LAW AND ECONOMICS* (2002).

<sup>6</sup> The full name of the Nobel Prize in Economics is the Bank of Sweden Prize in the Economic Sciences in Memory of Alfred Nobel. The Royal Bank of Sweden created the Prize in 1968 in honor of the 300th birthday of the Bank. See our website, [www.cooter-ulen.com](http://www.cooter-ulen.com), for a full list of those who have won the Nobel Prize and brief descriptions of their work.



approach to law as “the most important development in legal scholarship of the twentieth century.”

The new field’s impact extends beyond the universities to the practice of law and the implementation of public policy. Economics provided the intellectual foundations for the deregulation movement in the 1970s, which resulted in such dramatic changes in America as the dissolution of regulatory bodies that set prices and routes for airlines, trucks, and railroads, and is now helping to examine the previously unthinkable deregulation of electric power generation. Economics also served as the intellectual force behind the revolution in antitrust law in the United States in the 1970s and 1980s and is currently serving a similar function in a similar antitrust revolution that is just beginning in the European Union. In another policy area, a commission created by Congress in 1984 to reform criminal sentencing in the federal courts explicitly used the findings of law and economics to reach some of its results.

Furthermore, several prominent law-and-economics scholars have become federal judges and use economic analysis in their opinions—Associate Justice Stephen Breyer of the U.S. Supreme Court; Chief Judge Richard A. Posner and Judge Frank Easterbrook of the U.S. Court of Appeals for the Seventh Circuit; Judge Guido Calabresi of the U.S. Court of Appeals for the Second Circuit; Judge Douglas Ginsburg, and former Judge Robert Bork of the U.S. Court of Appeals for the D.C. Circuit; and Judge Alex Kozinski of the U.S. Court of Appeals for the Ninth Circuit.

## I. WHAT IS THE ECONOMIC ANALYSIS OF LAW?

Why has the economic analysis of law succeeded so spectacularly, especially in the United States but increasingly also in other countries? Like the rabbit in Australia, economics found a vacant niche in the “intellectual ecology” of the law and rapidly filled it. To explain the niche, consider this classical definition of the law: “A law is an obligation backed by a state sanction.”

Lawmakers often ask, “How will a sanction affect behavior?” For example, if punitive damages are imposed upon the maker of a defective product, what will happen to the safety and price of the product in the future? Or will the amount of crime decrease if third-time offenders are automatically imprisoned? Lawyers answered such questions in 1960 in much the same way as they had 2000 years earlier—by consulting intuition and any available facts.

Economics provided a scientific theory to predict the effects of legal sanctions on behavior. To economists, sanctions look like prices, and presumably, people respond to these sanctions much as they respond to prices. People respond to higher prices by consuming less of the more expensive good, so presumably people respond to heavier legal sanctions by doing less of the sanctioned activity. Economics has mathematically precise theories (price theory and game theory) and empirically sound methods (statistics and econometrics) of analyzing the effects of prices on behavior.

Consider an example. Suppose that a manufacturer knows that his product will sometimes injure consumers. How safe will he make the product? For a profit-maximizing firm, the answer depends upon two costs: first, the actual costs of



## 4 CHAPTER 1 An Introduction to Law and Economics

making the product safer, which depend in turn upon facts about design and manufacture of the product and the costs of issuing warnings to users; and the “implicit price” of injuries to consumers imposed through the manufacturer’s legal liability. Liability is a sanction for injuring others. The producer will need the help of lawyers to estimate this implicit price. After obtaining the needed information, the producer will compare the cost of safety and the implicit price of accidents. To maximize profits, the producer will adjust safety until the actual cost of additional safety equals the implicit price of additional accidents.

Generalizing, we can say that economics provides a behavioral theory to predict how people respond to laws. This theory, which is based on how people respond to incentives, surpasses intuition just as science surpasses common sense. One of the most famous essays in law and economics bears the subtitle, “One View of the Cathedral.”<sup>7</sup> The metaphor depicts economic analysis as one view for looking at a large, ancient, complex, beautiful, mysterious, sacred object. We offer another metaphor. Predictions always guide the law, so behavioral science resembles the mortar between the cathedral’s stones, which are ubiquitous and support every stone. At this stage in the history of social science, economics is the most useful part of behavioral science to law.

In addition to a scientific theory of behavior, economics provides a useful normative standard for evaluating law and policy. Laws are not just arcane, technical arguments; they are instruments for achieving important social goals. In order to know the effects of laws on those goals, judges and other lawmakers must have a method of evaluating laws’ effects on important social values. Economics predicts the effects of policies on efficiency.<sup>8</sup> Efficiency is always relevant to policymaking because it is always better to achieve any given policy at lower cost than at higher cost. Public officials never advocate wasting money.

Instead of efficiency, people in business mostly talk about profits. Lawyers help businesses to maximize their profits. The bodies of law that aim to facilitate profitability include property and contracts, which this book covers, as well as subjects that this book does not cover (principally corporations, securities, and bankruptcy). When a business deal maximizes the profits of the parties to it, no alternative transaction could increase the profits of one party without decreasing the profits of another party. In technical terms, the transaction is “Pareto efficient” for the parties. Profit maximization and Pareto efficiency are closely connected. The principles of efficiency in the chapters on property and contracts directly apply to profitability in business transactions. Lawyers can use these efficiency principles to help businesses make more profitable deals and to help lawmakers make better laws so that business flourishes.

Besides facilitating business transactions, law also constrains business activities. The bodies of law that constrain business include torts and crimes, which this book covers, as well as subjects that this book does not cover (principally regulation

<sup>7</sup> Guido Calabresi & A. Douglas Melamed, *Property Rules, Liability Rules, and Inalienability: One View of the Cathedral*, 85 HARV. L. REV. 1089 (1972).

<sup>8</sup> We discuss the notion of efficiency in Chapter 2.



and taxation). Legal constraints are necessary to assure that transactions are voluntary. Theft needs discouraging just as exchange needs encouraging. Legal constraints are also necessary to protect people affected by transactions who are not parties to them. Thus, the parties to the sale of a car seldom consider the additional congestion or air pollution that it will cause others to suffer. “Social efficiency” of a business transaction concerns everyone affected by it, not just the parties to it. A good legal system keeps the profitability of business and the welfare of people aligned, so that people who pursue profits also benefit the public. In this respect, all actual legal systems have serious deficiencies that the principles in this book can identify and ameliorate.

Practice in large law firms divides into transactions, regulation, and litigation. “Transactions” refer to business deals, and “regulation” refers to legal constraints. Litigation resolves disputes by trials, which cost a lot. Careful transactions and compliance with regulations allow businesses to avoid most disagreements. When the parties cannot avoid disagreements, resolving them efficiently saves money. An efficiency analysis of litigation, which we develop in this book, can help a business to save money in resolving a hostile dispute, much like an efficient contract can increase profits in a friendly transaction.

Besides efficiency and profits, economics predicts the effects of policies on another important value: the distribution of income and wealth. Among the earliest applications of economics to public policy was its use to predict who really bears the burden of alternative taxes. More than other social scientists, economists understand how laws affect the distribution of income and wealth across classes and groups. While economists often recommend changes that increase efficiency, they try to avoid taking sides in disputes about distribution, usually leaving recommendations about distribution to policy-makers or voters.

## II. SOME EXAMPLES

To give you a better idea of what law and economics is about, we turn to some examples based upon classics in the economic analysis of law. First, we try to identify the implicit price created by the legal rule in each example. Second, we predict the consequences of variations in that implicit price. Finally, we evaluate the effects in terms of efficiency and, where possible, distribution.

**Example 1:** A commission has been appointed to consider some reforms of the criminal law. The commission has identified certain white-collar crimes (such as embezzling money from one's employer) that are typically committed after rational computation of the potential gain and the risk of getting caught and punished. Currently, those convicted of committing these crimes are sentenced to a term in prison. After taking extensive testimony, much of it from economists, the commission decides that a monetary fine, rather than incarceration, is the appropriate punishment for these offenses. The commission ranks each offense by seriousness and determines that the fine should increase with the seriousness of the offense, but by how much?



The economists who testified before the commission persuaded the members that certain white-collar crimes occur only if the expected gain to the criminal exceeds the expected cost. The expected cost depends upon two factors: the probability of being caught and convicted and the magnitude of the punishment. We can define the expected cost of crime to the criminal as the product of the probability and the magnitude of the punishment.

Suppose that the probability of punishment decreases by 5 percent and the magnitude of punishment increases by 5 percent. In that case, the expected cost of crime to the criminal roughly remains the same. Because of this, the criminal will presumably respond by committing the same amount of crime. (In Chapter 11 we shall explain the exact conditions for this conclusion to be true.)

So far, we have described the implicit price of a criminal sanction and predicted its effect on behavior. Now we evaluate the effect with respect to economic efficiency. When a decrease in the probability of punishment offsets an increase in the magnitude of punishment, then the expected cost of crime remains roughly the same for criminals. But the costs of crime to the criminal justice system may change. The probability of being caught and convicted depends in large part on the resources devoted to apprehending and prosecuting white-collar criminals—for example, on the number and quality of auditors, tax and bank examiners, police, prosecuting attorneys, and the like. These resources are costly. By contrast, administering fines is relatively cheap.

These facts imply a prescription for holding white-collar crime down to any specified level at least cost to the state: invest little in apprehending and prosecuting offenders, and fine severely those who are apprehended. Indeed, it can be shown that the most serious offense should be punished by the maximum monetary fine that the offender can bear. (Professor Gary Becker derived this result in a famous paper cited by the Nobel Prize Committee in its award to him.) Furthermore, it can be shown that incarcerating any criminal—not just white-collar criminals—is inefficient unless the ability to pay fines has been completely exhausted. Thus, the commission might recommend very high monetary fines in its schedule of punishments for white-collar offenses. We shall discuss these findings in much more detail in Chapters 11 and 12.

**Example 2:** An oil company signs a contract to deliver oil by a certain date from the Middle East to a European manufacturer. Before the oil is delivered, war breaks out in the exporting country, so that the oil company cannot perform the contract as promised. The lack of oil causes the European manufacturer to reduce production and lose profits. The manufacturer brings an action (that is, files a lawsuit) against the oil company for breach of contract and asks the court to award it a sum of money, called “damages,” that is equal to the amount of profits the manufacturer would have realized if the oil had been delivered as promised. The oil company contends that it should be excused from performance or granted more lenient terms for performing because the war that has frustrated its desire to perform the contract was not anticipated by either of the contracting parties. Unfortunately, the contract is silent about the risk of non-performance in the event of war, so that the court cannot simply read the



contract and resolve the dispute on the contract's own terms. In resolving the suit, the court must decide whether to excuse the oil company from performance on the ground that the war made the performance "impossible" or to find the oil company in breach of contract and to require the oil company to compensate the manufacturer for lost profits.<sup>9</sup>

For an economist analyzing this case, the crucial point is that the parties failed to allocate between themselves the risk of a contingency—in this instance, war—that has arisen to frustrate performance of the contract. War is a risk of doing business in the Middle East, a risk that must be borne by one of the parties to the contract. Because the contract is silent about the allocation of this risk, the court must allocate it, and, depending on how the court decides the case, one party or the other will have to bear the costs of that risk.

What are the consequences of different court rulings on how to allocate the loss? If the court excuses the oil company from responsibility for performing the contract, then the manufacturer is going to bear the losses that arise from the non-delivery of oil. On the other hand, if the court holds the oil company responsible for compensating the European manufacturer for the profits lost because of the failure to deliver the oil, then the oil company bears the losses that arise from non-delivery of the oil. Therefore, the way the court decides the case accomplishes an apportionment of losses between the two parties.

It is important to recognize that how the court apportions the loss between the two parties simultaneously accomplishes two things—first, it resolves the dispute between those litigants, and second, it guides future parties who are in similar circumstances about how courts might resolve their dispute. These are frequently referred to as the "dispute resolution" and "rule creation" aspects of what courts do. In doing the latter of these two tasks, the hope is that the law will guide future contractual parties to make explicit provision in their agreement about responsibility for the various things that can go wrong during their relationship. Alternatively, future parties may decide not to make explicit provision in the understanding that courts will do so according to the rule articulated in the prior case.

Although law and economics is helpful in the first of these tasks—in the dispute-resolution function, it particularly shines in discussing the rule-creation aspect of how courts and other lawmakers decide a particular case or controversy. Indeed, this will be a central theme of the material in the remainder of this book: "How will the rule articulated by the lawmaker to resolve this particular dispute affect the behavior of similarly situated parties in the future? And is that behavior desirable?"

Can economics provide a method for the court to decide which apportionment is better both for these particular parties and for similarly situated parties in the future? From the standpoint of economic efficiency, the court should assign the loss from non-delivery so as to make future contractual behavior more efficient. A rule for doing this assigns the losses to the party that could have borne the risk at

---

<sup>9</sup> For a full discussion of the cases on which this example is based, see Richard Posner & Andrew Rosenfield, *Impossibility and Related Doctrines in Contract Law*, 6 J. LEGAL STUD. 88 (1977).



less cost.<sup>10</sup> One way to make risk more bearable is to take precaution against it. The company doing business in the Middle East is probably in a better position than a European manufacturer to assess the risk of war in that region and to take precaution against it. For example, the oil company could have arranged for alternative shipping routes that might not have been blocked by a Middle Eastern war. The oil company also could have arranged to purchase oil elsewhere in the event of war in the Middle East.

Assuming that the oil company is better able to bear the risk of war, economic efficiency requires the court to hold the oil company liable for breach of contract and, therefore, make it responsible for paying for the European manufacturer's lost profits due to non-performance. This conclusion is consistent with the outcome of some actual cases that arose as a consequence of the 1967 war in the Middle East. Notice that these beneficial effects of the court's general rule extend beyond the market for oil to include all contracts where performance might be impossible. We shall consider the principles underlying this example in detail in Chapters 6 and 7.

**Example 3:** *Eddie's Electric Company* emits smoke, which dirties the wash hanging at nearby *Lucille's Laundry*. *Eddie's* can abate the pollution by installing scrubbers on its stacks, and *Lucille's* can reduce the damage by installing filters on its ventilation system. The installation of scrubbers by *Eddie's* or filters by *Lucille's* would completely eliminate pollution or the damage from it. Installing filters is cheaper than installing scrubbers. No one else is affected by this pollution because *Eddie's* and *Lucille's* are near to each other and far from anyone else. *Lucille's* initiates court proceedings to have *Eddie's* declared to be a "nuisance." If the action succeeds, the court will order *Eddie's* to abate its pollution. Otherwise, the court will not intervene in the dispute. What is the appropriate resolution of this dispute?

First, assume that *Eddie's* and *Lucille's* cannot bargain together or cooperate. If *Lucille's* wins the action and the court orders *Eddie's* to abate the pollution, *Eddie's* will have to install scrubbers, thus reducing its profits. However, if *Lucille's* loses the action, then *Lucille's* will have to install filters, thus reducing its profits. (Remember that installing filters is the cheaper of the two ways to eliminate the damage from pollution.) Consequently, it is efficient for *Lucille's* to lose the action.

Now, consider how the analysis changes if *Eddie's* and *Lucille's* can bargain together and cooperate. Their joint profits (the sum of the profits of *Eddie's* and *Lucille's*) will be higher if they choose the cheaper means of eliminating the harm from pollution. When their joint profits are higher, they can divide the gain between them in order to make both of them better off. The cheaper means is also the efficient means. As a result, efficiency is achieved in this example when *Lucille's* and *Eddie's* bargain together and cooperate, regardless of the rule of law. (Ronald Coase derived this result in a famous paper cited by the Nobel Prize

<sup>10</sup>We assume in this example that the entire loss from non-performance must be allocated by the court to one of the parties. Alternatively, the court might divide the loss between the parties.



Committee when he received the award.) We shall elaborate on this famous result in Chapter 4.

### III. THE PRIMACY OF EFFICIENCY OVER DISTRIBUTION IN ANALYZING PRIVATE LAW

We explained that economists are experts on two policy values—efficiency and distribution. The resolution of most legal disputes, such as whether the defendant must pay compensatory damages or whether the defendant must desist from a specific activity, has monetary value. The monetary value at issue is the “stakes” in the dispute. Deciding a legal dispute almost always involves allocating the stakes between the parties. The decision about how much of the stakes each party gets creates incentives for future behavior, not just by the particular parties to this dispute but by all others who are similarly situated. In this book we use these incentive effects to make predictions about the consequences of legal decisions, policies, rules, and institutions. In evaluating these consequences, we will focus on efficiency rather than distribution. Why?

The division of the stakes in a legal dispute may affect classes of similarly situated people. To illustrate, if a plaintiff in a case is a consumer of a particular good, an investor in a particular stock, or the driver of a car, then a decision for the plaintiff may benefit everyone who consumes this good, invests in this stock, or drives a car. Most proponents of income redistribution as a central goal of law have, however, something else in mind. Instead of contemplating distribution to consumers, investors, or drivers, advocates of income and wealth redistribution usually target social groups, such as the poor, women, or minorities. Some people passionately advocate government redistribution of income and wealth by class, gender, or race for the sake of social justice. A possible way to pursue redistribution is through private law—the law of property, contracts, and torts. According to this philosophy, courts should interpret or make private laws to serve social justice by redistributing wealth to deserving groups of people. For example, if consumers are poorer on average than investors, then courts should interpret liability rules to favor consumers and disfavor corporations.

This book rejects the redistributive approach to private law. Pursuing redistributive goals is an exceptional use of private law that special circumstances may justify but that ought not be the usual use of private law. Here is why. Like the rest of the population, economists disagree among themselves about redistributive ends. However, economists generally agree about redistributive *means*. By avoiding waste, efficient redistribution benefits everyone relative to inefficient redistribution. By avoiding waste, efficient redistribution also builds support for redistribution. For example, people are much more likely to donate to a charitable organization that efficiently redistributes wealth than to one that spends most of its revenue on administration.

A piquant example will help you to appreciate the advantages of efficient redistribution. Assume that a desert contains two oases, one of which has ice cream and the other has none. The advocates of social justice who favor redistribution



obtain control over the state and declare that the first oasis should share its ice cream with the second oasis. In response, the first oasis fills a large bowl with ice cream and sends a youth running across the desert carrying the bowl to the second oasis. The hot sun melts some of the ice cream, so the first oasis gives up more ice cream than the second oasis receives. The melted ice cream represents the cost of redistribution. People who disagree vehemently about how much ice cream the first oasis should give to the second oasis may agree that a fast runner should transport it. Also they might agree to choose an honest runner who will not eat the ice cream along the route.

Many economists believe that progressive taxation and social welfare programs—the “tax-and-transfer system,” as it is usually called—can accomplish redistributive goals in modern states more efficiently than can be done through modifying or reshuffling private legal rights. There are several reasons why reshuffling private legal rights resembles giving the ice cream to a slow runner.

First, the income tax precisely targets inequality, whereas redistribution by private legal rights relies on crude averages. To illustrate, assume that courts interpret a law to favor consumers over corporations in order to redistribute wealth from rich to poor.<sup>11</sup> “Consumers” and “investors” imperfectly correspond to “poor” and “rich.” Consumers of Ferrari automobiles, skiing vacations, and the opera tend to be relatively rich. Many small businesses are organized as corporations. Furthermore, the members of unions with good pension plans own significant investments in the stocks of large companies. By taxing income, law distinguishes more precisely between rich and poor than by taking the indirect approach of targeting “consumers” and “investors.”

Second, the distributive effects of reshuffling private rights are hard to predict. To illustrate, the courts cannot be confident that holding a corporation liable to its consumers will reduce the wealth of its stockholders. Perhaps the corporation will pass on its higher costs to consumers in the form of higher prices, in which case the court’s holding will redistribute costs from some consumers to other consumers. The mobility of capital precludes reducing the return to investors in the long run.

Third, the transaction costs of redistribution through private legal rights are typically high. To illustrate, a plaintiff’s attorney working on a contingency fee in the United States routinely charges one-third of the judgment. If the defendant’s attorney collects a similar amount in hourly fees, then attorneys for the two sides will absorb two-thirds of the stakes in dispute. In contrast, the fee paid to an accountant who prepares someone’s income tax return is a small fraction of the person’s tax liability. Private rights of action that prompt trials rather than settlements are especially wasteful.

Besides these three reasons, there is a fourth: redistribution by private law distorts the economy more than progressive taxation does. For example, assume that a law to benefit consumers of tomatoes causes a decline in the return enjoyed by investors in tomato farms. Investors will respond by withdrawing funds from

<sup>11</sup> Courts might *always* find in favor of the individual consumer when he or she sues a corporation regarding liability for harms arising in the use of the corporation’s products.



tomato farms and investing in other businesses. Consequently, the supply of tomatoes will be too small and consumers will pay too high a price for them. In general, relying on broad-based taxes, rather than narrowly focused laws, reduces the distorting effects of redistributive policies.

For these reasons and more, economists who favor redistribution and economists who oppose it can agree that private legal rights are usually the wrong way to pursue distributive justice. Unfortunately, these facts are generally not appreciated by lawyers who have not studied economics.

We have presented several reasons against basing private law on redistributive goals. Specifically, we discussed imprecise targeting, unpredictable consequences, high transaction costs, and large distortions in incentives. For these reasons, the general principles of private law cannot rest on wealth redistribution. In special circumstances, however, private law can redistribute relatively efficiently. To illustrate, consider laws requiring employers to construct buildings that provide access to people in wheelchairs. If properly designed, these laws can precisely target handicapped people in predictable ways. Also private enforcement can be cheap and effective, and the distortion in incentives can be modest. Designing such laws to produce these desirable outcomes for the disabled, however, requires more careful attention to the underlying economics than regulators typically show.

#### WEB NOTE 1.1



Besides efficiency, what other policy values should matter to making law and applying it? In a recent book, *Fairness Versus Welfare* (2002), Louis Kaplow and Steven Shavell of the Harvard Law School say “None.” Others disagree. See Chris Sanchirico, *Deconstructing the New Efficiency Rationale*, 86 CORNELL L. REV. 1005 (2001), and Daniel Farber, *What (If Anything) Can Economics Say About Equity?*, 101 MICH. L. REV. 1791 (2003).

There is a more complete discussion of this literature under Chapter 1 at the website for this book, [www.cooter-ulen.com](http://www.cooter-ulen.com), and links to additional sites of interest.

## IV. WHY SHOULD LAWYERS STUDY ECONOMICS? WHY SHOULD ECONOMISTS STUDY LAW?

The economic analysis of law is an interdisciplinary subject that brings together two great fields of study and facilitates a greater understanding of both. Economics helps us to perceive law in a new way, one that is extremely useful to lawyers and to anyone interested in issues of public policy. You probably are already accustomed to thinking of rules of law as tools for justice. Indeed, many people view the law only in its role as a provider of justice. This book will teach you to view laws as incentives for changing behavior—that is, as implicit prices—and as instruments for policy objectives (efficiency and distribution).



While our main focus will be on what economics can bring to the law, we shall also find that law brings something to economics. Economic analysis often takes for granted such legal institutions as property and contract, which dramatically affect the economy. For example, the absence of secure property and reliable contracts used to paralyze the economies of some nations in Eastern Europe and the third world. Indeed, it is an important part of those countries' plans for economic development that they institute predictable and stable legal regimes. As another illustration, differences in laws cause capital markets to be organized very differently in Japan, Germany, and the United States, and these differences can contribute to differences in those countries' economic performance.

Besides substance, economists can learn techniques from lawyers. Lawyers spend much of their time trying to resolve practical problems, and the techniques of legal analysis have been shaped by this devotion to practice. The outcome of a case often turns upon both a careful articulation of the facts in the dispute (an admirable skill in itself) and on the labels used to describe those facts; law students learn sensitivity to verbal distinctions. These verbal distinctions, which sometimes strike non-lawyers as sophistry, are based on subtle but important facts that economists have ignored. To illustrate, economists frequently extol the virtues of voluntary exchange, but economics does not have a detailed account of what it means for exchange to be voluntary. As we shall see, contract law has a complex, well-articulated theory of volition. If economists will listen to what the law has to teach them, they will find their models being drawn closer to reality.

## V. THE PLAN OF THIS BOOK

The benefits of interdisciplinary study can be had only at a cost: lawyers must learn some economics, and economists must learn something about the law. We ask the reader to incur these costs in the next two chapters. Chapter 2 is a brief review of microeconomic theory. If you are familiar with that theory, then you can read the material quickly as a review or skim the headings for topics that you may not have covered in your study of microeconomic theory. As a check on whether you need to spend some more time in Chapter 2, you might try the problems at the end of the chapter.

Chapter 3 is an introduction to the law and the legal process. This material will be essential reading for those who have had no formal legal training. We try to show in that chapter how the legal system works, how the U.S. legal system is different from those in the rest of the world, and what counts as "law."

Chapter 4 begins the substantive treatment of the law from an economic viewpoint. The chapters on substantive legal issues are arranged in pairs (with the exception of Chapter 10 on the legal process). Chapters 4 and 5 will focus on property law; Chapters 6 and 7, on contract law; Chapters 8 and 9, on tort law; Chapter 10, on the legal dispute resolution process; and Chapters 11 and 12 are on criminal law. The first chapter of the pair begins with a brief summary of the elements of that area of the law, and the remainder of that chapter develops the economic analysis. The second chapter of each pair then extends the core economic



theory to a series of topics. So, Chapter 8 develops an economic theory of tort liability, and Chapter 9 extends the theory and applies it to special problems that arise in connection with automobiles, medical practice, and accidents caused by commercial products. Chapters 4 through 10 deal with areas that are sometimes referred to as “private law,” because the plaintiff and defendant are typically private persons. Chapters 11 and 12 deal with a public law issue—criminal law—in which the state is the prosecutor and statutes are the controlling law.

## SUGGESTED READINGS

At the end of every chapter we shall list some of the most important writings on the subject of that chapter. This list is not exhaustive; the field of law and economics is growing so rapidly that significant additions to the literature occur every month. Please check the website for this book ([www.cooter-ulen.com](http://www.cooter-ulen.com)) for additional resources. *The Legal Periodicals Index* and the *Journal of Economic Literature* contain indexes of all articles published in law reviews and economics journals; both contain headings for “Economics” and “Law and Economics.”

BOUCKAERT, BOUDWIJN, & GERRIT DE GEEST, EDS., *ENCYCLOPEDIA OF LAW AND ECONOMICS* (1999).

DAU-SCHMIDT, KEN, & THOMAS S. ULEN, EDS., *A LAW AND ECONOMICS ANTHOLOGY* (1997).

NEWMAN, PETER, ED., *THE NEW PALGRAVE DICTIONARY OF ECONOMICS AND LAW* (3 vols., 1998).

POLINSKY, A. MITCHELL, *AN INTRODUCTION TO LAW AND ECONOMICS* (2d ed., 1989).

POLINSKY, A. MITCHELL, & STEVEN SHAVELL, EDS., *HANDBOOK OF LAW AND ECONOMICS*, v. 1 (2007).

POSNER, RICHARD A., *The Decline of Law as an Autonomous Discipline, 1962–1987*, 100 HARV. L. REV. 761 (1987).

POSNER, RICHARD A., *ECONOMIC ANALYSIS OF LAW* (7th ed., 2007).

SHAVELL, STEVEN, *FOUNDATIONS OF THE ECONOMIC ANALYSIS OF LAW* (2003).



## Chapter 2

# A REVIEW OF MICROECONOMIC THEORY

*“Practical men, who believe themselves to be quite exempt from any intellectual influences, are usually the slaves of some defunct economist.... It is ideas, not vested interests, which are dangerous for good or evil.”*

JOHN MAYNARD KEYNES, THE GENERAL THEORY OF  
EMPLOYMENT, INTEREST, AND MONEY (1936)

*“In this state of imbecility, I had, for amusement, turned my attention to political economy.”*

THOMAS DEQUINCEY, CONFESSIONS OF  
AN ENGLISH OPIUM EATER (1821)

*“Economics is the science which studies human behavior as a relationship between ends and scarce means which have alternative uses.”*

LIONEL CHARLES ROBBINS, LORD ROBBINS,  
AN ESSAY ON THE NATURE AND SIGNIFICANCE OF  
ECONOMIC SCIENCE (1932)

THE ECONOMIC ANALYSIS of law draws upon the principles of microeconomic theory, which we review in this chapter. For those who have not studied this branch of economics, reading this chapter will prove challenging but useful for understanding the remainder of the book. For those who have already mastered microeconomic theory, reading this chapter is unnecessary. For those readers who are somewhere in between these extremes, we suggest that you begin reading this chapter, skimming what is familiar and studying carefully what is unfamiliar. If you're not sure where you lie on this spectrum of knowledge, turn to the questions at the end of the chapter. If you have difficulty answering them, you will benefit from studying this chapter carefully.



## I. OVERVIEW: THE STRUCTURE OF MICROECONOMIC THEORY

Microeconomics concerns decision-making by individuals and small groups, such as families, clubs, firms, and governmental agencies. As the famous quote from Lord Robbins at the beginning of the chapter says, microeconomics is the study of how scarce resources are allocated among competing ends. Should you buy that digital audio tape player you'd like, or should you buy a dapper suit for your job interview? Should you take a trip with some friends this weekend or study at home? Because you have limited income and time and cannot, therefore, buy or do everything that you might want to buy or do, you have to make choices. Microeconomic theory offers a general theory about how people make such decisions.

We divide our study of microeconomics into five sections. The first is the theory of consumer choice and demand. This theory describes how the typical consumer, constrained by a limited income, chooses among the many goods and services offered for sale.

The second section deals with the choices made by business organizations or firms. We shall develop a model of the firm that helps us to see how the firm decides what goods and services to produce, how much to produce, and at what price to sell its output.

In the third section, we shall consider how consumers and firms interact. By combining the theory of the consumer and the firm, we shall explain how the decisions of consumers and firms are coordinated through movements in market price. Eventually, the decisions of consumers and firms must be made consistent in the sense that somehow the two sides agree about the quantity and price of the good or service that will be produced and consumed. When these consumption and production decisions are consistent in this sense, we say that the market is in equilibrium. We shall see that powerful forces propel markets toward equilibrium, so that attempts to divert the market from its path are frequently ineffectual or harmful.

The fourth section of microeconomic theory describes the supply and demand for inputs into the productive process. These inputs include labor, capital, land, and managerial talent; more generally, inputs are all the things that firms must acquire in order to produce the goods and services that consumers or other firms wish to purchase.

The final section of microeconomics deals with the area known as welfare economics. There we shall discuss the organization of markets and how they achieve efficiency.

These topics constitute the core of our review of microeconomic theory. There are three additional topics that do not fit neatly into the sections noted above, but we think you should know about them in order to understand the economic analysis of legal rules and institutions. These are game theory, the economic theory of decision-making under uncertainty, and growth theory. We shall cover these three topics in the final sections of this chapter.



## II. SOME FUNDAMENTAL CONCEPTS: MAXIMIZATION, EQUILIBRIUM, AND EFFICIENCY

Economists usually assume that each economic actor maximizes something: consumers maximize utility (i.e., happiness or satisfaction), firms maximize profits, politicians maximize votes, bureaucracies maximize revenues, charities maximize social welfare, and so forth. Economists often say that models assuming maximizing behavior work because most people are rational, and rationality requires maximization. One conception of rationality holds that a rational actor can rank alternatives according to the extent that they give her what she wants. In practice, the alternatives available to the actor are constrained. For example, a rational consumer can rank alternative bundles of consumer goods, and the consumer's budget constrains her choice among them. A rational consumer should choose the best alternative that the constraints allow. Another common way of understanding this conception of rational behavior is to recognize that consumers choose alternatives that are well-suited to achieving their ends.

### WEB NOTE 2.1



The theory of rational choice (or the rational actor model) is one of the great glories of modern social science. However, there is an increasing amount of criticism of some of the assumptions of rational choice theory. Indeed, the psychologist Daniel Kahneman won the Nobel Prize in Economics in October, 2002, for his work showing that consumers sometimes violate the assumptions of rational choice theory. For more on these criticisms of rational choice theory, see [www.cooter-ulen.com](http://www.cooter-ulen.com) under Chapter 2.

Choosing the best alternative that the constraints allow can be described mathematically as *maximizing*. To see why, consider that the real numbers can be ranked from small to large, just as the rational consumer ranks alternatives according to the extent that they give her what she wants. Consequently, better alternatives can be associated with larger numbers. Economists call this association a “utility function,” about which we shall say more in the following sections. Furthermore, the constraint on choice can usually be expressed mathematically as a “feasibility constraint.” Choosing the best alternative that the constraints allow corresponds to maximizing the utility function subject to the feasibility constraint. So, the consumer who goes shopping is said to maximize utility subject to her budget constraint.

Turning to the second fundamental concept, there is no habit of thought so deeply ingrained among economists as the urge to characterize each social phenomenon as an *equilibrium* in the interaction of maximizing actors. An equilibrium is a pattern of interaction that persists unless disturbed by outside forces. Economists usually assume that interactions tend toward an equilibrium, regardless of



II. Some Fundamental Concepts: Maximization, Equilibrium, and Efficiency **17**

whether they occur in markets, elections, clubs, games, teams, corporations, or marriages.

There is a vital connection between maximization and equilibrium in microeconomic theory. We characterize the behavior of every individual or group as maximizing something. Maximizing behavior tends to push these individuals and groups toward a point of rest, an equilibrium. They certainly do not intend for an equilibrium to result; instead, they simply try to maximize whatever it is that interests them. Nonetheless, the interaction of maximizing agents usually results in an equilibrium.

A *stable* equilibrium is one that will not change unless outside forces intervene. To illustrate, the snowpack in a mountain valley is in stable equilibrium, whereas the snowpack on the mountain's peak may be in unstable equilibrium. An interaction headed toward a stable equilibrium actually reaches this destination unless outside forces divert it. In social life, outside forces often intervene before an interaction reaches equilibrium. Nevertheless, equilibrium analysis makes sense. Advanced microeconomic theories of growth, cycles, and disequilibria exist, but we shall not need them in this book. The comparison of equilibria, called comparative statics, will be our basic approach.

Turning to the third fundamental concept, economists have several distinct definitions of *efficiency*. A production process is said to be productively efficient if either of two conditions holds:

1. it is not possible to produce the same amount of output using a lower-cost combination of inputs, or
2. it is not possible to produce more output using the same combination of inputs.

Consider a firm that uses labor and machinery to produce a consumer good called a "widget." Suppose that the firm currently produces 100 widgets per week using 10 workers and 15 machines. The firm is productively efficient if

1. it is not possible to produce 100 widgets per week by using 10 workers and fewer than 15 machines, or by using 15 machines and fewer than 10 workers, or
2. it is not possible to produce more than 100 widgets per week from the combination of 10 workers and 15 machines.

The other kind of efficiency, called *Pareto efficiency* after its inventor<sup>1</sup> or sometimes referred to as *allocative efficiency*, concerns the satisfaction of individual preferences. A particular situation is said to be *Pareto* or *allocatively efficient* if it is impossible to change it so as to make at least one person better off (in his own estimation) without making another person worse off (again, in his own estimation). For simplicity's sake, assume that there are only two consumers, Smith and Jones, and two goods, umbrellas and bread. Initially, the goods are distributed between them. Is the allocation Pareto efficient? Yes, if it is impossible to

---

<sup>1</sup> Vilfredo Pareto was an Italian-Swiss political scientist, lawyer, and economist who wrote around 1900.



reallocate the bread and umbrellas so as to make either Smith or Jones better off without making the other person worse off.<sup>2</sup>

These three basic concepts—maximization, equilibrium, and efficiency—are fundamental to explaining economic behavior, especially in decentralized institutions like markets that involve the coordinated interaction of many different people. Nonetheless, some lawyers who are critical of the economic analysis of law are doubtful that these concepts are really useful in explaining important social phenomena. They ask, “Why stress equilibria instead of change? Isn’t it better to base predictions upon the psychology of choice rather than to prescribe rationality?” While these criticisms sometimes have merit, the fact remains that the three basic economic concepts have wide application to law.

### III. MATHEMATICAL TOOLS

You may have been anxious about the amount of mathematics that you will find in this book. There is not much. We use simple algebra and graphs.

#### A. Functions

Economics is rife with functions: production functions, utility functions, cost functions, social welfare functions, and others. A *function* is a relationship between two sets of numbers such that for each number in one set, there corresponds exactly one number in the other set. To illustrate, the columns below correspond to a functional relationship between the numbers in the left-hand column and those in the right-hand column. Thus, the number 4 in the  $x$ -column below corresponds to the number 10 in the  $y$ -column.

In fact, notice that each number in the  $x$ -column corresponds to exactly one number in the  $y$ -column. Thus, we can say that the variable  $y$  is a function of the variable  $x$ , or in the most common form of notation

$$y = f(x)$$

This is read as “ $y$  is a function of  $x$ ” or “ $y$  equals some  $f$  of  $x$ .”

$y$ -column	$x$ -column
2	3
3	0
10	4
10	6
12	9
7	12

Note that the number 4 is not the only number in the  $x$ -column that corresponds to the number 10 in the  $y$ -column; the number 6 also corresponds to the number 10. In this table, for a given value of  $x$ , there corresponds one value of  $y$ ,

<sup>2</sup> There is another efficiency concept—a potential Pareto improvement or Kaldor-Hicks efficiency—that we describe in §IX.C that follows.



but for some values of  $y$ , there corresponds more than one value of  $x$ . A value of  $x$  determines an exact value of  $y$ , whereas a value of  $y$  does not determine an exact value of  $x$ . Thus, in  $y = f(x)$ ,  $y$  is called the *dependent variable*, because it depends on the value of  $x$ , and  $x$  is called the *independent variable*. Because  $y$  depends upon  $x$  in this table,  $y$  is a function of  $x$ , but because  $x$  does not (to our knowledge) depend for its values on  $y$ ,  $x$  is not a function of  $y$ .

Now suppose that there is another dependent variable, named  $z$ , that also depends upon  $x$ . The function relating  $z$  to  $x$  might be named  $g$ :

$$z = g(x).$$

When there are two functions,  $g(x)$  and  $f(x)$ , with different dependent variables,  $z$  and  $y$ , remembering which function goes with which variable can be hard. To avoid this difficulty, the same name is often given to a function and the variable determined by it. Following this strategy, the preceding functions would be renamed as follows:

$$y = f(x) \Rightarrow y = y(x),$$

$$z = g(x) \Rightarrow z = z(x).$$

Sometimes an abstract function will be discussed without ever specifying the exact numbers that belong to it. For example, the reader might be told that  $y$  is a function of  $x$ , and never be told exactly which values of  $y$  correspond to which values of  $x$ . The point then is simply to make the general statement that  $y$  depends upon  $x$  but in an as-yet unspecified way. If exact numbers are given, they may be listed in a table, as we have seen. Another way of showing the relationship between a dependent and an independent variable is to give an exact equation. For example, a function  $z = z(x)$  might be given the exact form

$$z = z(x) = 5 + x/2,$$

which states that the function  $z$  matches values of  $x$  with values of  $z$  equal to five plus one-half of whatever value  $x$  takes. The table below gives the values of  $z$  associated with several different values of  $x$ :

$z$ -column	$x$ -column
6.5	3
12.5	15
8.0	6
6.0	2
9.5	9

A function can relate a dependent variable (there is always just one of them to a function) to more than one independent variable. If we write  $y = h(x, z)$ , we are saying that the function  $h$  matches one value of the dependent variable  $y$  to every pair of values of the independent variables  $x$  and  $z$ . This function might have the specific form

$$y = h(x, z) = -3x + z,$$



according to which  $y$  decreases by 3 units when  $x$  increases by 1 unit, and  $y$  increases by 1 unit when  $z$  increases by 1 unit.

## B. Graphs

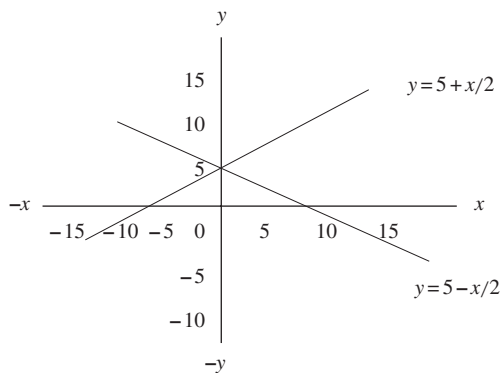
We can improve the intuitive understanding of a functional relationship by visualizing it in a graph. In a graph, values of the independent variable are usually read off the horizontal axis, and values of the dependent variable are usually read off the vertical axis. Each point in the grid of lines corresponds to a pair of values for the variables. For an example, see Figure 2.1. The upward-sloping line on the graph represents all of the pairs of values that satisfy the function  $y = 5 + x/2$ . You can check this by finding a couple of points that ought to be on the line that corresponds to that function. For example, what if  $y = 0$ ? What value should  $x$  have? If  $y = 0$ , then a little arithmetic will reveal that  $x$  should equal  $-10$ . Thus, the pair  $(0, -10)$  is a point on the line defined by the function. What if  $x = 0$ ? What value will  $y$  have? In that case, the second term in the right-hand side of the equation disappears, so that  $y = 5$ . Thus, the pair of values  $(5, 0)$  is a point on the line defined by the function.

The graph of  $y = 5 + x/2$  reveals some things about the relationship between  $y$  and  $x$  that we otherwise might not so easily discover. For example, notice that the line representing the equation slopes upward, or from southwest to northeast. The *positive slope*, as it is called, reveals that the relationship between  $x$  and  $y$  is a *direct* one. Thus, as  $x$  increases, so does  $y$ . And as  $x$  decreases,  $y$  decreases. Put more generally, when the independent and dependent variables move in the same direction, the slope of the graph of their relationship will be positive.

The graph also reveals the strength of this direct relationship by showing whether small changes in  $x$  lead to small or large changes in  $y$ . Notice that if  $x$

FIGURE 2.1

Graphs of the linear relationships  $y = 5 + x/2$  (with a positive slope) and  $y = 5 - x/2$  (with a negative slope).





increases by 2 units,  $y$  increases by 1 unit. Another way of putting this is to say that in order to get a 10-unit increase in  $y$ , there must be a 20-unit increase in  $x$ .<sup>3</sup>

The opposite of a direct relationship is an *inverse* relationship. In that sort of relationship, the dependent and independent variables move in opposite directions. Thus, if  $x$  and  $y$  are inversely related, an *increase* in  $x$  (the independent variable) will lead to a *decrease* in  $y$ . Also, a *decrease* in  $x$  will lead to an *increase* in  $y$ . An example of an inverse relationship between an independent and a dependent variable is  $y = 5 - x/2$ . The graph of this line is also shown in Figure 2.1. Note that the line is downward-sloping, that is, the line runs from northwest to southeast.

**QUESTION 2A:** Suppose that the equation were  $y = 5 + x$ . Show in a graph like the one in Figure 2.1 what the graph of that equation would look like. Is the relationship between  $x$  and  $y$  direct or inverse? Is the slope of the new equation greater or less than the slope shown in Figure 2.1?

Now suppose that the equation were  $y = 5 - x$ . Show in a graph like the one in Figure 2.1 what the graph of that equation would look like. Is the relationship between  $x$  and  $y$  direct or inverse? Is the slope of the new equation positive or negative? Would the slope of the equation  $y = 5 - x/2$  be steeper or shallower than that of the one in  $y = 5 - x$ ?

The graph of  $y = 5 + x/2$  in Figure 2.1 also reveals that the relationship between the variables is *linear*. This means that when we graph the values of the independent and dependent variables, the resulting relationship is a straight line. One of the implications of linearity is that changes in the independent variable cause a constant rate of change in the dependent variable. In terms of Figure 2.1, if we would like to know the effect on  $y$  of doubling the amount of  $x$ , it doesn't matter whether we investigate that effect when  $x$  equals 2 or 3147. The effect on  $y$  of doubling the value of  $x$  is proportionally the same, regardless of the value of  $x$ .

The alternative to a linear relationship is, of course, a nonlinear relationship. In general, nonlinear relationships are trickier to deal with than are linear relationships. They frequently, although not always, are characterized by the independent variable being raised to a power by an exponent. Examples are  $y = x^2$  and  $y = 5/x^2$ . Figure 2.2 shows a graph of  $y = x^2$ . Another common nonlinear relationship in economics is given by the example  $A = xy$ , where  $A$  is a constant. A graph of that function is given in Figure 2.3.

## IV. THE THEORY OF CONSUMER CHOICE AND DEMAND

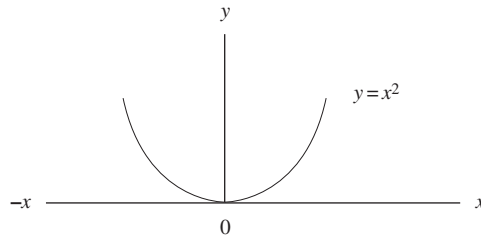
The economist's general theory of how people make choices is referred to as the theory of rational choice. In this section we show how that theory explains the consumer's choice of what goods and services to purchase and in what amounts.

<sup>3</sup> The slope of the equation we have been dealing with in Figure 2.1 is  $\frac{1}{2}$ , which is the coefficient of  $x$  in the equation. In fact, in any linear relationship the coefficient of the independent variable gives the slope of the equation.

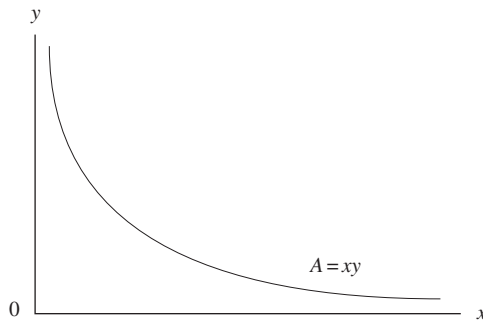


**FIGURE 2.2**

The graph of a nonlinear relationship, given by the equation  $y = x^2$ .

**FIGURE 2.3**

The graph of a nonlinear relationship,  $A = xy$ .



### A. Consumer Preference Orderings

The construction of the economic model of consumer choice begins with an account of the preferences of consumers. Consumers are assumed to know the things they like and dislike and to be able to rank the available alternative combinations of goods and services according to their ability to satisfy the consumer's preferences. This involves no more than ranking the alternatives as better than, worse than, or equally as good as one another. Indeed, some economists believe that the conditions they impose on the ordering or ranking of consumer preferences constitute what an economist means by the term *rational*. What are those conditions? They are that a consumer's preference ordering or ranking be *complete*, *transitive*, and *reflexive*. For an ordering to be *complete* simply means that the consumer be able to tell us how she ranks all the possible combinations of goods and services. Suppose that  $A$  represents a bundle of certain goods and services and  $B$  represents another bundle of the same goods and services but in different amounts. Completeness requires that the consumer be able to tell us that she prefers  $A$  to  $B$ , or that she prefers  $B$  to  $A$ , or that  $A$  and  $B$  are equally good (i.e., that the consumer is indifferent between having  $A$  and having  $B$ ). The consumer is *not* allowed to say, "I can't compare them."



*Reflexivity* is an arcane condition on consumer preferences. It means that any bundle of goods,  $A$ , is at least as good as itself. That condition is so trivially true that it is difficult to give a justification for its inclusion.

*Transitivity* means that the preference ordering obeys the following condition: if bundle  $A$  is preferred to bundle  $B$  and bundle  $B$  is preferred to bundle  $C$ , then it must be the case that  $A$  is preferred to  $C$ . This also applies to indifference: if the consumer is indifferent between  $A$  and  $B$  and between  $B$  and  $C$ , then she is also indifferent between  $A$  and  $C$ . Transitivity precludes the circularity of individual preferences. That is, transitivity means that it is impossible for  $A$  to be preferred to  $B$ ,  $B$  to be preferred to  $C$ , and  $C$  to be preferred to  $A$ . Most of us would probably feel that someone who had circular preferences was extremely young or childish or crazy.

**QUESTION 2B:** Suppose that you have asked James whether he would like a hamburger or a hot dog for lunch, and he said that he wanted a hot dog. Five hours later you ask him what he would like for dinner, a hamburger or a hot dog. James answers, “A hamburger.” Do James’ preferences for hot dogs versus hamburgers obey the conditions above? Why or why not?

It is important to remember that the preferences of the consumer are *subjective*. Different people have different tastes, and these will be reflected in the fact that they may have very different preference orderings over the same goods and services. Economists leave to other disciplines, such as psychology and sociology, the study of the source of these preferences. We take consumer tastes or preferences as given, or, as economists say, as *exogenous*, which means that they are determined outside the economic system.

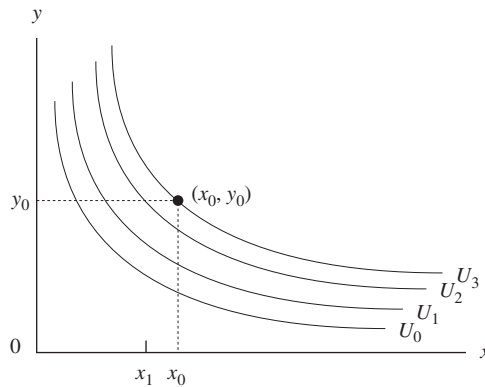
An important consequence of the subjectivity of individual preferences is that economists have no accepted method for comparing the strength of people’s preferences. Suppose that Stan tells us that he prefers bundle  $A$  to bundle  $B$ , and Jill tells us that she feels the same way: she also prefers  $A$  to  $B$ . Is there any way to tell who would prefer having  $A$  more? In the abstract, the answer is, “No, there is not.” All we have from each consumer is the *order* of preference, not the *strength* of those preferences. Indeed, there is no metric by which to measure the strength of preferences, although economists sometimes jokingly refer to the “utils” of satisfaction that a consumer is enjoying. The inability to make *interpersonal comparisons of well-being* has some important implications for the design and implementation of public policy, as we shall see in the section on welfare economics.

## B. Utility Functions and Indifference Curves

Once a consumer describes what his or her preference ordering is, we may derive a *utility function* for that consumer. The utility function identifies higher preferences with larger numbers. Suppose that there are only two commodities or services,  $x$  and  $y$ , available to a given consumer. If we let  $u$  stand for the consumer’s utility, then the function  $u = u(x, y)$  describes the utility that the consumer gets from different combinations of  $x$  and  $y$ .



**FIGURE 2.4**  
The consumer's indifference map.



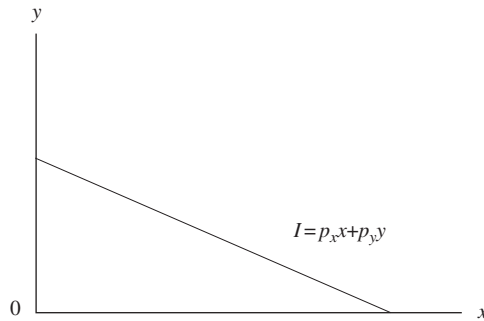
A very helpful way of visualizing the consumer's utility function is by means of a graph called an *indifference map*. An example is shown in Figure 2.4. There we have drawn several *indifference curves*. Each curve represents all the combinations of  $x$  and  $y$  that give the consumer the same amount of utility or well-being. Alternatively, we might say that the consumer's tastes are such that he is indifferent among all the combinations of  $x$  and  $y$  that lie along a given curve—hence the name *indifference curve*. Thus, all those combinations of  $x$  and  $y$  lying along the indifference curve marked  $U_0$  give the consumer the same utility. Those combinations lying on the higher indifference curve marked  $U_1$  give this consumer similar utility, but this level of utility is higher than that of all those combinations of  $x$  and  $y$  lying along indifference curve  $U_0$ .

**QUESTION 2C:** Begin at point  $(x_0, y_0)$ . Now decrease  $x$  from  $x_0$  to  $x_1$ . How much must  $y$  increase to offset the decrease in  $x$  and keep the consumer indifferent?

The problem of consumer choice arises from the collision of the consumer's preferences with obstacles to his or her satisfaction. The obstacles are the constraints that force decision-makers to choose among alternatives. There are many constraints, including time, energy, knowledge, and one's culture, but foremost among these is limited income. We can represent the consumer's income constraint or budget line by the line in Figure 2.5. The area below the line and the line itself represent all the combinations of  $x$  and  $y$  that are affordable, given the consumer's income,  $I$ .<sup>4</sup> Presumably, the consumer intends to spend all of her income on purchases of these two goods and services, so that the combinations upon which we shall focus are those that are on the budget line itself.

<sup>4</sup> The equation for the budget line is  $I = p_x x + p_y y$ , where  $p_x$  is the price per unit of  $x$  and  $p_y$  is the price per unit of  $y$ . As an exercise, you might try to rearrange this equation, with  $y$  as the dependent variable, in order to show that the slope of the line is negative. When you do so, you will find that the coefficient of the  $x$ -term is equal to  $-p_x/p_y$ . Economists refer to this ratio as "relative price."



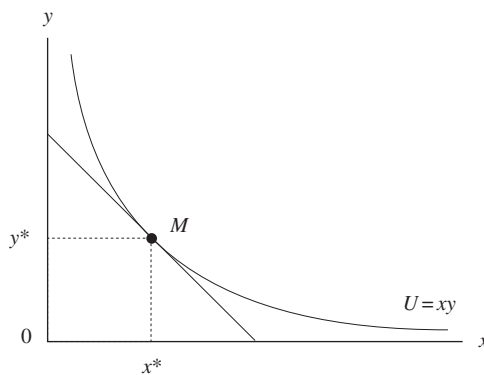
**FIGURE 2.5****The consumer's income constraint or budget line.**

**QUESTION 2D:** In a figure like the one in Figure 2.5 and beginning with a budget line like the one in Figure 2.5, show how you would draw the new income constraint to reflect the following changes:

1. an increase in the consumer's income, prices held constant;
2. a decrease in the consumer's income, prices held constant;
3. a decrease in the price of  $x$ , income and the price of  $y$  held constant;
4. an increase in the price of  $y$ , income and the price of  $x$  held constant.

### C. The Consumer's Optimum

We may now combine the information about the consumer's tastes given by the indifference map and the information about the income constraint given by the budget line in order to show what combination of  $x$  and  $y$  maximizes the consumer's utility, subject to the constraint imposed by her income. See Figure 2.6.

**FIGURE 2.6****The consumer's optimum.**



There the consumer's optimum bundle is shown as point  $M$ , which contains  $x^*$  and  $y^*$ . Of all the feasible combinations of  $x$  and  $y$ , that combination gives this consumer the greatest utility.<sup>5</sup>

#### D. A Generalization: The Economic Optimum as Marginal Cost = Marginal Benefit

Because of the central importance of constrained maximization in microeconomic theory, let us take a moment to examine a more general way of characterizing such a maximum:

*A constrained maximum, or any other economic optimum, can be described as a point where marginal cost equals marginal benefit.*

Let's see how this rule characterizes maximizing decisions.<sup>6</sup> Begin by assuming that the decision-maker chooses some initial level of whatever it is he is interested in maximizing. He then attempts to determine whether that initial level is his maximum; is that level as good as he can do, given his constraints? He can answer the question by making very small, what an economist calls *marginal*, changes away from that initial level. Suppose that the decision-maker proposes to *increase* slightly above his initial level whatever it is he is doing. There will be a cost associated with this small increase called *marginal cost*. But there will also be a benefit of having or doing more of whatever it is that he is attempting to maximize. The benefit of this small increase is called *marginal benefit*. The decision-maker will perceive himself as doing better at this new level, by comparison to his initial level, so long as the *marginal benefit* of the small increase is greater than the *marginal cost* of the change. He will continue to make these small, or marginal, adjustments so long as the marginal benefit exceeds the marginal cost, and he will stop making changes when the marginal cost of the last change made equals (or is greater than) the marginal benefit. That level is the decision-maker's maximum.

**QUESTION 2E:** Suppose that, instead of increasing his level above the initial choice, the decision-maker first tries decreasing the amount of whatever it is he is attempting to maximize. Explain how the comparison of marginal cost and marginal benefit for these decreases is made and leads the decision-maker to the optimum. (Assume that the initial level is greater than what will ultimately prove to be the optimum.)

We can characterize the consumer's income-constrained maximum,  $M$  in Figure 2.6, in terms of the equality of marginal cost and benefit. Small changes in

<sup>5</sup> Because we have assumed that the normal indifference curves are convex to the origin, there is a *unique* bundle of  $x$  and  $y$  that maximizes the consumer's utility. For other shapes of the indifference curves it is possible that there is more than one bundle that maximizes utility.

<sup>6</sup> This rule could describe equally well an economic optimum where the goal of the decision-maker is to *minimize* something. In that case, the optimum would still be the point at which  $MC = MB$ , but the demonstration of the stylized decision-making that got one to that point would be different from that given in the text.



either direction along the budget line,  $I$ , represent a situation in which the consumer spends a dollar less on one good and a dollar more on the other. To illustrate, assume the consumer decides to spend a dollar less on  $y$  and a dollar more on  $x$ . Purchasing a dollar less of  $y$  causes a loss in utility that we may call the marginal cost of the budget reallocation. But the dollar previously spent on  $y$  can now be spent on  $x$ . More units of  $x$  mean greater utility, so that we may call this increase the marginal benefit of the budget reallocation.

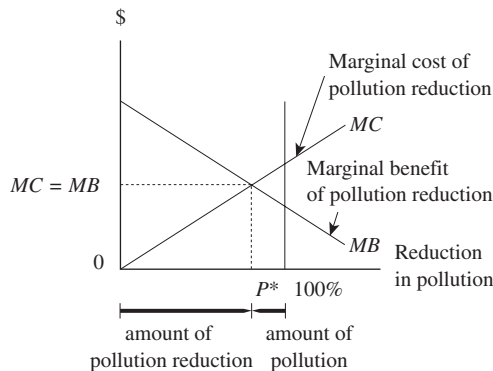
Should the consumer spend a dollar less on good  $y$  and a dollar more on  $x$ ? Only if the marginal cost (the decrease in utility from one dollar less of  $y$ ) is less than the marginal benefit (the increase in utility from having one dollar more of  $x$ ). The rational consumer will continue to reallocate dollars away from the purchase of  $y$  and toward the purchase of  $x$  until the marginal benefit of the last change made equals the marginal cost. This occurs at the point  $M$  in Figure 2.6.

Figure 2.7 applies constrained maximization to reduce the amount of pollution. Along the vertical axis are dollar amounts. Along the horizontal axis are units of pollution reduction. At the origin there is no effort to reduce pollution. At the vertical line labeled “100%,” pollution has been completely eliminated.

The curve labeled  $MB$  shows the marginal benefit to society of reducing pollution. We assume that this has been correctly measured to take into account health, scenic, and all other benefits that accrue to members of society from reducing pollution at various levels. This line starts off high and then declines. This downward slope captures the fact that the very first efforts at pollution reduction confer large benefits on society. The next effort at reducing pollution also confers a social benefit, but not quite as great as the initial efforts. Finally, as we approach the vertical line labeled “100%” and all vestiges of pollution are being eliminated, the benefit to society of achieving those last steps is positive, but not nearly as great as the benefit of the early stages of pollution reduction.

**FIGURE 2.7**

**The socially optimal amount of pollution-reduction effort.**





The curve labeled  $MC$  represents the “social” as opposed to “private” marginal cost of achieving given levels of pollution reduction. The individuals and firms that pollute must incur costs to reduce pollution: they may have to adopt cleaner and safer production processes that are also more expensive; they may have to install monitoring devices that check the levels of pollution they generate; and they may have to defend themselves in court when they are accused of violating the pollution-reduction guidelines. We have drawn the  $MC$  curve to be upward-sloping to indicate that the marginal costs of achieving any given level of pollution-reduction increase. This means that the cost of reducing the very worst pollution may not be very high, but that successive levels of reduction will be ever more expensive.

Given declining marginal benefit and rising marginal cost, the question then arises, “What is the optimal amount of pollution-reduction effort for society?” An examination of Figure 2.7 shows that  $P^*$  is the socially optimal amount of pollution-reduction effort. Any more effort will cost more than it is worth. Any less would cause a reduction in benefits that would be greater than the savings in costs.

Note that, according to this particular graph, it would not be optimal for society to try to eliminate pollution entirely. Here it is socially optimal to tolerate some pollution. Specifically, when pollution reduction equals  $P^*$ , the remaining pollution equals  $100\% - P^*$ , which is the “optimal amount of pollution.” Few goods are free. Much of the wisdom of economics comes from the recognition of this fact and of the derivation of techniques for computing the costs and benefits.

**QUESTION 2F:** Suppose that we were to characterize society’s decision-making with regard to pollution-reduction efforts as an attempt to maximize the *net benefit* of pollution-reduction efforts. Let us define *net benefit* as the difference between marginal benefit and marginal cost. What level of pollution-reduction effort corresponds to this goal?

**QUESTION 2G:** Using a graph like Figure 2.7, show the effect on the determination of the socially optimal amount of pollution-reduction effort of the following:

1. a technological change that lowers the marginal cost of achieving every level of pollution reduction;
2. a discovery that there are greater health risks associated with every given level of pollution than were previously thought to be the case.

If you understand that for economists, *the optimum for nearly all decisions occurs at the point at which marginal benefit equals marginal cost*, then you have gone a long way toward mastering the microeconomic tools necessary to answer most questions that we will raise in this book.

## E. Individual Demand

We may use the model of consumer choice of the previous sections to derive a relationship between the price of a good and the amount of that good in a consumer’s optimum bundle. The *demand curve* represents this relationship.



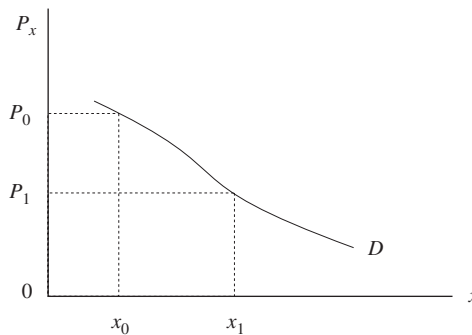
Starting from point  $M$  in Figure 2.6, note that when the price of  $x$  is that given by the budget line, the optimal amount of  $x$  to consume is  $x^*$ . But what amount of  $x$  will this consumer want to purchase so as to maximize utility when the price of  $x$  is lower than that given by the budget line in Figure 2.6? We can answer that question by holding  $P_y$  and  $I$  constant, letting  $P_x$  fall, and writing down the amount of  $x$  in the succeeding optimal bundles. Not surprisingly, the result of this exercise will be that the price of  $x$  and the amount of  $x$  in the optimum bundles are inversely related. That is, when the price of  $x$  goes up,  $P_y$  and  $I$  held constant (or *ceteris paribus*, “all other things equal,” as economists say), the amount of  $x$  that the consumer will purchase goes down, and vice versa. This result is the famous *law of demand*.

We may graph this relationship between  $P_x$  and the quantity of  $x$  demanded to get the individual demand curve,  $D$ , shown in Figure 2.8. The demand curve we have drawn in Figure 2.8 could have had a different slope than that shown; it might have been either flatter or steeper. The steepness of the demand curve is related to an important concept called the *price elasticity of demand*, or simply *elasticity of demand*.<sup>7</sup>

This is an extremely useful concept: it measures how responsive consumer demand is to changes in price. And there are some standard attributes of goods that influence how responsive demand is likely to be. For instance, if two goods are

**FIGURE 2.8**

**An individual's demand curve, showing the inverse relationship between price and quantity demanded.**



<sup>7</sup> The measure is frequently denoted by the letter  $e$ , and the ranges of elasticity are called *inelastic* ( $e < 1$ ), *elastic* ( $e > 1$ ), and *unitary elastic* ( $e = 1$ ). By convention,  $e$ , the price elasticity of demand, is a positive (or absolute) number, even though the calculation we suggested will lead to a negative number. For an inelastically demanded good, the percentage change in price exceeds the percentage change in quantity demanded. Thus, a good that has  $e = 0.5$  is one for which a 50 percent decline in price will cause a 25 percent increase in the quantity demanded, or for which a 15 percent increase in price will cause a 7.5 percent decline in quantity demanded. For an elastically demanded good, the percentage change in price is less than the percentage change in quantity demanded. As a result, a good that has  $e = 1.5$  is one for which a 50 percent decline in price will cause a 75 percent increase in quantity demanded, or for which a 20 percent increase in price will cause a 30 percent decline in quantity demanded.



similar in their use, then an increase in the price of the first good with no change in the price of the second good causes consumers to buy significantly less of the first good. Generalizing, the most important determinant of the price elasticity of demand for a good is the availability of substitutes. The more substitutes for the good, the greater the elasticity of demand; the fewer the substitutes, the lower the elasticity. Substitution is easier for narrowly defined goods and harder for broad categories. If the price of cucumbers goes up, switching to peas or carrots is easy; if the price of vegetables goes up, switching to meat is possible; but if the price of food goes up, eating less is hard to do. So, we expect that demand is more elastic for cucumbers than vegetables and more elastic for vegetables than food. Also, demand is more elastic in the long run than the short run. To illustrate, if electricity prices rise relative to natural gas, consumers will increasingly switch to burning gas as they gradually replace furnaces and appliances. Economists often measure and re-measure the price elasticities of demand for numerous goods and services to predict responses to price changes.

## V. THE THEORY OF SUPPLY

We now turn to a review of the other side of the market: the supply side. The key institution in supplying goods and services for sale to consumers is the business firm. In this section we shall see what goal the firm seeks and how it decides what to supply. In the following section, we merge our models of supply and demand to see how the independent maximizing activities of consumers and firms achieve a market equilibrium.

### A. The Profit-Maximizing Firm

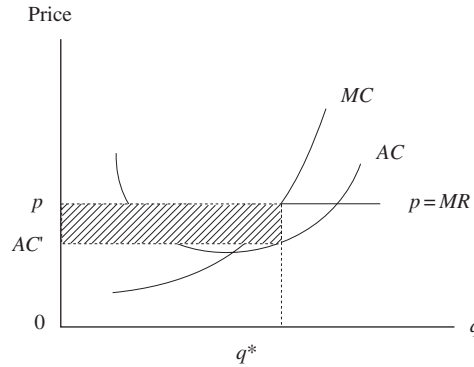
The firm is the institution in which output (products and services) is fabricated from inputs (capital, labor, land, and so on). Just as we assume that consumers rationally maximize utility subject to their income constraint, we assume that firms *maximize profits subject to the constraints imposed on them by consumer demand and the technology of production*.

In microeconomics, *profits* are defined as the difference between *total revenue* and the *total costs* of production. Total revenue for the firm equals the number of units of output sold multiplied by the price of each unit. Total costs equal the costs of each of the inputs times the number of units of input used, summed over all inputs. The profit-maximizing firm produces that amount of output that leads to the greatest positive difference between the firm's revenue and its costs. Microeconomic theory demonstrates that the firm will maximize its profits if it produces that *amount of output whose marginal cost equals its marginal revenue*. (In fact, this is simply an application of the general rule we discussed in §IV.D earlier: to achieve an optimum, equate marginal cost and marginal benefit.)

These considerations suggest that when marginal revenue exceeds marginal cost, the firm should expand production, and that when marginal cost exceeds marginal revenue, it should reduce production. It follows that profits will be maximized for that output for which marginal cost and marginal revenue are equal.



**FIGURE 2.9**  
**The profit-maximizing output for a firm.**



Note the economy of this rule: to maximize profits, the firm need not concern itself with its total costs or total revenues; instead, it can simply experiment on production unit-by-unit in order to discover the output level that maximizes its profits.

In Figure 2.9 the profit-maximizing output of the firm is shown at the point at which the marginal cost curve, labeled  $MC$ , and marginal revenue curve of the firm are equal. The profit-maximizing output level is denoted  $q^*$ . Total profits at this level of production, denoted by the shaded area in the figure, equal the difference between the total revenues of the firm ( $p$  times  $q^*$ ) and the total costs of the firm (the average cost of producing  $q^*$  times  $q^*$ ).

There are several things you should note about the curves in the graph. We have drawn the marginal revenue curve as horizontal and equal to the prevailing price. This implies that the firm can sell as much as it likes at that prevailing price. Doubling its sales will have no effect on the market price of the good or service. This sort of behavior is referred to as *price-taking* behavior. It characterizes industries in which there are so many firms, most of them small, that the actions of no single firm can affect the market price of the good or service. An example might be farming. There are so many suppliers of wheat that the decision of one farmer to double or triple output or cut it in half will have no impact on its market price. (Of course, if all farms decide to double output, there will be a substantial impact on market price.) Such an industry is said to be “perfectly competitive.”

## B. The Short Run and the Long Run

In microeconomics the firm is said to operate in two different time frames: the short run and the long run. These time periods do not correspond to calendar time. Instead they are defined in terms of the firm’s inputs. In the short run at least one input is fixed (all others being variable), and the usual factor of production that is fixed is capital (the firm’s buildings, machines, and other durable inputs). Because capital is fixed in the short run, all the costs associated with



capital are called *fixed costs*. In the short run the firm can, in essence, ignore those costs: they will be incurred regardless of whether the firm produces nothing at all or 10 million units of output. (The only costs that change in the short run are “variable costs,” which rise or fall depending on how much output the firm produces.) The long run is distinguished by the fact that all factors of production become variable. There are no longer any fixed costs. Established firms may expand their productive capacity or leave the industry entirely, and new firms may enter the business.

Another important distinction between the long and the short run has to do with the equilibrium level of profits for each firm. At any point in time there is an average rate of return earned by capital in the economy as a whole. When profits being earned in a particular industry exceed the average profit rate for comparable investments, firms will enter the industry, assuming there are no barriers to entry. As entry occurs, the total industry output increases, and the price of the industry output goes down, causing each firm’s revenue to decrease. Also, the increased competition for the factors of production causes input prices to rise, pushing up each firm’s costs. The combination of these two forces causes each firm’s profits to decline. Entry ceases when profits fall to the average rate.

Economists have a special way of describing these facts. The average return on capital is treated as part of the costs that are subtracted from revenues to get “economic profits.” Thus, when the rate of return on invested capital in this industry equals the average for the economy as a whole, it is said that “economic profits are zero.”<sup>8</sup>

This leads to the conclusion that economic profits are zero in an industry that is in long-run equilibrium. Because this condition can occur only at the minimum point of the firm’s average cost curve, where the average costs of production are as low as they can possibly be, inputs will be most efficiently used in long-run equilibrium. Thus, the condition of zero economic profits, far from being a nightmare, is really a desirable state.

## VI. MARKET EQUILIBRIUM

Having described the behavior of utility-maximizing consumers and profit-maximizing producers, our next task is to bring them together to explain how they interact. We shall first demonstrate how a unique price and quantity are determined by the interaction of supply and demand in a perfectly competitive market and then show what happens to price and quantity when the market structure changes to one of monopoly. We conclude this section with an example of equilibrium analysis of an important public policy issue.

---

<sup>8</sup> When profits in a given industry are less than the average in the economy as a whole, economic profits are said to be negative. When that is the case, firms exit this industry for other industries where the profits are at least equal to the average for the economy. As an exercise, see if you can demonstrate the process by which profits go to zero when negative economic profits in an industry cause exit to take place.



### A. Equilibrium in a Perfectly Competitive Industry

An industry in which there are so many firms that no one of them can influence the market price by its individual decisions and in which there are so many consumers that the individual utility-maximizing decisions of no one consumer can affect the market price is called a *perfectly competitive industry*. For such an industry the aggregate demand for and aggregate supply of output can be represented by the downward-sloping demand curve,  $d = d(p)$ , and the upward-sloping supply curve,  $s = s(p)$ , shown in Figure 2.10. The *market-clearing* or *equilibrium* price and quantity occur at the point of intersection of the aggregate supply and demand curves. At that combination of price and quantity, the decisions of consumers and suppliers are consistent.

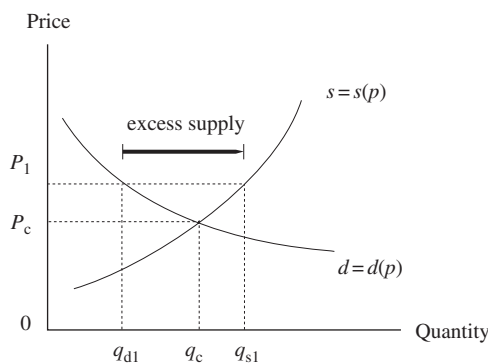
One way to see why the combination  $P_c, q_c$  in Figure 2.10 is an equilibrium is to see what would happen if a different price-quantity combination were obtained. Suppose that the initial market price was  $P_1$ . At that price, producers would maximize their profits by supplying  $q_{s1}$  of output, and utility-maximizing consumers would be prepared to purchase  $q_{d1}$  units of output. These supply and demand decisions are inconsistent: at  $P_1$ , the amount that suppliers would like to sell exceeds the amount that consumers would like to buy. How will the market deal with this excess supply? Clearly, the market price must fall. As the price falls, consumers will demand more and producers will supply less, so the gap between supply and demand will diminish. Eventually the price may reach  $P_c$ . And at that price, as we have seen, the amount that suppliers wish to sell and the amount that consumers wish to purchase are equal.

### B. Equilibrium in a Monopolistic Market

Monopoly is at the other extreme of market structure. In a monopoly there is only one supplier, so that firm and industry are identical. A monopoly can arise and persist only where there are barriers to entry that make it impossible for competing

FIGURE 2.10

Market equilibrium in a perfectly competitive market.







## OPPORTUNITY COST AND COMPARATIVE ADVANTAGE

We have been implicitly using one of the most fundamental concepts in microeconomics: *opportunity cost*. This term refers to the economic cost of an alternative that has been foregone. When you decided to attend a college, graduate school, or law school, you gave up certain other valuable alternatives, such as taking a job, training for the Olympics, or traveling around the world on a tramp steamer. In reckoning the cost of going to college, graduate school, or law school, the true economic cost was that of the next best alternative. This point is true of the decisions of all economic actors: when maximizing utility, the consumer must consider the opportunities given up by choosing one bundle of consumer goods rather than another; when maximizing profits, the firm must consider the opportunities foregone by committing its resources to the production of widgets rather than to something else.

In general, the economic notion of opportunity cost is more expansive than the more common notion of accounting cost. An example will make this point.<sup>9</sup> Suppose that a rich relative gives you a car whose market value is \$15,000. She says that if you sell the car, you may keep the proceeds, but that if you use the car yourself, she'll pay for the gas, oil, maintenance, repairs, and insurance. In short she says, "The use of the car is FREE!" But is it? Suppose that the \$15,000 for which the car could be sold would earn 12% interest per year in a savings account, giving \$1800 per year in interest income. If you use the car for 1 year, its resale value will fall to \$11,000—a cost to you of \$4000. Therefore, the opportunity cost to you of using the car for 1 year is \$4000 plus the foregone interest of \$1800—a total of \$5800. This is far from being free. The accounting cost of using the car is zero, but the opportunity cost is positive.

*Comparative advantage* is another useful economic concept related to the notion of opportunity cost. The law of comparative advantage asserts that people should engage in those pursuits where their opportunity costs are lower than others. For example, someone who is 7 feet tall has a comparative advantage in pursuing a career in professional basketball. But what about someone whose skills are such that she can do many things well? Suppose, for example, that a skilled attorney is also an extremely skilled typist. Should she do her own typing or hire someone else to do it while she specializes in the practice of law? The notion of comparative advantage argues for specialization: the attorney can make so much more money by specializing in the practice of law than by trying to do both jobs that she could easily afford to hire someone else who is less efficient at typing to do her typing for her.

firms to appear. In general, such barriers can arise from two sources: first, from statutory and other legal restrictions on entry; and second, from technological conditions of production known as *economies of scale*. An example of a statutory restriction on entry was the Civil Aeronautics Board's refusal from the 1930s until the mid-1970s to permit entry of new airlines into the market for passenger traffic on such major routes as Los Angeles–New York and Chicago–Miami.

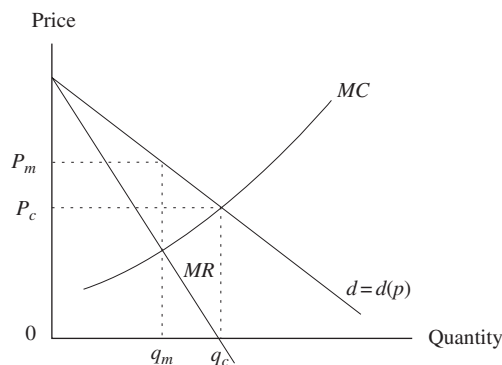
<sup>9</sup> The example is taken from ROY RUFFIN & PAUL GREGORY, *PRINCIPLES OF MICROECONOMICS* 156 (2d ed. 1986).



The second barrier to entry is technological. *Economies of scale* are a condition of production in which the greater the level of output, the lower the average cost of production. Where such conditions exist, one firm can produce any level of output at less cost than multiple firms. A monopolist that owes its existence to economies of scale is sometimes called a *natural monopoly*. Public utilities, such as local water, telecommunications, cable, and power companies, are often natural monopolies. The technological advantages of a natural monopoly would be partially lost if the single firm is allowed to restrict its output and to charge a monopoly price. For that reason, natural monopolies are typically regulated by the government.

The monopolist, like the competitive firm, maximizes profit by producing that output for which marginal cost equals marginal revenue. Marginal cost of the monopolist, as for the competitive firm, is the cost of producing one more unit of output. This cost curve is represented in Figure 2.11 by the curve labeled  $MC$ . But marginal revenue for the monopolist is different from what it was for the competitive firm. Recall that marginal revenue describes the change in a firm's total revenues for a small, or marginal, change in the number of units of output sold. For the competitive firm marginal revenue is equal to the price of output. Because the competitive firm can sell as much as it likes at the prevailing price, each additional unit of output sold adds exactly the sale price to the firm's total revenues. But for the monopolist, marginal revenue declines as the number of units sold increases. This is indicated in Figure 2.11 by the downward-sloping curve labeled  $MR$ . Notice that the  $MR$  curve lies below the demand curve. This indicates that the marginal revenue from any unit sold by a monopolist is always less than the price.  $MR$  is positive but declining for units of output between 0 and  $q_c$ ; thus, the sale of each of those units increases the firm's total revenues but at a decreasing rate. The unit  $q_c$  actually adds nothing to the firm's total revenues ( $MR = 0$ ), and for each unit of output beyond  $q_c$ ,  $MR$  is less than zero, which means that each of those units actually reduces the monopolist's total revenues.

**FIGURE 2.11**  
Profit-maximizing output and price for a monopolist.





The reason for this complex relationship between marginal revenue and units sold by the monopolist is the downward-sloping demand curve. The downward-sloping demand curve implies that the monopolist must lower the price to sell more units; but in order to sell an additional unit of output he or she must lower the price not just on the last or marginal unit but on all the units sold.<sup>10</sup> From this fact it can be shown, using calculus, that the addition to total revenues from an additional unit of output sold will always be less than the price charged for that unit. Thus, because MR is always less than the price for all units of output and because price declines along the demand curve, the MR curve must also be downward sloping and lie below the demand curve.

The monopolist maximizes his profit by choosing that output level for which marginal revenue and marginal cost are equal. This output level,  $q_m$ , is shown in Figure 2.11. The demand curve indicates that consumers are willing to pay  $P_m$  for that amount of output. Notice that if this industry were competitive instead of monopolized, the profit-maximizing actions of the firms would have resulted in an equilibrium price and quantity at the intersection of the aggregate supply curve,  $S$ , and the industry demand curve,  $D$ . The competitive price,  $P_c$ , is lower than the monopolistic price, and the quantity of output produced and consumed under competition,  $q_c$ , is greater than under monopoly.

Economists distinguish additional market structures that are intermediate between the extremes of perfect competition and monopoly. The most important among these are *oligopoly* and *imperfect competition*. An oligopolistic market is one containing a few firms that recognize that their individual profit-maximizing decisions are interdependent. That means that what is optimal for firm  $A$  depends not only on its marginal costs and the demand for its output but also on what firms  $B$ ,  $C$ , and  $D$  have decided to produce and the prices they are charging. The economic analysis of this interdependence requires a knowledge of game theory, which we discuss below. An imperfectly competitive market is one that shares most of the characteristics of a perfectly competitive market—for example, free entry and exit of firms and the presence of many firms—but has one important monopolistic element: firms produce differentiable output rather than the homogeneous output produced by perfectly competitive firms. Thus, imperfectly competitive firms distinguish their output by brand names, colors, sizes, quality, durability, and so on.

### C. An Example of Equilibrium Analysis

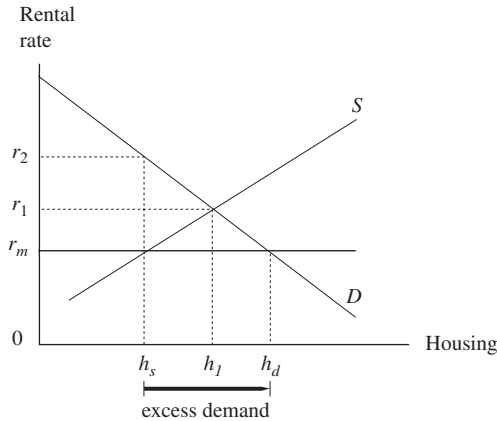
It is useful to have an example applying this theory to a real problem. Let us imagine a market for rental housing like the one shown in Figure 2.12. The demand for rental housing is given by the curve  $D$ , and the supply of rental housing is given by the upward-sloping supply curve  $S$ . Assuming that the rental housing market is competitive, then the independent actions of consumers and of profit-maximizing housing owners will lead to a rental rate of  $r_1$  being charged and of

<sup>10</sup>This assumes that the monopolist cannot price-discriminate (i.e., charge different prices to different consumers for the same product).



FIGURE 2.12

The consequences of a rent-control ordinance that prescribes rents below the market-clearing rental rate.



$h_1$  units of rental housing being supplied and demanded. Note that this is an equilibrium in the sense we discussed above: the decisions of those demanding the product and of those supplying it are consistent at the price  $r_1$ . Unless something causes the demand curve or the supply curve to shift, this price and output combination will remain in force.

But now suppose that the city government feels that  $r_1$  is too high and passes an ordinance that specifies a maximum rental rate for housing of  $r_m$ , considerably below the equilibrium market rate. The hope of the government is that at least the same amount of housing will be consumed by renters but at a lower rental rate. A look at Figure 2.12, however, leads one to doubt that result. At  $r_m$ , consumers demand  $h_d$  units of rental housing, an increase over the quantity demanded at the higher rate,  $r_1$ . But at this lower rate suppliers are only prepared to supply  $h_s$  units of rental housing. Apparently it does not pay them to devote as much of their housing units to renters at that lower rate; perhaps if  $r_m$  is all one can get from renting housing units, suppliers prefer to switch some of their units to other uses, such as occupancy by the owner's family or their sale as condominiums. The result of the rate ceiling imposed by the government is a shortage of, or excess demand for, rental units equal to  $(h_d - h_s)$ .

If the rate ceiling is strictly enforced, the shortage will persist. Some non-price methods of determining who gets the  $h_s$  units of rental housing must be found, such as queuing. Eventually, the shortage may be eased if either the demand curve shifts inward or the supply curve shifts outward. It is also possible that landlords will let their property deteriorate by withholding routine maintenance and repairs, so that the quality of their property falls to such an extent that  $r_m$  provides a competitive rate of return to them.

If, however, the rate ceiling is *not* strictly enforced, then consumers and suppliers will find a way to erase the shortage. For example, renters could offer free



services or secret payments (sometimes called *side payments*) to landlords in order to get the effective rental rate above  $r_m$  and induce the landlord to rent to them rather than to those willing to pay only  $r_m$ . Those services and side payments could amount to  $(r_2 - r_m)$  per housing unit.

## VII. GAME THEORY

The law frequently confronts situations in which there are few decision-makers and in which the optimal action for one person to take depends on what another actor chooses. These situations are like games in that people must decide upon a strategy. A strategy is a plan for acting that responds to the reactions of others. *Game theory* deals with any situation in which strategy is important. Game theory will, consequently, enhance our understanding of some legal rules and institutions. For those who would like to pursue this topic in more detail, there are now several excellent introductory books on game theory.<sup>11</sup>

To characterize a game, we must specify three things:

1. the *players*,
2. the *strategies* of each player, and
3. the *payoffs* to each player for each strategy.

Let's consider a famous example—the prisoner's dilemma. Two people, *Suspect 1* and *Suspect 2*, conspire to commit a crime. They are apprehended by the police outside the place where the crime was committed, taken to the police station, and placed in separate rooms so that they cannot communicate. The authorities question them individually and try to play one suspect against the other. The evidence against them is circumstantial—they were simply in the wrong place at the wrong time. If the prosecutor must go to trial with only this evidence, then the suspects will have to be charged with a minor offense and given a relatively light punishment—say, 1 year in prison. The prosecutor would very much prefer that one or both of the suspects confesses to the more serious crime that they are thought to have committed. Specifically, if either suspect confesses (and thereby implicates the other) and the other does not, the non-confessor will receive 7 years in prison, and as a reward for assisting the state, the confessor will only receive one-half of a year in prison. If both suspects can be induced to confess, each will spend 5 years in jail. What should each suspect do—confess or keep quiet?

The strategies available to the suspects can be shown in a *payoff matrix* like that in Figure 2.13. Each suspect has two strategies: confess or keep quiet. The payoffs to each player from following a given strategy are shown by the entries in the four cells of the box, with the payoff to *Suspect 2* given in the lower left-hand corner

<sup>11</sup> For those who would like to pursue game theory in more detail, there are now several excellent introductory texts: ERIC RASMUSEN, *GAMES AND INFORMATION: AN INTRODUCTION TO GAME THEORY* (3d ed. 2001); DAVID KREPS, *GAME THEORY AND ECONOMIC MODELLING* (1990); and AVINASH DIXIT & BARRY NALEBUFF, *THINKING STRATEGICALLY: THE COMPETITIVE EDGE IN BUSINESS, POLITICS, AND EVERYDAY LIFE* (1991). More advanced treatments may be found in ROGER MYERSON, *GAME THEORY* (1991) and DREW FUDENBERG & JEAN TIROLE, *GAME THEORY* (1991). With special reference to law, see DOUGLAS BAIRD, ROBERT GERTNER, & RANDAL PICKER, *GAME THEORY AND THE LAW* (1995).



**FIGURE 2.13**

The strategic form of a game, also known as a payoff matrix.

		Suspect 1	
		Confess	Keep quiet
Suspect 2	Confess	-5	-7
	Keep quiet	-0.5	-1

of each cell and the payoff to *Suspect 1* given in the upper right-hand corner of the cell.

Here is how to read the entries in the payoff matrix. If *Suspect 1* confesses and *Suspect 2* also confesses, each will receive 5 years in prison. If *Suspect 1* confesses and *Suspect 2* keeps quiet, *Suspect 1* will spend half a year in prison, and *Suspect 2* will spend 7 years in prison. If *Suspect 1* keeps quiet and *Suspect 2* confesses, then *Suspect 2* will spend half a year in prison, and *Suspect 1* will spend 7 years in prison. Finally, if both suspects keep quiet, each will spend 1 year in prison.

There is another way to look at *Suspect 1*'s options. The payoff matrix is sometimes referred to as the *strategic form* of the game. An alternative is the *extensive form*. This puts one player's options in the form of a decision tree, which is shown in Figure 2.14.

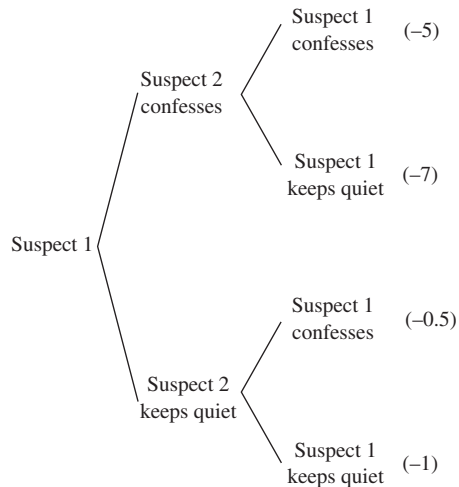
We now wish to explore what the optimal strategy—confess or keep quiet—is for each player, given the options in the payoff matrix and given some choice made by the other player. Let's consider how *Suspect 1* will select her optimal strategy. Remember that the players are being kept in separate rooms and cannot communicate with one another. (Because the game is symmetrical, this is exactly the same way in which *Suspect 2* will select his optimal strategy.)

First, what should *Suspect 1* do if *Suspect 2* confesses? If she keeps quiet when *Suspect 2* confesses, she will spend 7 years in prison. If she confesses when *Suspect 2* confesses, she will spend 5 years. So, if *Suspect 2* confesses, clearly the best thing for *Suspect 1* to do is to confess.

But what if *Suspect 2* adopts the alternative strategy of keeping quiet? What is the best thing for *Suspect 1* to do then? If *Suspect 2* keeps quiet and *Suspect 1* confesses, she will spend only half a year in prison. If she keeps quiet when *Suspect 2* keeps quiet, she will spend 1 year in prison. Again, the best thing for *Suspect 1* to do if the other suspect keeps quiet is to confess.

Thus, *Suspect 1* will always confess. Regardless of what the other player does, confessing will always mean less time in prison for her. In the jargon of game theory this means that confessing is a *dominant strategy*—the optimal move for a player to make is the same, regardless of what the other player does.



**FIGURE 2.14****The extensive form of the prisoner's dilemma.**

Because the other suspect will go through precisely the same calculations, he will also confess. Confessing is the dominant strategy for each player. The result is that the suspects are *both* going to confess, and, therefore, each will spend 5 years in prison.

The solution to this game, that both suspects confess, is an equilibrium: there is no reason for either player to change his or her strategy. There is a famous concept in game theory that characterizes this equilibrium—a *Nash equilibrium*. In such an equilibrium, no individual player can do any better by changing his or her behavior so long as the other players do not change theirs. (Notice that the competitive equilibrium that we discussed in previous sections is an example of a Nash equilibrium when there are many players in the game.)

The notion of a Nash equilibrium is fundamental in game theory, but it has shortcomings. For instance, there are some games that have no Nash equilibrium. There are some games that have several Nash equilibria. And finally, there is not necessarily a correspondence between the Nash equilibrium and Pareto efficiency, the criterion that economists use to evaluate many equilibria. To see why, return to the prisoner's dilemma above. We have seen that it is a Nash equilibrium for both suspects to confess. But you should note that this is *not* a Pareto-efficient solution to the game from the viewpoint of the accused. When both suspects confess, they will each spend 5 years in prison. It is possible for *both* players to be better off. That would happen if they would both keep quiet. Thus, cell 4 (where each receives a year in prison) is a Pareto-efficient outcome. Clearly, that solution is impossible because the suspects cannot make binding commitments not to confess.<sup>12</sup>

<sup>12</sup>Can you think of a workable way in which the suspects might have agreed never to confess before they perpetrated the crime? Put in the language of game theory, can a participant in a game like the prisoner's dilemma make a *credible commitment* not to confess if she and her partner are caught?



We may use the prisoner's dilemma to discuss another important fundamental concept of game theory—*repeated games*. Suppose that the prisoner's dilemma were to be played not just once but a number of times by the same players. Would that change our analysis of the game? If the same players play the same game according to the same rules repeatedly, then it is possible that cooperation can arise and that players have an incentive to establish a reputation—in this case, for trustworthiness.

An important thing to know about a repeated game is whether the game will be repeated a *fixed* number of times or an *indefinite* number. To see the difference, suppose that the prisoner's dilemma above is to be repeated exactly ten times. Each player's optimal strategy must now be considered across games, not just for one game at a time. Imagine *Suspect 2* thinking through, before the first game is played, what strategy he ought to follow for each game. He might imagine that he and his partner, if caught after each crime, will learn (or agree) to keep quiet rather than to confess. But then *Suspect 2* thinks forward to the final game, the tenth. Even if the players had learned (or agreed) to keep quiet through Game 9, things will be different in Game 10. Because this is the last time the game is to be played, *Suspect 1* has a strong incentive to confess. If she confesses on the last game and *Suspect 2* sticks to the agreement not to confess, he will spend 7 years in prison to her half year. Knowing that she has this incentive to cheat on an agreement not to confess in the last game, the best strategy for *Suspect 2* is also to confess in the final game. But now Game 9 becomes, in a sense, the final game. And in deciding on the optimal strategy for that game, exactly the same logic applies as it did for Game 10—both players will confess in Game 9, too. *Suspect 1* can work all this out, too, and she will realize that the best thing to do is to confess in Game 8, and so on. In the terminology of game theory, the game *unravels* so that confession takes place by each player every time the game is played, *if it is to be played a fixed number of times*.

Things may be different if the game is to be repeated an indefinite number of times. In those circumstances there may be an inducement to cooperation. Robert Axelrod has shown that in a game like the prisoner's dilemma repeated an indefinite number of times, the optimal strategy is *tit-for-tat*—if the other player cooperated on the last play, you cooperate on this play; if she didn't cooperate on the last play, you don't on this play.<sup>13</sup>

These considerations of a fixed versus an indefinite number of plays of a game may seem removed from the concerns of the law, but they really are not. Consider, for example, the relations between a creditor and a debtor. When the debtor's affairs are going well, the credit relations between the creditor and the debtor may be analogized to a game played an indefinite number of times. But if the debtor is likely to become insolvent soon, the relations between debtor and creditor become much more like a game to be played a fixed (and, perhaps, few) number of times. As a result, trust and cooperation between the parties may break down, with the debtor trying to hide his assets and the creditor trying to grab them for resale to recoup his losses.

<sup>13</sup> See ROBERT AXELROD, *THE EVOLUTION OF COOPERATION* (1984).



We shall see that these concepts from game theory will play an important role in our understanding of legal rules and institutions.

## VIII. THE THEORY OF ASSET PRICING

The area of microeconomic theory that deals with capital and labor markets is beyond the scope of the material in this book. There is, however, one tool from this area that we shall use: the theory of asset pricing.

Assets are resources that generate a stream of income. For instance, an apartment building can generate a stream of rental payments; a patent can generate a stream of royalty payments; an annuity can generate a fixed amount of income per year. There is a technique for converting these various streams of future income (or future expenses or, still more generally, net receipts) into a lump sum today. The general question that is being asked is, "How much would you be prepared today to pay for an asset that generated a given future flow of net receipts in the future?"

We can answer that question by computing what is called the *present discounted value* of the future flow of net receipts. Suppose that ownership of a particular asset will generate  $F_1$  in net receipts at the end of the first year;  $F_2$  in net receipts at the end of the second year;  $F_3$  in net receipts at the end of the third year; and  $F_n$  at the end of the  $n$ th year. The present discounted value of that asset, supposing that the prevailing rate of interest is  $r$ , is equal to:

$$PDV = \frac{F_1}{(1+r)} + \frac{F_2}{(1+r)^2} + \frac{F_3}{(1+r)^3} + \cdots + \frac{F_n}{(1+r)^n}.$$

This result has many applications to law. For instance, suppose that a court is seeking to compensate someone whose property was destroyed. One method of valuing the loss is to compute the present discounted value of the future flow of net receipts to which the owner was entitled.

## IX. GENERAL EQUILIBRIUM AND WELFARE ECONOMICS

The microeconomic theory we have been reviewing to this point has focused on the fundamental concepts of maximization, equilibrium, and efficiency in describing the decisions of consumers and firms. The part of microeconomic theory called *welfare economics* explores how the decisions of many individuals and firms interact to affect the well-being of individuals as a group. Welfare economics is much more philosophical than other topics in microeconomic theory. Here the great policy issues are raised. For example, is there an inherent conflict between efficiency and fairness? To what extent can unregulated markets maximize individual well-being? When and how should the government intervene in the marketplace? Can economics identify a just distribution of goods and services? In this brief introduction, we can only hint at how microeconomic theory approaches these questions. Nonetheless, this material is fundamental to the economic analysis of legal rules.



## A. General Equilibrium and Efficiency Theorems

One of the great accomplishments of modern microeconomics is the specification of the conditions under which the independent decisions of utility-maximizing consumers and profit-maximizing firms will lead to the inevitable, spontaneous establishment of equilibrium in all markets simultaneously. Such a condition is known as *general equilibrium*. General equilibrium will be achieved only when competitive forces have led to the equality of marginal benefit and marginal cost in the market for every single commodity and service. As you can well imagine, this condition is unlikely to be realized in the real world. However, there are two practical reasons for knowing what conditions must hold for general equilibrium to obtain. First, while *all* real-world markets may not obey those conditions, many of them will. Second, the specification of the conditions that lead to general equilibrium provides a benchmark for evaluating various markets and making recommendations for public policy.

Modern microeconomics has demonstrated that general equilibrium has characteristics that economists describe as socially optimal—that is, the general equilibrium is both productively and allocatively efficient.

## B. Market Failure

General equilibrium is, in welfare terms, such a desirable outcome that it would be helpful to know the conditions under which it will hold. Stripped of detail, the essential condition is that all markets are perfectly competitive. We can characterize the things that can go wrong to prevent this essential condition from being attained in a market. In this section we shall describe the four sources of *market failure*, as it is called, and describe the public policies that can, in theory, correct those failures.

**1. Monopoly and Market Power** The first source of market failure is monopoly in its various forms: monopoly in the output market, collusion among otherwise competitive firms or suppliers of inputs, and monopsony (only one buyer) in the input market. If the industry were competitive, marginal benefit and marginal cost would be equal. But as illustrated in Figure 2.11, the monopolist's profit-maximizing output and price combination occurs at a point where the price exceeds the marginal cost of production. The price is too high, and the quantity supplied is too low from the viewpoint of efficiency.

The public policies for correcting the shortcomings of monopoly are to replace monopoly with competition where possible, or to regulate the price charged by the monopolist. The first policy is the rationale for the antitrust laws. But sometimes it is not possible or even desirable to replace a monopoly. Natural monopolies, such as public utilities, are an example; those monopolies are allowed to continue in existence, but government regulates their prices.

**2. Externalities** The second source of market failure is the presence of what economists call *externalities*. Exchange inside a market is voluntary and mutually



beneficial. Typically, the parties to the exchange capture all the benefits and bear all the costs, thus having the best information about the desirability of the exchange. But sometimes the benefits of an exchange may spill over onto other parties than those explicitly engaged in the exchange. Moreover, the costs of the exchange may also spill over onto other parties. The first instance is an example of an *external benefit*; the second, an *external cost*. An example of an external benefit is the pollination that a beekeeper provides to his neighbor who runs an apple orchard. An example of an external cost is air or water pollution.

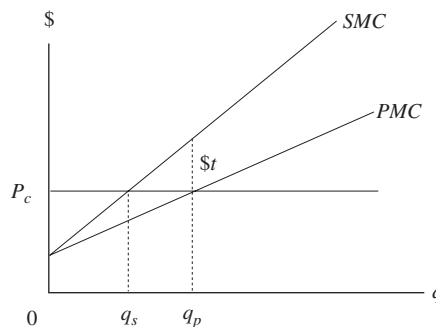
Let's explore the idea of an external cost (frequently called simply an *externality*) to see how it can lead to market failure and what public policies can correct this failing. Suppose that a factory located upstream from a populous city dumps toxic materials into the river as a by-product of its production process. This action by the factory imposes an unbargained-for cost on the townspeople downstream: they must incur some additional costs to clean up the water or to bring in safe water from elsewhere. In what way has the market failed in this example? The reason the market fails in the presence of external costs is that the generator of the externality does not have to pay for harming others, and so exercises too little self-restraint. He or she acts as if the cost of disposing of waste is zero, when, in fact, there are real costs involved, as the people downstream can testify. In a technical sense, the externality generator produces too much output and too much harm because there is a difference between *private* marginal cost and *social* marginal cost.

Private marginal cost, in our example, is the marginal cost of production for the factory. Social marginal cost is the sum of private marginal cost and the additional marginal costs involuntarily imposed on third parties by each unit of production. The difference is shown in Figure 2.15. Social marginal cost is greater than private marginal cost at every level of output. The vertical difference between the two curves equals the amount of the external marginal cost at any level of output. Note that if production is zero, there is no externality, but that as production increases, the amount of external cost per unit of output increases.

The profit-maximizing firm operates along its private marginal cost curve and maximizes profits by choosing that output level for which  $P_c = PMC$ —namely,

**FIGURE 2.15**

**The difference between private and social marginal cost.**





$q_p$ . But from society's point of view, this output is too large. Society's resources will be most efficiently used if the firm chooses its output level by equating  $P_c$  and  $SMC$  at  $q_s$ . At that level the firm has taken into account not only its own costs of production but also any costs it imposes on others involuntarily.

What public policies will induce the externality generator to take external costs into account? That is one of the central questions that this book will seek to answer. The key to achieving the social optimum where there are externalities is to induce private profit-maximizers to restrict their output to the socially optimal, not privately optimal, point. This is done by policies that cause the firm to operate along the social marginal cost curve rather than along the private marginal cost curve. When this is accomplished, the externality is said to have been *internalized* in the sense that the private firm now takes it into consideration.

**QUESTION 2E:** In Figure 2.15, if the firm is producing  $q_s$  output, is there any external cost being generated? If so, why is this output level called a social optimum? Would it not be optimal to have *no* external cost? At what level of output would that occur? Does our earlier discussion that characterized any social optimum as the point at which (social) marginal cost equals (social) marginal benefit provide any guidance? Is the point at which social marginal cost and social marginal benefit are equal consistent with the existence of *some* external cost? Why or why not?

**3. Public Goods** The third source of market failure is the presence of a commodity called a *public good*. A public good is a commodity with two very closely related characteristics:

1. *nonrivalrous consumption*: consumption of a public good by one person does not leave less for any other consumer, and
2. *nonexcludability*: the costs of excluding nonpaying beneficiaries who consume the good are so high that no private profit-maximizing firm is willing to supply the good.

Consider national defense. Suppose, for the purposes of illustration, that national defense were provided by competing private companies. For an annual fee a company would sell protection to its customers against loss from foreign invasion by air, land, or sea. Only those customers who purchase some company's services would be protected against foreign invasion. Perhaps these customers could be identified by special garments, and their property denoted by a large white X painted on the roof of their homes.

Who will purchase the services of these private national defense companies? Some will but many will not. Many of the nonpurchasers will reason that if their neighbor will purchase a protection policy from a private national defense company, then they, too, will be protected: it will prove virtually impossible for the private company to protect the property and person of the neighbor without also providing security to the nearby nonpurchaser. Thus, the consumption of national defense is nonrivalrous: consumption by one person does not leave less for any



other consumer. For that reason, there is a strong inducement for consumers of the privately provided public good to try to be *free riders*: they hope to benefit at no cost to themselves from the payment of others.

The related problem for the private supplier of a public good is the difficulty of excluding nonpaying beneficiaries. The attempt to distinguish those who have from those who have not subscribed to the private defense companies is almost certain to fail; for example, the identifying clothes and property markings can easily be counterfeited.

As a result of the presence of free riders and the high cost of distinguishing nonpaying from paying beneficiaries, it is not likely that the private company will be able to induce many people to purchase defense services. If private profit-maximizing firms are the only providers of national defense, too little of that good will be provided.

How can public policy correct the market failure in the provision of public goods? There are two general correctives. First, the government may undertake to *subsidize* the private provision of the public good, either directly or indirectly through the tax system. An example might be research on basic science. Second, the government may undertake to provide the public good itself and to pay the costs of providing the service through the revenues raised by compulsory taxation. This is, in fact, how national defense is supplied.

#### WEB NOTE 2.2

Another kind of problem that markets have is coordinating people, especially when they act collectively. See our website for a discussion of coordination and collective action applied to legal issues.

**4. Severe Informational Asymmetries** The fourth source of market failure is an imbalance of information between parties to an exchange, one so severe that exchange is impeded.

To illustrate, it is often the case that sellers know more about the quality of goods than do buyers. For example, a person who offers his car for sale knows far more about its quirks than does a potential buyer. Similarly, when a bank presents a depository agreement for the signature of a person opening a checking account, the bank knows far more than the customer about the legal consequences of the agreement.

When sellers know more about a product than do buyers, or vice versa, information is said to be distributed asymmetrically in the market. Under some circumstances, these asymmetries can be corrected by the mechanism of voluntary exchange, for example, by the seller's willingness to provide a warranty to guarantee the quality of a product. But severe asymmetries can disrupt markets so much that a social optimum cannot be achieved by voluntary exchange. When that happens, government intervention in the market can ideally correct for the informational asymmetries and induce more nearly optimal exchange. For example, the purchasers of a home are often at a disadvantage vis-à-vis the current owners in learning of latent defects, such as the presence of termites or a cracked foundation.



As a result, the market for the sale of homes may not function efficiently; purchasers may be paying too much for homes or may inefficiently refrain from purchases because of a fear of latent defects. Many states have responded by requiring sellers to disclose knowledge of any latent defects to prospective purchasers of houses. If the sellers do not make this disclosure, then they may be responsible for correcting those defects.

### WEB NOTE 2.3



One of the most important issues in welfare economics has been the derivation of a social welfare function, which aggregates individual preferences into social preferences. The Arrow Impossibility Theorem, one of the most significant intellectual achievements of modern economics, argues that a social welfare function with minimally desirable properties cannot be constructed. We describe the theorem in more detail at our website.

## C. Potential Pareto Improvements or Kaldor-Hicks Efficiency

Dissatisfied with the Pareto criterion, economists developed the notion of a *potential Pareto improvement* (sometimes called *Kaldor-Hicks efficiency*). This is an attempt to surmount the restriction of the Pareto criterion that only those changes are recommended in which at least one person is made better off and no one is made worse off. That criterion requires that gainers explicitly compensate losers in any change. If there is not explicit payment, losers can veto any change. That is, every change must be by unanimous consent. This has clear disadvantages as a guide to public policy.

By contrast, a potential Pareto improvement allows changes in which there are both gainers and losers but requires that the gainers gain more than the losers lose. If this condition is satisfied, the gainers can, in principle, compensate the losers and still have a surplus left for themselves. For a potential Pareto improvement, compensation does not actually have to be made, but it must be possible in principle. In essence, this is the technique of cost-benefit analysis. In cost-benefit analysis, a project is undertaken when its benefits exceed its costs, which implies that the gainers could compensate the losers. Cost-benefit analysis tries to take into account both the private and social costs and benefits of the action being contemplated. There are both theoretical and empirical problems with this standard, but it is indispensable to applied welfare economics.

Consider how these two criteria—the Pareto criterion and the Kaldor-Hicks criterion—would help us to analyze the efficiency and distributive justice of a manufacturing plant's decision to relocate. Suppose that the plant announces that it is going to move from town *A* to town *B*. There will be gainers—those in town *B* who will be employed by the new plant, the retail merchants and home builders in *B*, the shareholders of the corporation, and so on. But there will also be losers—those in town *A* who are now unemployed, the retail merchants in *A*, the customers of the plant who are now located further away from the plant, and so on. If we were to apply the Pareto criterion to this decision, the gainers would have to pay the losers whatever it would take for them to be indifferent between the plant's



staying in *A* and moving to *B*. If we were to apply the potential Pareto criterion to this decision, the gainers would have to gain more than the losers lose.

**WEB NOTE 2.4**

See our website for much more on cost-benefit analysis as a guide to public policy, including legal change.

## X. DECISION-MAKING UNDER UNCERTAINTY: RISK AND INSURANCE

In nearly all of the economic models we have examined so far, we have implicitly assumed that uncertainty did not cloud the decision. This is clearly a simplifying assumption. It is time to expand our basic economic model by explicitly allowing for the presence of uncertainty.

### A. Expected Monetary Value

Suppose that an entrepreneur is considering two possible projects in which to invest. The first,  $D_1$ , involves the production of an output whose market is familiar and stable. There is no uncertainty about the outcome of project  $D_1$ ; the entrepreneur can be confident of earning a profit of \$200 if he takes  $D_1$ . The second course of action,  $D_2$ , involves a novel product whose reception by the consuming public is uncertain. If consumers like the new product, the entrepreneur can earn profits of \$300. However, if they do not like it, he stands to lose \$30.

How is the entrepreneur supposed to compare these two projects? One possibility is to compare their expected monetary values. An *expected value* is the sum of the probabilities of each possible outcome times the value of each of those outcomes. For example, suppose that there are four possible numerical outcomes, labeled  $O_1$  through  $O_4$ , to a decision. Suppose also that there are four separate probability estimates, labeled  $p_1$  through  $p_4$ , associated with each of the four outcomes. If these are the only possible outcomes, then these probabilities must sum to 1. The expected value (*EV*) of this decision is then:

$$EV = p_1O_1 + p_2O_2 + p_3O_3 + p_4O_4.$$

To return to our example, the entrepreneur can get \$200 by choosing  $D_1$ . What is the expected monetary value of decision  $D_2$ ? There are two possible outcomes, and in order to perform the calculation the entrepreneur needs to know the probabilities. Let  $p$  denote the probability of the new product's succeeding. Thus,  $(1 - p)$  is the probability that it fails. Then, the expected monetary value of  $D_2$  for any probability  $p$  is given by the expression:

$$EMV(D_2) = 300p + (-30)(1 - p).$$

Thus, if the probability of success for the new product equals  $\frac{1}{3}$ , the expected monetary value of the decision to introduce that new product equals \$80.



Where does the decision-maker get information about the probabilities of the various outcomes? Perhaps the seasoned entrepreneur has some intuition about  $p$  or perhaps marketing surveys have provided a scientific basis for assessing  $p$ . Still another possibility might be that he calculates the level of  $p$  that will make the expected monetary value of  $D_2$  equal to that of the certain event,  $D_1$ . A strong reason for doing that would be that, although he might not know for sure what  $p$  is, it would be valuable to know how high  $p$  must be in order for it to give the same expected profits as the safe course of action,  $D_1$ . For example, even if there was no way to know  $p$  for sure, suppose that one could calculate that in order for the uncertain course of action to have a higher expected value than the safe course of action, the probability of success of the new product would have to be 0.95, a near certainty. That would be valuable information.

It is a simple matter to calculate the level of  $p$  that equates the expected monetary value of  $D_1$  and  $D_2$ . That is the  $p$  that solves the following equation:

$$300p - 30(1 - p) = 200,$$

which implies that  $p = .7$ . The implication, of course, is that if the probability of the new product's success is .7 or greater, then  $D_2$  has a higher expected monetary value than does  $D_1$ , and the entrepreneur will choose  $D_2$ .

## B. Maximization of Expected Utility: Attitudes Toward Risk

Do people deal with uncertainty by maximizing expected monetary values? Suppose that the two decisions of the previous section,  $D_1$  and  $D_2$ , have the same expected monetary value. Would you be indifferent between the two courses of action? Probably not.  $D_1$  is a sure thing.  $D_2$  is not. Upon reflection, many would hesitate to take  $D_2$  unless the expected monetary value of  $D_2$  was greater than that of  $D_1$ . The reason for this hesitation may lie in the fact that many of us are reluctant to gamble, and  $D_2$  certainly is a gamble. We are generally much more comfortable with a sure thing like  $D_1$ . Can we formalize our theory of decision-making under uncertainty to take account of this attitude?

The formal explanation for this phenomenon of avoiding gambles was first offered in the 18<sup>th</sup> century by the Swiss mathematician and cleric Daniel Bernoulli. Bernoulli often noticed that people who make decisions under uncertainty do not attempt to maximize expected monetary values. Rather, they maximize expected utility. The introduction of utility allows us to introduce the notion of decision-makers' attitudes toward risk.

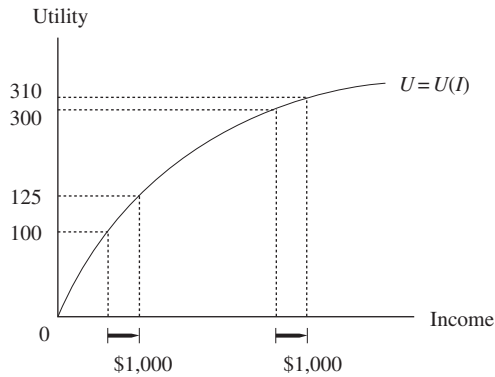
**1. Risk Aversion** Assume that utility is a function of, among other things, money income:

$$U = U(I).$$

Bernoulli suggested that a common relationship between money income and utility was that as income increased, utility also increased, but at a decreasing rate. Such a utility function exhibits diminishing marginal utility of income. For example, if one's income level is \$10,000, an additional \$100 in income will add



**FIGURE 2.16**  
**Risk aversion as diminishing marginal utility of income.**



more to one's total utility than will \$100 added to that same person's income of \$40,000. A utility function like that shown in Figure 2.16 has this property. When this person's income is increased by \$1000 at a low level of income, her utility increases from 100 to 125 units, an increase of 25 units. But when her income is increased by \$1000 at a higher level of income, her utility increases from 300 to 310 units, an increase of only 10 units.

A person who has diminishing marginal utility from money income is said to be *risk-averse*. Here is a more formal definition of risk aversion:

*A person is said to be risk-averse if she considers the utility of a certain prospect of money income to be higher than the expected utility of an uncertain prospect of equal expected monetary value.*

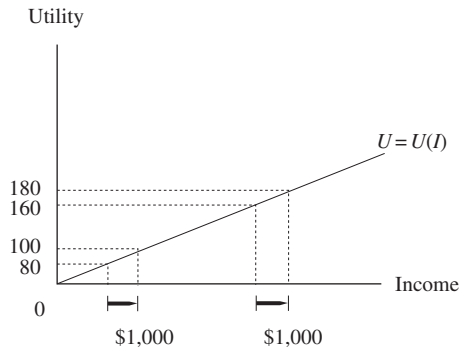
For example, in the preceding entrepreneur's project, a risk-averse decision-maker might rather have \$80 for certain than undertake a project whose *EMV* equals \$80.

**2. Risk Neutrality** Economists presume that most people are averse toward risk, but some people are either neutral toward risk or, like gamblers, rock climbers, and race car drivers, prefer risk. Like aversion, these attitudes toward risk may also be defined in terms of the individual's utility function in money income and the marginal utility of income.

Someone who is *risk neutral* has a constant marginal utility of income and is, therefore, indifferent between a certain prospect of income and an uncertain prospect of equal expected monetary value. Figure 2.17 gives the utility function for a risk-neutral person. It is a straight line because the marginal utility of income to a risk-neutral person is constant.

The figure compares the change in utility when the risk-neutral person's income is increased by \$1000 at two different levels of income. When this person's income is increased by \$1000 at a low level of income, his utility increases from 80 to 100 units, an increase of 20 units. And when his income is increased

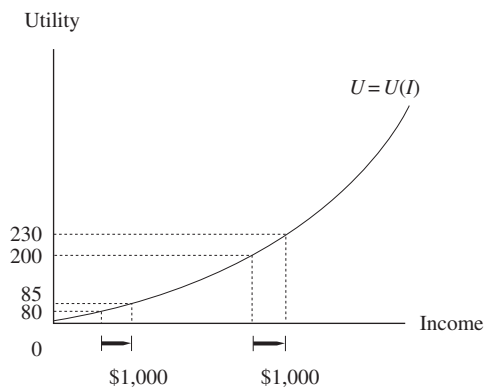


**FIGURE 2.17****Risk neutrality as constant marginal utility of income.**

by \$1000 at a high level of income, his utility increases by exactly the same amount, 20 units, from 160 to 180 units. Thus, for the risk-neutral person the marginal utility of income is constant.

Economists and finance specialists very rarely attribute an attitude of risk-neutrality to individuals. However, they quite commonly assume that business organizations are risk-neutral.

**3. Risk-Seeking or Risk-Prefering** Someone who is *risk-seeking* or *risk-prefering* has an increasing marginal utility of income and, therefore, prefers an uncertain prospect of income to a certain prospect of equal expected monetary value. Figure 2.18 gives the utility function of a risk-prefering individual. The figure allows us to compare the change in utility when the risk-prefering person's income is increased by \$1000 at two different levels of income. When this person's

**FIGURE 2.18****Risk preferring as increasing marginal utility of income.**



income is increased by \$1000 at a low level of income, her utility increases from 80 to 85 units, an increase of 5 units. However, when her income is increased by \$1000 at a high level of income, her utility increases from 200 to 230 units, an increase of 30 units. Thus, for the risk-preferring person the marginal utility of income increases.

**WEB NOTE 2.5**

One of the winners of the Nobel Prize in Economics in 2002 was Daniel Kahneman, a psychologist who currently teaches at Princeton University. Kahneman and his co-author, the late Amos Tversky, did experiments to see the extent to which people's attitudes toward risk fit those we have just studied. The experiments suggested that most people have complex feelings about losses and gains that Kahneman and Tversky characterized as "loss aversion." See our website for more on the experiments and their implications.

### C. The Demand for Insurance

One of the most important behavioral implications of risk aversion is that people will pay money to avoid having to face uncertain outcomes. That is, a risk-averse person might prefer a lower certain income to a higher uncertain income.

There are three ways in which a risk-averse person may convert an uncertain into a certain outcome. First, he may purchase insurance from someone else. In exchange for giving up a certain amount of income (the insurance premium), the insurance company will bear the risk of the uncertain event. The risk-averse person considers himself better off with the lower certain income than facing the uncertain higher income. Second, he may self-insure. This may involve incurring expenses to minimize the probability of an uncertain event's occurring or to minimize the monetary loss in the event of a particular contingency. An example is the installation of smoke detectors in a home. Another form of self-insurance is the setting aside of a sum of money to cover possible losses. Third, a risk-averse person who is considering the purchase of some risky asset may reduce the price he is willing to pay for that asset.

### D. The Supply of Insurance

The material of the previous section concerns the *demand* for insurance by risk-averse individuals. Let us now turn to a brief consideration of the supply of insurance by profit-maximizing insurance companies. Insurance companies are presumed to be profit-maximizing firms. They offer insurance contracts not because they prefer gambles to certainties but because of a mathematical theorem known as the *law of large numbers*. This law holds that unpredictable events for individuals become predictable among large groups of individuals. For example, none of us knows whether our house will burn down next year. But the occurrence of fire in a city, state, or nation is regular enough so that an insurance company can



easily determine the objective probabilities. By insuring a large number of people, an insurance company can predict the total amount of claims.

**1. Moral Hazard** *Moral hazard* arises when the behavior of the insuree changes after the purchase of insurance so that the probability of loss or the size of the loss increases. An extreme example is the insured's incentive to burn his home when he has been allowed to insure it for more than its market value. A more realistic example comes from loss due to theft. Suppose that you have just purchased a new sound system for your car but that you do not have insurance to cover your loss from theft. Under these circumstances you are likely to lock your car whenever you leave it, to park it in well-lighted places at night, to patronize only well-patrolled parking garages, and so on.

Now suppose that you purchase an insurance policy. With the policy in force you now may be less assiduous about locking your car or parking in well-lighted places. In short, the very fact that your loss is insured may cause you to act so as to increase the probability of a loss.

Insurance companies attempt to set their premiums so that, roughly, the premium modestly exceeds the expected monetary value of the loss. Therefore, a premium that has been set without regard for the increased probability of loss due to moral hazard will be too low and thus threaten the continued profitability of the firm. Every insurer is aware of this problem and has developed methods to minimize it. Among the most common are *coinsurance* and *deductibles*. Under coinsurance the insuree shoulders a fixed percentage of his loss; under a deductible plan, the insuree shoulders a fixed dollar amount of the loss, with the insurance company paying for all losses above that amount. In addition, some insurance companies offer reductions in premiums for certain easily established acts that reduce claims. For example, life and health insurance premiums are less for non-smokers; auto insurance premiums are less for non-drinkers; and fire insurance rates are lower for those who install smoke detectors.

**2. Adverse Selection** The other major problem faced by insurance companies is called *adverse selection*. This arises because of the high cost to insurers of accurately distinguishing between high- and low-risk insurees. Although the law of large numbers helps the company in assessing probabilities, what it calculates from the large sample are average probabilities. The insurance premium must be set using this average probability of a particular loss. For example, insurance companies have determined that unmarried males between the ages of 16 and, say, 25, have a much higher likelihood of being in an automobile accident than do other identifiable groups of drivers. As a result, the insurance premium charged to members of this group is higher than that charged to other groups whose likelihood of accident is much lower.

But even though unmarried males between the ages of 16 and 25 are, on average, much more likely to be involved in an accident, there are some young men within that group who are even more reckless than average and some who are much less reckless than the group's average. If it is difficult for the insurer to distinguish these groups from the larger group of unmarried males aged 16 to 25, then



the premium that is set equal to the average likelihood of harm within the group will seem like a bargain to those who know they are reckless and too high to those who know that they are safer than their peers.

Let us assume, as seems reasonable, that in many cases the individuals know better than the insurance company what their true risks are. For example, the insured alone may know that he drinks heavily and smokes in bed or that he is intending to murder his spouse, in whose insurance policy he has just been named principal beneficiary. If so, then this asymmetrical information may induce only high-risk people to purchase insurance and low-risk people to purchase none.

The same devices that insurance companies employ to minimize risks of moral hazards also may serve to minimize the adverse selection problem. Co-insurance and deductible provisions are much less attractive to high-risk than to low-risk insurees so that an insuree's willingness to accept those provisions may indicate to the insurance company to which risk class the applicant belongs. Exclusion of benefits for loss arising from pre-existing conditions is another method of trying to distinguish high- and low-risk people. The insurer can also attempt, over a longer time horizon, to reduce the adverse selection bias by developing better methods of discriminating among the insured, such as medical and psychological testing, so as to place insurees in more accurate risk classes. Finally, insurers frequently practice "experience rating" —the practice of adjusting the insuree's premium up or down according to his experience of insurable losses. If an insuree appears to be accident prone, then the insurer may raise his premium to reflect the greater probability or size of loss. In the limit, the insurer may refuse to cover the insuree.

## XI. PROFITS AND GROWTH<sup>14</sup>

Imagine a banker who asks to be paid by placing one penny on the first square of a chess board, two pennies on the second square, four on the third, and so on. Using only the white squares, the initial penny would double in value thirty-one times, leaving \$21.5 million on the last white square. Growth compounds faster than the mind can grasp. In 1900 Argentina's income per person resembled Canada's, and today Canada's is more than three times higher. After World War II, Korea and Nigeria had similar national income per person, and today Korea's is nineteen times higher. Most people cannot imagine China with more economic influence in the world than the U.S., but, if current trends continue, China will surpass the U.S. in national income in 2014.<sup>15</sup> Lifting so many people out of poverty in East Asia in the late 20<sup>th</sup> century is one of history's remarkable accomplishments. In contrast, one of history's depressing economic

<sup>14</sup>This section draws on Chapter 1 of ROBERT COOTER & HANS-BERND SCHAEFER, *LAW AND THE POVERTY OF NATIONS* (2008).

<sup>15</sup>Because China's population is 4 to 5 times greater than the U.S.'s, China's income per capita in 2014 will still be 1/4<sup>th</sup> to 1/5<sup>th</sup> that of the U.S. This prediction was made by Carl J. Dahlman, Luce Professor of International Affairs and Information, Georgetown University.



failures in the late 20<sup>th</sup> century is sub-Saharan Africa, where GDP per person declined since 1975 roughly by 25 percent.

Why do some countries grow faster than others? Sustained growth requires innovation. An innovation occurs when someone discovers a better way to make something or something better to make. Entrepreneurs make things in better ways by improving organizations and markets, and scientists invent better things to make. Growth will remain mysterious until economics has an adequate theory of innovation. The only contribution to growth-theory so far that merited a Nobel Prize in Economics shows the consequences of innovation for capital and labor but does not attempt to explain innovation.<sup>16</sup>

Law, we believe, is part of the mystery's solution. When an innovator has a new idea, it must be developed in order for the economy to grow. Combining new ideas and capital runs into a fundamental obstacle illustrated by this example: an economist who worked at a Boston investment bank received a letter that read: "I know how your bank can make \$10 million. If you give me \$1 million, I will tell you." The letter captures concisely the problem of financing innovation: the bank does not want to pay for information without first determining its worth, and the innovator fears disclosing information to the bank without first getting paid. Law is central to solving this problem. Later chapters in this book mention "transactional lawyers," who use law to overcome the mistrust that prevents people from cooperating in business. The most fundamental bodies of transaction law are property and contracts, which we cover in Chapters 4, 5, 6, and 7. Making these bodies of law efficient promotes economic growth by uniting innovative ideas and capital. Countries with efficient property and contract have established the legal foundation for innovation and growth.

## REVIEW QUESTIONS

If you are not certain whether you need to refresh your understanding of microeconomic theory, try these questions. If you find them to be too hard, read this chapter and try them again. If only some of the questions are too hard, turn to the section of the chapter that covers that material and review that section.

- 2.1. Define the role of the mathematical concepts of maximization and equilibrium in microeconomic theory.
- 2.2. Define and distinguish between *productive efficiency* and *allocative efficiency*.
- 2.3. What are consumers assumed to maximize? What are some constraints under which this maximization takes place? Describe the individual consumer's constrained maximum. Can you characterize this constrained maximum as a point where marginal cost and marginal benefit are equal?

---

<sup>16</sup>In 1987 Robert Solow received the Nobel Prize in Economics for his contributions to economic growth theory.



- 2.4. A married couple with children is considering divorce. They are negotiating about two elements of the divorce: the level of child support that will be paid to the partner who keeps the children, and the amount of time that the children will spend with each partner. Whoever has the children would prefer more child support from the other partner and more time with the children. Furthermore, the partner who keeps the children believes that as the amount of child support increases, the value of more time with the children declines relative to the value of child support.
- Draw a typical indifference curve for the partner who keeps the children with the level of child support on the horizontal axis and the amount of time that the children spend with this partner on the vertical axis. Is this indifference curve convex to the origin? Why or why not?
  - Suppose that the partner who keeps the children has this utility function:  $u = cv$ , where  $c$  = the weekly level of child support and  $v$  = the number of days per week that the children spend with this partner. Suppose that initially the weekly support level is \$100, and the number of days per week spent with this partner is 4. What is the utility to this partner from that arrangement? If the other partner wishes to reduce the weekly support to \$80, how many more days with the children must the child-keeping partner have in order to maintain utility at the previous level?
- 2.5. Define *price elasticity of demand* and explain what ranges of value it may take.
- 2.6. Use the notion of opportunity cost to explain why “There’s no such thing as a free lunch.”
- 2.7. *True or False.* The cost of a week of vacation is simply the money cost of the plane, food, and so forth. (Explain your answer.)
- 2.8. What are firms assumed to maximize? Under what constraints do firms perform this maximization? Describe how the individual firm determines the output level that achieves that maximum. Can you characterize the firm’s constrained maximum as one for which marginal cost equals marginal benefit?
- 2.9. Characterize these different market structures in which a firm may operate: perfect competition, monopoly, oligopoly, and imperfect competition. Compare the industry output and price in a perfectly competitive industry with the output and price of a monopolist.
- 2.10. What conditions must hold for a monopoly to exist?
- 2.11. Suppose that the local government determines that the price of food is too high and imposes a ceiling on the market price of food that is below the equilibrium price in that locality. Predict some of the consequences of this ceiling.



- 2.12. The minimum wage is typically set above the market-clearing wage in the market for labor. Using a graph with an upward-sloping supply of labor, a downward-sloping demand for labor, with the quantity of labor measured on the horizontal axis and the wage rate measured on the vertical axis, show the effect on the labor market of a minimum wage set above the equilibrium wage rate.
- 2.13. *True or False:* In Japan, workers cannot be fired once they have been hired; therefore, in Japan a minimum wage law (where the minimum would be set above the wage that would cause the market for labor to clear) would not cause unemployment.
- 2.14. In the U.S. in the late 20<sup>th</sup> century, no-fault divorce laws became the norm in the states (divorce being a matter for states, not the federal government, to regulate). Ignoring for the sake of this problem all the other factors that influence the marriage decision and that have changed during the same time period, what does the move to no-fault divorce do to the implicit (legal) price of divorce? What would be your prediction about the effect of this change in the implicit price of divorce on the quality and quantity of marriages and divorces? If in the next decade, the states were to repudiate the experiment in no-fault divorce and return to the old regime, would you predict a change in the quality and quantity of marriages and divorces?
- 2.15. The Truth-in-Lending Act (15 U.S.C. §§1601–1604 (1982)) requires the uniform disclosure of the interest rate to borrowers in a readily intelligible form. Assume that before the Act, there was uncertainty among borrowers about the true level of the interest rate, but that after the Act, that uncertainty is reduced. What effect on the amount of borrowing would you predict from passage of the Act? Would there be disproportionate effects on the poor and the rich? Why? Does the Act increase the marginal cost of lenders? Does it reduce the profits of lenders?
- 2.16. What is general equilibrium and under what conditions will it be achieved? What are the welfare consequences of general equilibrium?
- 2.17. What are the four sources of market failure? Explain how each of them causes individual profit- and utility-maximizers to make decisions that may be privately optimal but are socially suboptimal. What general policies might correct each of the instances of market failure?
- 2.18. Which of the following are private goods and might, therefore, be provided in socially optimal amounts by private profit-maximizers? Which are public goods and should, therefore, be provided by the public sector or by the private sector with public subsidies?
- A swimming pool large enough to accommodate hundreds of people.
  - A fireworks display.



- c. A heart transplant.
  - d. Vaccination against a highly contagious disease.
  - e. A wilderness area.
  - f. Vocational education.
  - g. On-the-job training.
  - h. Secondary education.
- 2.19. What is meant by *Pareto efficiency* or *Pareto optimality*? What is the importance of the initial distribution of resources in determining what the distribution of resources will be after all Pareto improvements have been made?
- 2.20. A valuable resource in which we typically forbid voluntary exchange is votes. This may be inefficient in that, as we have seen, given any initial endowment of resources, voluntary exchange always makes both parties better off (absent any clear sources of market failure). Show that it would be a Pareto improvement if we were to allow a legal market for votes. Are there any clear sources of market failure in the market for votes? If so, what regulatory correctives would you apply to that market? Is it bothersome that there is a wide variance in income and wealth among the participants in this market, and if so, why is that variance more troubling in this market than in others, and what would you do about it in the market for votes?
- 2.21. Distinguish between the Pareto criterion for evaluating a social change in which there are gainers and losers and the Kaldor-Hicks (or potential Pareto) criterion.
- 2.22. What is a *dominant strategy* in a game? Where both players in a two-person game have a dominant strategy, is there an equilibrium solution for the game? What is a *Nash equilibrium*? Is a dominant-strategy equilibrium a Nash equilibrium? What are the possible shortcomings of a Nash equilibrium in a game?

## SUGGESTED READINGS

- EATWELL, JOHN, MURRAY MILGATE, & PETER NEWMAN, EDS., *THE NEW PALGRAVE: A DICTIONARY OF ECONOMICS*, 4 vols. (1991).
- KREPS, DAVID, *A COURSE IN MICROECONOMIC THEORY* (1990).
- LANDSBURG, STEPHEN, *THE ARMCHAIR ECONOMIST* (1991).
- PINDYK, ROBERT, & DANIEL RUBINFELD, *MICROECONOMICS* (6th ed. 2004).
- WINTER, HAROLD, *TRADE-OFFS: AN INTRODUCTION TO ECONOMIC REASONING AND SOCIAL ISSUES* (2005).



## Chapter 3

# AN INTRODUCTION TO LAW AND LEGAL INSTITUTIONS

*"You are old," said the youth, "and your jaws are too weak  
For anything tougher than suet.  
Yet you finished the goose, with the bones and the beak.  
Pray, how do you manage to do it?"  
"In my youth," said his father, "I took to the law,  
And argued each case with my wife.  
And the muscular strength, which it gave to my jaw,  
Has lasted the rest of my life."*

From "Father William" in LEWIS CARROLL,  
ALICE'S ADVENTURES IN WONDERLAND

*"The life of the law has not been logic: it has been experience. The felt necessities of the time, the prevalent moral and political theories, institutions of public policy, avowed or unconscious, even the prejudices which judges share with their fellow-men, have had a good deal more to do than the syllogism in determining the rules by which men should be governed."*

OLIVER WENDELL HOLMES,  
THE COMMON LAW 1 (1881)

**A**N ECONOMIST WHO picks up a law journal will understand much more of it than a lawyer who picks up an economics journal. For this reason, it is not hard to convince a lawyer that he does not know economics. (Convincing him that he *should* learn economics is harder!) On the other hand, economists are sometimes hard to convince that any aspect of social life is not, at its root, really economics. With respect to the law, economists sometimes wonder what lawyers really study: Is the law a branch of philosophy? Is it a list of famous cases? Is it a collection of rules?

In any case, economists cannot contribute significantly to law without studying it. This chapter provides an introduction to the law for nonlawyers. We shall explain, first, differences and similarities between the two great legal traditions that spread from Europe to much of the world; second, the structure of the United



States' federal and state court systems; third, how a legal dispute gets raised and resolved in systems like that of the United States; and finally, how the legal rules made by judges evolve.

## I. THE CIVIL LAW AND THE COMMON LAW TRADITIONS

Legislatures make laws by enacting bills, which judges must interpret and apply. If legislation is deliberately vague or inadvertently ambiguous, judges can choose among several different interpretations. Sometimes the choice of an interpretation overshadows the enactment of the bill, in which case the judge makes the law more than the legislature. Judges make law by interpreting legislation in all legal systems with independent courts.

Judges make law in other ways as well. In medieval Europe, the king in most countries could issue pronouncements that were law, and the king's courts possessed similar powers. However, the king's courts were not free to pronounce as law any command that they wished. According to one tradition in legal theory, the courts of the English king were to examine community life and "find" law as it already existed. The courts of the English king were to select among prevailing social norms and enforce some of them. These enforceable social norms were supposedly the "laws of nature," which reason and necessity prescribed.

The finding of a rule of law by a court of the English king created a *precedent* that future courts were expected to follow.<sup>1</sup> Precedent was followed flexibly, not slavishly, so the law changed gradually. Over many years, the king's courts "found" many important laws, especially in the areas of crimes, property, contracts, and accidents ("torts"). These findings are called the "common law" because they are allegedly rooted in the common practices of people. Common law is still applied in the English-language countries, except where superseded by legislation.

Legal history is different in France and the other countries of Europe: when France revolted at the end of the 18<sup>th</sup> century, the revolutionaries thought that the judges were as corrupt and worthless as the king, so they killed the king, extinguished his laws, thus abolishing the common law of France, and set out to put law on a more popular basis. A comprehensive set of statutes was required to fill the void, so people would know what counts as property, how a valid contract is formed, and who is to bear the cost of accidents. Napoleon supplied them by commissioning legal scholars to draft the rules called the *Code Napoléon*, which was promulgated in 1804. The scholars who drafted it took as their model the *Corpus Juris Civilis* ("The Body of the Civil Law"), which was compiled and edited in A.D. 528–534 at the behest of the Roman emperor Justinian. Thus, the French revolutionaries looked to ancient sources and pure reason for law, rather than to the more immediate heritage derived from medieval times.

<sup>1</sup> "Precedent" refers to the practice of resolving similar cases in a similar fashion. If it is known that a court is going to resolve a dispute by applying precedent, then the disputants have a good idea what the legal resolution of their dispute might be. This can induce the disputants to settle the matter themselves against the background law that they know the court will use.



Napoleon's armies spread the *Code Napoléon* through much of Europe, where it remained long after his troops withdrew. Similarly, Europeans spread their law throughout the world, and this influence persisted long after the colonial empires collapsed. The "civil law tradition," as it is called, predominates in most of Western Europe, Central and South America, the parts of Asia colonized by European countries other than Britain, and even in pockets of the common law world such as Louisiana, Québec, and Puerto Rico. The common law tradition, which originated in England, prevails not only in Great Britain, but also in Ireland, the United States, Canada, Australia, New Zealand, and the parts of Africa and Asia that Britain colonized, including India.

Besides these two great traditions, the unique history of each country puts its own stamp on the law. For example, Japan, which was never colonized, voluntarily adopted a code that draws heavily on the German civil code while yet remaining distinctively Japanese. In much of the Middle East, Islamic law blended with, or displaced, the law of the European colonialists. In Eastern Europe, communism bent the civil law tradition to its own purposes, and now the post-Communist regimes are trying to straighten it.

The common law and civil law traditions differ significantly with respect to how judge-made law is justified. Common law judges traditionally justify their findings of law by reference to precedent and social norms, or by broad requirements of rationality presupposed by public policy. Civil law judges traditionally justify their interpretation of a code directly by reference to its meaning, which scholars tease out in lengthy commentaries. Because common law judges rely relatively more on past court decisions and civil law judges rely relatively more on the words in statutes, the common law system is based more on precedent than the civil law system. The difference in the pattern of justification affects the training of lawyers. The common law method is taught by reading cases and arguing directly from them, whereas the civil law method is taught by reading the code and arguing from commentaries on it.

All such generalizations about the difference between the two traditions, however, seem simplistic relative to the subtlety and complexity of reality. For example, although the United States is ostensibly a common law country, the American states have tried to obtain greater uniformity in commercial law by enacting the *Uniform Commercial Code*. Deciding disputes that fall under the *Uniform Commercial Code* in America has many similarities to deciding disputes that fall under the French Civil Code. Additionally, the American Law Institute, an organization founded in the 1920s, meets periodically to restate the law as it is emerging in the various states. These restatements, such as the *Restatement (Second) of Contracts* and the *Restatement (Second) of Torts*, serve a similar function to the codes that are thought to be characteristic of the civil law countries. Comparative law scholars vigorously debate whether the differences between civil and common law are more apparent than real.

Besides the difference in history between common and civil law, the laws are applied differently in the two traditions. In the common law countries, the arguments for the two sides in a dispute are made exclusively by their lawyers, and the judge is not supposed to direct a line of questioning or develop an argument.



In this *adversarial process*, the judge acts more or less as a neutral referee who makes the lawyers follow the rules of procedure and evidence. The principle underlying the adversarial system is that the truth will emerge from a vigorous debate by the two sides.

In contrast, the civil law judge takes an active role in directing questions and developing arguments. In this *inquisitorial process*, the judge is supposed to ferret out the truth. The lawyers often have to respond to the judge, rather than develop the case themselves. The principle underlying the inquisitorial system is that the court has a direct interest in finding the truth regarding private disputes or crimes.

Another difference between the two systems concerns the use of juries. Juries are more commonly used in common law systems. In America, either party to a dispute usually has the right to a jury trial, although both parties sometimes waive this right and allow the judge to decide the case. In England, the jury has been abolished in almost all civil trials since 1966,<sup>2</sup> but it is often used in criminal trials. (Notice the different use of “civil” in the preceding sentence.<sup>3</sup>) In France, however, the jury has been abolished for all trials except the most serious crimes, like murder. In general, the abolition of juries is more advanced in continental Europe than in some common law countries. In a common law trial before a jury, the judge is supposed to decide questions of law, whereas the jury is supposed to decide questions of fact.

In every legal system, laws form a hierarchy. The constitution takes precedence over statutes, and statutes usually take precedence over rules issued by the executive or government agencies. In countries with common law, statutes take precedence over it. “Taking precedence” means that the higher law prevails in the event of conflict. The courts, as the main interpreters of law, must decide whether laws conflict. We have explained that judges make law indirectly by interpreting statutes or codes. Another way that judges make law is by finding a conflict between laws and setting aside the lower-level law. Finally, judges make common law directly in those countries that maintain the common law system—a process we explain later in this chapter.

Constitutions are necessarily general and vague, so their interpretation is especially problematic. The power to review legislation for its constitutionality gives courts the power, in principle, to set aside laws enacted by the legislature. This power is potentially dangerous because it brings judges into conflict with the elected representatives of the nation. The extent to which this power is exercised varies greatly from one country to another. In the United States, the federal courts

<sup>2</sup> Except in cases involving defamation.

<sup>3</sup> “Civil law” has two meanings. It may refer to the system of law in most of continental Europe that rejects common law. In addition, “civil law” may refer to laws controlling disagreements between two private parties, which might arise, say, from a broken contract or an automobile accident. In this latter sense, the opposite of “civil law” is criminal or penal law, in which actions are initiated by the state’s prosecutor against someone accused of violating a criminal statute, such as forgery or murder. Thus, the common law of, say, contracts can be described as “civil law,” meaning “private law” or “not criminal law.”



have few limits on their ability to strike down laws that, in the courts' opinion, contradict the Constitution. Some of the most profound laws in America have been made by courts interpreting the Constitution, as in *Brown v. Board of Education* in 1954, which eventually ended laws mandating racial segregation of schools. In other countries, such as Great Britain, the courts do not have the power to review statutes for their constitutionality, and the courts never strike down legislation as unconstitutional. The scope of constitutional review, which is fundamental to the power and prestige of courts, has no necessary connection with whether the country's legal tradition is common or civil law.

## II. THE INSTITUTIONS OF THE FEDERAL AND THE STATE COURT SYSTEMS IN THE UNITED STATES

In the United States, whether at the state or the federal level, the court systems are organized in three tiers. These tiers constitute a hierarchical pyramid, with a very broad base of many courts, an intermediate level with a smaller number of courts, and a single court at the top of the pyramid. At the lowest level are the *trial courts of general jurisdiction*. These are the "entry-level" courts where a wide array of civil and criminal disputes are first heard. The trial courts of general jurisdiction are "courts of record"; that is, the proceedings are written down and saved by the government. In the state systems these courts are usually organized along county lines. For example, in the State of Illinois there are 102 counties, and each has a "Circuit Court" that serves as the trial court of general jurisdiction within the county. These trial courts have different names in different states: in California they are called "Superior Courts"; in New York State, "Supreme Courts." The nearly universal practice is for each civil and criminal case to be tried to a single judge and possibly to a jury.

In the federal system the entire country is divided into 94 judicial districts, each of which contains a federal district court, which is the trial court of general jurisdiction for the federal judiciary. Every state in the Union has at least one federal district court, and about half have *only* one. The District of Columbia has its own district court. The larger states, where larger numbers of disputes involving federal questions arise, have up to four district courts, usually organized along geographical divisions of the state. New York has four districts: the Southern, the Northern, the Eastern, and the Western. Illinois has three federal districts: the Northern, the Central, and the Southern. As the volume of federal litigation has grown, Congress has responded not by creating more districts but by appointing more judges within each district. One of the busiest districts is the Southern District of New York, which contains most of New York City, and there are 25 judges on that district's bench. Another busy district, the Northern District of Illinois, has 12. The usual procedure in the federal districts is for a single judge to hear each case, but a three-judge panel sometimes hears a case.

In addition, the federal court system includes several specialized tribunals. For example, there are special tax courts, and federal administrative agencies such as the Federal Communications Commission have administrative law judges who



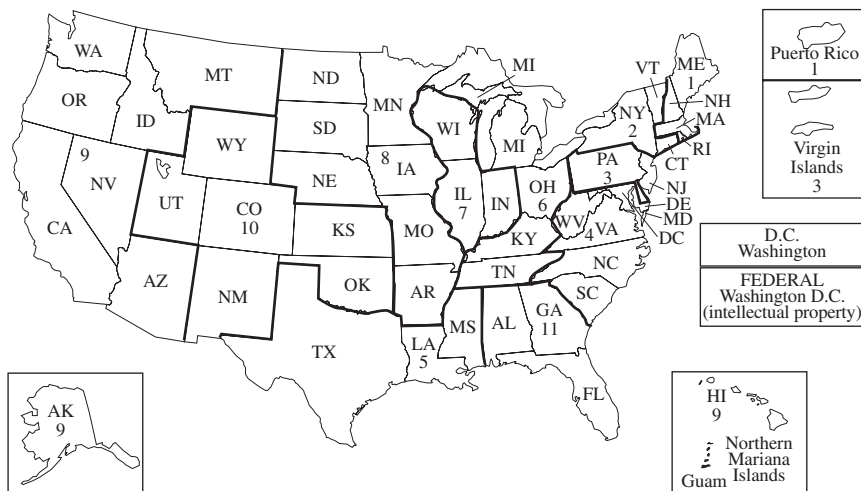
hear arguments about matters before those agencies. There is also, as we shall soon see, a special appellate tribunal in the federal system for dealing with intellectual property cases.

Above the trial courts in the state and federal systems are *appellate courts* or *courts of appeal*. In most state court systems, there is only one court of appeal. But about one-third of the states and all of the federal districts have *intermediate appellate courts* that stand between the trial courts of general jurisdiction and the highest court or *court of last resort*. For example, in Illinois there are five intermediate appellate districts with a total of just over 50 justices. Where these courts exist, parties from the trial court may appeal that lower decision “as of right.” That means that so long as they are willing to pay the costs involved, parties may always seek appellate review of a lower court’s judgment. Appeal is also a right in the federal system, at least from the district courts to the intermediate courts of appeal.

While there may be a right for either party to appeal the judgment of the trial courts of general jurisdiction, matters may be different if either party wishes to appeal the judgment of an intermediate appellate court. In both the state and the federal judiciary, the highest appellate court typically has a *discretionary* right of review. This means that the Supreme Court of Illinois, the Supreme Court of the United States, and all other courts of last resort may select which cases they will review, within certain limits. Some cases—for example, disputes between two states—come to the United States Supreme Court directly and without the discretion of the justices. And in many states the highest court is obligated to review death sentences. Thus, the United States Supreme Court and the highest courts in the states control most but not all of their docket.

An intermediate court of appeal in the federal judiciary is called the “Court of Appeals for the \_\_\_ Circuit.” There are thirteen of these circuits, as Figure 3.1

**FIGURE 3.1**  
**United States Courts of Appeal and United States District Courts.**





## II. The Institutions of the Federal and the State Court Systems in the United States 65

indicates. Eleven of these courts of appeal are numbered; for example, the First Circuit is in New England; the Seventh Circuit covers Indiana, Illinois, and Wisconsin; and the Ninth Circuit covers the West Coast, some of the mountain states, and Alaska and Hawaii. The District of Columbia constitutes its own circuit and also has its own district court. All the other circuits include several states. An unsuccessful litigant from the federal district court can take an appeal, as a matter of right, to the court of appeals. Those courts often sit in a panel of three judges. Sometimes, for a particularly significant case, all of the circuit judges will sit together to decide the case. In that case the court is said to be sitting *en banc* or “in bank.” Where more than one judge hears a case, the matter is decided by majority vote.

There is also a special intermediate appellate court in the federal system just for hearing matters regarding intellectual property: the United States Court of Appeals for the Federal Circuit. Congress established that court in 1982. This is the only U.S. Court of Appeals defined by its subject matter jurisdiction rather than by geography. The U.S. Court of Appeals for the Federal Circuit assumed the jurisdiction of the U.S. Court of Customs and Patent Appeals and the appellate jurisdiction of the U.S. Court of Claims. There are 12 judges on the Federal Circuit.

The Supreme Court of the United States is the highest court in the federal judiciary. That court has nine members, consisting of the Chief Justice of the United States and eight Associate Justices. All of the justices, rather than a panel, decide each case. The Court begins its work on the first Monday in October and concludes its term sometime in June of the following year. The workload of the Supreme Court increased significantly until the 1980s; since then the number of opinions that the Supreme Court issues has declined significantly. Typically, the justices decide less than 10 percent of the cases submitted to them for review. There is lively dispute about whether this figure is too large or too small. In the recent past some commentators have urged Congress to establish a national court of appeals between the courts of appeals and the Supreme Court. The argument is that this National Court would handle the more routine appeals arising from the thirteen circuits (*e.g.*, those in which there is a split among the circuits, which means that some circuits say the law is one way and other circuits say the opposite). Proponents say this would free up the Supreme Court to devote more of its energies to truly important cases.

Finally, there are rules that specify whether a dispute should be heard in the state or the federal court system.<sup>4</sup> This is often a matter of great strategic significance in an attorney’s handling of a case. The general rules for deciding jurisdiction are relatively straightforward. State courts have jurisdiction in disputes involving state statutes or in civil actions between residents of that state or in cases arising under federal law when Congress has not given exclusive jurisdiction to the federal courts.

---

<sup>4</sup> The rules for resolving whether a state or federal law should apply in a particular dispute are complex and themselves constitute a special course in law school called “Conflict of Laws.”



The jurisdiction of the federal courts is defined by Congress, through the powers assigned in the Constitution. That jurisdiction is limited to three principal areas:

1. Federal questions—that is, those matters arising under the United States Constitution or federal laws or treaties.<sup>5</sup>
2. Cases to which the United States is a party. Typically, these are criminal cases under federal statute law.
3. Diversity cases—any civil dispute, currently involving more than \$75,000, between citizens of different states. In the late 18<sup>th</sup> century, Congress allowed these disputes to be removed from state to federal courts because it felt that state loyalties were so strong that the citizen of another state might lose in a state court, regardless of the merits of his or her case, simply because he or she was a “foreigner.”<sup>6</sup>

In the event that a federal district court hears a diversity dispute *not* involving a federal question, the Court will generally apply the law of the state in which it sits. Today diversity of citizenship is no longer as compelling a reason for the federal courts to assume jurisdiction as it was 200 years ago. Indeed, former Chief Justice Burger urged Congress to ease the caseload of the federal judiciary by entirely removing the diversity cases from federal jurisdiction.<sup>7</sup>

As to the selection and tenure of judges, there are two broad practices. For the federal bench, the rule is appointment by the President with the advice and consent of the Senate for life tenure with removal only by impeachment by the House of Representatives and conviction by the Senate. For state judges in a majority of the states, the rule is election to the bench and limited tenure. For the remainder of the states, the state judiciary is nominated by the executive branch and approved by the legislature for varying, but fixed, terms.

### III. THE NATURE OF A LEGAL DISPUTE

A legal dispute arises when someone claims to have been illegally harmed at the hands of another. It is possible that the victim and the injurer can resolve their dispute themselves, but sometimes they cannot. The person who feels injured may have a *cause of action*, that is, a valid legal claim against another person or organization. To assert that action, he files a *complaint* and is, therefore, referred to as the *plaintiff*. The complaint must state what has happened, why the plaintiff feels that he has been injured, what area of law is involved, what statute or other law is

<sup>5</sup> There used to be a minimum dollar amount in controversy (\$10,000) before a case could be a federal case, even if it was a federal question. That minimum no longer applies to matters arising under federal law.

<sup>6</sup> Congress has periodically raised the minimum amount in controversy in diversity cases in order to alter the caseload of the federal courts. Clearly, the greater the amount in controversy required, the fewer the number of diversity cases that will be eligible for resolution by the federal courts.

<sup>7</sup> But there is still an argument for maintaining federal jurisdiction in diversity cases where the benefits of a decision may accrue to the people in one state and the costs fall on the people of another state.



relevant, and what relief he wishes the court to give him. The complaint and the management of the subsequent aspects of the dispute are complicated matters; typically, private citizens retain the services of a lawyer, who usually has far more experience in these matters than does the citizen, to help them in all this.<sup>8</sup>

The person who is alleged to have injured the victim or plaintiff is called the *defendant* and must *answer* the complaint. The answer does not go into detail about the matters at hand; rather, it is a short statement of what the defendant intends to argue in detail if the matter goes to trial. Thus, the answer may say that the facts as alleged are true but that even so, the defendant is not legally responsible for the plaintiff's misfortune. Figuratively, this form of answer says, "So what?" Or the answer may say that the facts as alleged in the complaint are incorrect and that when the true facts are known, the defendant will be seen to be innocent of any wrongdoing.

The dispute may well stop at this point. For example, the parties may decide not to proceed to trial. They may either simply drop the whole matter or *settle* their dispute—that is, reach a mutually satisfactory agreement between themselves so as to resolve the matter. A judge must make a determination, based on the complaint and the answer, whether there is sufficient reason to proceed to trial. The judge may determine that the plaintiff has failed to state a valid cause of action or that the defendant has made a complete and convincing answer to the complaint. If so, she might dismiss the complaint or enter *summary judgment* for the defendant. Usually, she will allow the parties to proceed to trial. Parties may appeal from a summary judgment or a dismissal.

If the dispute proceeds to trial, a jury may be empaneled to determine the facts, or else the case will be tried to a judge without a jury; this latter situation is called a *bench trial*. Each side will develop evidence and testimony supporting its assertions, and then the jury or judge will retire to determine who wins.<sup>9</sup> The standard that the jury or judge will use to make this determination is by a *preponderance-of-the-evidence*. That means that if the plaintiff's arguments are more believable than the defendant's, then the plaintiff wins; if the defendant's are more believable, the defendant wins. Some people say that the preponderance-of-the-evidence standard means that if the plaintiff's story is 51 percent believable, she wins. Notice that this standard, which is the routine standard in cases involving private parties as litigants, is different from the one that is used in criminal proceedings. There, the prosecution must convince the jury that the defendant is guilty *beyond a reasonable doubt*, a much more exacting standard than is preponderance-of-the-evidence.

---

<sup>8</sup> Private citizens may, of course, represent themselves in a legal dispute. That is referred to as someone appearing *pro se*—that is, "for himself." A common joke among lawyers is that a person who represents himself has a fool for a client.

<sup>9</sup> Even after the trial has begun but before the judge or jury returns with a verdict, the parties are free to settle the case. There are even examples—about which we have a question in Chapter 10—regarding situations in which the plaintiff has secretly settled with one of multiple defendants but allows the trial to go forward to a conclusion.



The courts can and have established other standards for prevailing in private law disputes. For example, some jurisdictions have created a standard of *clear and convincing evidence* for some aspects of a civil case, such as the award of punitive damages. No one can be certain exactly what that standard entails, but it is certainly more demanding than the preponderance-of-the-evidence standard and less demanding than the beyond-a-reasonable-doubt standard of criminal law.

The jury returns with a *verdict*, which says, simply, which party wins. But the verdict is not the end of the matter. The judge must *enter judgment on the verdict*. It is the *judgment*, not the verdict, that is the controlling action of the court. Most of the time the judge issues a judgment that follows exactly the jury verdict. But in a few rare cases the judge decides that the jury got the matter entirely wrong and enters a *judgment non obstante verdicto* or j.n.o.v. (judgment notwithstanding the verdict), holding the exact opposite of what the jury decided.

In a civil dispute, either party, winner or loser, may appeal the court's holding. The winner may appeal because he feels that he has not received everything to which he is entitled; the loser may appeal for the obvious reason that he thinks that he ought to have won. Interestingly, the ground for the appeal must be that the court below made a mistake about the relevant *law*, including the relevant general principles that the court applied and the procedures that were used in court, but not about the *facts*. For instance, the appellant (the party filing the appeal) may allege that the judge gave the jury improper instructions about what the relevant law was or about what facts they could and could not consider or that the judge improperly excluded some evidence or testimony from the jury's consideration.

At the appellate level there will be no new evidence or facts introduced. The appellate court takes the facts as developed in the trial court as given. The only people to appear before the appellate panel will be the attorneys for the appellant and appellee. The attorneys will submit written briefs to the appellate panel and then appear before the panel for oral argument, during which they may receive very close questioning on the matters at hand. There may be additional briefs submitted by parties who are called *amici curiae* (friends of the court); these parties are not directly involved in the legal dispute but feel that the legal issue involved touches their interests sufficiently that they would like the court to consider their arguments in addition to those of the appellant and appellee.

The appellate panel retires to consider the matter and at some later time issues its opinion. The judges may be in unanimous agreement and issue only one opinion. However, there may be a split in the panel, and that split may result in multiple opinions: a majority and a minority or dissenting opinions. The appellate panel may *affirm* the lower court's judgment or *reverse* that judgment. In some instances, the panel *remands* the matter (i.e., sends it back) to the lower court for specific corrective action, such as a recalculation of the damages owed to the plaintiff.

#### IV. HOW LEGAL RULES EVOLVE

We now consider a sequence of cases in order to apply the preceding ideas and show how law evolves. The three cases come from England and concern *tort law*, which covers accidents.



---

**Butterfield v. Forrester, 11 East 60 (K.B., 1809)<sup>10</sup>**


---

This was an action on the case<sup>11</sup> for obstructing a highway, by means of which obstruction the plaintiff, who was riding along the road, was thrown down with his horse, and injured, etc. At the trial before Bayley, J.,<sup>12</sup> at Derby, it appeared that the defendant, for the purpose of making some repairs to his house, which was close by the roadside at one end of the town, had put up a pole across part of the road, a free passage being left by another branch or street in the same direction. That the plaintiff left a public house [a tavern] not far distant from the place in question at 8 o'clock in the evening in August, when they were just beginning to light candles, but while there was light enough left to discern the obstruction at one hundred yards distance; and the witness who proved this, said that if the plaintiff had not been riding very hard, he might have observed and avoided it; the plaintiff, however, who was riding violently, did not observe it, but rode against it, and fell with his horse and was much hurt in consequence of the accident; and there was no evidence of his being intoxicated at the time. On this evidence, Bayley, J., directed the jury, that if a person riding with reasonable and ordinary care could have seen and avoided the obstruction; and if they were satisfied that the plaintiff was riding along the street extremely hard, and without ordinary care, they should find a verdict for the defendant, which they accordingly did.

**QUESTION 3.1:**

- a. Who is the plaintiff? What is he asking the court to do?
  - b. Is there a statute involved in this dispute?
  - c. Who won?
  - d. Was the jury asked to determine fact or law? How was the law stated?
- 

When this case was tried, English law accepted the principle that a defendant whose negligence caused the plaintiff's injury would be held liable. Consequently, the judge instructed the jury that the defendant should be held liable if he could have avoided the accident by taking "reasonable" care. This case presented a novel issue: suppose that the defendant was negligent, *but* further suppose that the *victim* was also negligent. Should the defendant still be held liable for the victim's losses? An excerpt from the opinion of the judge in this appeal follows.

---

LORD ELLENBOROUGH, C.J. A party is not to cast himself upon an obstruction which had been made by the fault of another, and avail himself of it, if he does not himself use common and ordinary caution to be in the right. In case of persons

---

<sup>10</sup>Our selection and discussion of these cases owes a great debt to the stimulating lectures given by Professor Robert Summers to the Fifth Legal Institute for Economists.

<sup>11</sup>The phrase "action on the case" refers to an old legal category of dispute. Simply read it as "dispute."

<sup>12</sup>"J." means "Judge" or "Justice" and, by tradition, opinions are headed by the last name of the judge or justice who wrote the opinion.



## 70 CHAPTER 3 An Introduction to Law and Legal Institutions

riding upon what is considered to be the wrong side of the road, that would not authorize another purposely to ride up against them. One person being in fault will not dispense with another's using ordinary care for himself. Two things must concur to support this action: an obstruction in the road by the fault of the defendant, and no want of ordinary care to avoid it on the part of the plaintiff . . . [C]ontributory negligence is a complete bar to recovery.

**QUESTION 3.2:**

- a. Who appealed the judgment?
- b. Who won the appeal?
- c. What is the judge's holding?

When precedent does not provide a clear rule for resolving a dispute, the judges must *create* one. *Novel disputes* are the occasion for altering the law made by judges. Lord Ellenborough created a new precedent in this case. How broad is the new precedent? Under a narrow interpretation, the judge held that riders of horses cannot recover money damages for their injuries from a negligent defendant if they do not ride with ordinary care, and this lack of care contributes to the accident. This narrow interpretation says that the rule applies only to accidents like this one. Indeed, Lord Ellenborough's example of a horseman riding on the wrong side of the road into another horseman riding on the correct side would seem to support this narrow interpretation. But a broader interpretation of the court's holding is possible, and did, in fact, come to be the common interpretation. Under a broad interpretation of the holding, Lord Ellenborough held that no plaintiffs can recover when their own negligence contributes to their injury (even if the defendant was negligent). This was new law.

Subsequently, another novel case arose involving similar facts.

**Davies v. Mann, 10 M.&W. 545 (Ex., 1842)<sup>13</sup>**

At the trial, before ERSKINE, J., it appeared that the plaintiff, having fettered the forefeet of an ass belonging to him, turned it into a public highway, and at the same time in question the ass was grazing on the off side of a road about eight yards wide, when

<sup>13</sup>The traditional English court system that took shape in the late 12<sup>th</sup> century and prevailed until the late 19<sup>th</sup> century consisted of three common law courts and a court of equity. The first of the common law courts was the Court of Common Pleas. The members of that court were called "Justices" and were presided over by the Chief Justice. The court originally concentrated on civil disputes concerning land but came to consider a wider range of civil disputes. The Court of King's Bench, the second common law court, was originally a criminal court but over time became a court of review over the civil issues appealed from the Court of Common Pleas. The third common law court was the Court of Exchequer of Pleas or, more simply, the Court of Exchequer. The Exchequer was the King's treasury. This court originally heard disputes arising from tax liability and other matters concerning the King's revenues. By the late 16<sup>th</sup> century, the Court of Exchequer had extended its jurisdiction



the defendant's wagon, with a team of three horses, coming down a slight descent, at what the witness termed a smartish pace, ran against the ass, knocked it down, and the wheels passing over it, it died soon after . . . . The learned judge told the jury, that . . . if they thought that the accident might have been avoided by the exercise of ordinary care on the part of the driver, to find for the plaintiff. The jury found their verdict for the plaintiff . . . .

Godson now moved for a new trial, on the ground of misdirection. [That is, the defendant's lawyer appealed the judgment on the ground that the judge in the trial court had incorrectly instructed the jury on the law to be applied to the facts in this case.] The act of the plaintiff in turning the donkey into the public highway was an illegal one, and, as the injury arose principally from that act, the plaintiff was not entitled to compensation for that injury which, but for his own unlawful act would never have occurred . . . . The principle of law, as deducible from the cases is, that where an accident is the result of faults on both sides neither party can maintain an action. Thus, in *Butterfield v. Forrester*, 11 East 60, it was held that one who is injured by an obstruction on a highway, against which he fell, cannot maintain an action, if it appear that he was riding with great violence and want of ordinary care, without which he might have seen and avoided the obstruction.

LORD ABINGER, C.B. [A]s the defendant might, by proper care, have avoided injuring the animal, and did not, he is liable for the consequences of his negligence, though the animal may have been improperly there.

PARKE, B. [T]he negligence which is to preclude a plaintiff from recovering in an action of this nature, must be such as that he could, by ordinary care, have avoided the consequences of the defendant's negligence . . . . [A]lthough the ass may have been wrongfully there, still the defendant was bound to go along the road at such a pace as would be likely to prevent mischief. Were this not so, a man might justify the driving over goods left on a public highway, or even over a man lying asleep there, or the purposely running against a carriage going on the wrong side of the road . . . .

[New trial denied.]

---

to cover nearly all civil disputes. Members of that court, in which the appeal in *Davies v. Mann* was heard, were called "Baron," abbreviated "B.," and were presided over by the Chief Baron, abbreviated "C.B.:"

The equity court was the Court of Chancery, so called because it was presided over by the Chancellor, the most important member of the King's Council. England established this court by the late 15<sup>th</sup> century as a separate court specializing in the dispensing of a more flexible kind of justice than that available in the so-called "law" courts, especially with respect to remedies. There is, therefore, a great historical and substantive difference between the courts of law and the court of equity. One of the most important of those differences has to do with the types of remedies available to a successful plaintiff. Roughly speaking, a court of law would award only compensatory money damages—an amount that would compensate the plaintiff for his injury. A court of equity would possibly do more than that if the plaintiff could demonstrate that his injuries were such that a payment of money damages would inevitably undercompensate him.

In the Judicature Act of 1873 and the Supreme Court of Judicature (Consolidation) Act of 1925, the British Parliament replaced all of these courts—and the distinction between law and equity—with a greatly simplified structure that drew no distinction between common law and equity.

As we shall see in Chapter 4, these dusty historical matters are relevant to one of the most famous examples of law and economics: the Calabresi and Melamed argument regarding the most efficient method of protecting a legal entitlement.



**QUESTION 3.3:**

- a. Who appealed the judgment?
- b. Who won the appeal?
- c. What is the judge's holding? Actually, there are three opinions. Are they in accord?

A plaintiff has suffered a loss: his donkey was killed, allegedly because the defendant was driving a wagon too quickly for the conditions on the road. However, the plaintiff himself was negligent for having left his donkey unattended, although fettered, beside a public road. Strictly following the rule in *Butterfield*, the plaintiff's fault or negligence contributed to his losses and thus should bar his recovery. That is precisely what Mann's lawyer argued in appealing the judgment for the plaintiff in the lower court. But at the trial, the court believed that the facts in *Davies v. Mann* were distinguishable from those in earlier cases in which a contributorily negligent plaintiff was not allowed to recover from a negligent defendant. There appear to be two reasons for excusing the plaintiff's negligence in Lord Abinger's and Baron Parke's opinions. First, there is the element of time. Although the plaintiff was negligent in leaving his donkey unattended on the public highway, the defendant's negligence came afterward. And if the defendant had not been driving recklessly, he would have had time to avoid the donkey by stopping or swerving—even though the donkey ought not to have been unattended where he was. Apparently, the defendant's negligence came afterward and controlled the outcome. This doctrine has come to be known as the "last clear chance" rule: if both parties to an accident are negligent, the party who had the last clear chance to avoid the accident will be held responsible for losses arising from the accident.

The second argument for excusing the plaintiff's negligence is to encourage precautions in the future by people situated like the defendant. Again, Baron Parke puts the point nicely, "[A]lthough the ass may have been wrongfully there, still the defendant was bound to go along the road at such a pace as would be likely to prevent mischief. Were this not so, a man might justify the driving over goods left on a public highway, or even over a man lying asleep there, or the purposely running against a carriage going on the wrong side of the road." This interpretation of the law suggests that rules should create incentives for avoiding accidents.

Notice that *Davies v. Mann* changes the law handed down in *Butterfield v. Forrester*. The blanket rule from the earlier case—contributory negligence is a complete bar to recovery—was amended by judges who faced a new situation. We may say that after *Davies v. Mann* the legal rule became:

contributory negligence is a complete bar to recovery *unless the defendant had the last clear chance to avoid the accident and did not take that chance.*



The “last clear chance” doctrine was quickly adopted throughout the common law world.<sup>14</sup>

#### WEB NOTE 3.1



For more on how the law works, see [www.cooter-ulen.com](http://www.cooter-ulen.com) under Chapter 3. We excerpt another famous case there and pose questions to help you understand how to think about real legal disputes.

## CONCLUSION

To summarize, we compared the two great legal traditions—the civil law and the common law. We examined the hierarchical structure of U.S. courts. We saw some of the general characteristics of a legal dispute: a plaintiff who alleges that he or she has been wronged by a defendant and seeks the courts’ help in getting relief. We learned some methods that judges use to resolve novel issues. Finally, we looked at the evolution of the doctrine of contributory negligence as developed by courts. This chapter provides a brief, selective introduction to some of the basic facts about law, which we analyze using economics in the rest of the book.

## SUGGESTED READINGS

BERMAN, HAROLD J., & WILLIAM R. GREINER, *THE NATURE AND FUNCTIONS OF LAW* (4th ed. 1980).

CARDOZO, BENJAMIN, *THE NATURE OF THE JUDICIAL PROCESS* (1921).

EISENBERG, MELVIN A., *THE NATURE OF THE COMMON LAW* (1989).

FRANKLIN, MARC A., *THE BIOGRAPHY OF A LEGAL DISPUTE: AN INTRODUCTION TO AMERICAN CIVIL PROCEDURE* (1968).

LEVI, EDWARD H., *AN INTRODUCTION TO LEGAL REASONING* (1949).

MERRYMAN, JOHN H., *THE CIVIL LAW TRADITION: AN INTRODUCTION TO THE LEGAL SYSTEMS OF WESTERN EUROPE AND LATIN AMERICA* (2nd ed. 1985).

<sup>14</sup>But that is not the end of the story of contributory negligence and “last clear chance.” For a fascinating further episode, see *British Columbia Electric Rail Co., Ltd. v. Loach*, [1916] 1 A.C. 719. In brief, here is what was at dispute in that case: Benjamin Sands was driving a horse-drawn wagon and talking with a friend. Not paying attention to his surroundings, he pulled onto the train tracks and stopped. He looked up to see a train coming. The train’s engineer applied the brakes as soon as he saw Sands and his wagon on the tracks. Unfortunately, the brakes, unknown to the engineer, were defective and failed to stop the train before it ran into and killed Mr. Sands. Loach, the executor of Sands’ estate, sued the British Columbia Electric Rail Co. on a theory of negligence. The railroad claimed, following *Butterfield*, that it should not be held liable because Sands was contributorily negligent. Loach answered that the railroad had, following *Davies*, the last clear chance to avoid the injury and did not take that chance. The railroad claimed that it had not, in fact, had the last clear chance because its brakes were defective. (Everyone agreed that the train would have stopped in time had the brakes been in good working order and that the railroad should have checked the brakes before leaving the roundhouse that morning.) The holding was that the railroad should be held liable: to hold otherwise would, the court said, create an incentive not to maintain one’s train (or car or wagon or other device) in good working order.



## Chapter 4

# AN ECONOMIC THEORY OF PROPERTY

*“There is nothing which so generally strikes the imagination and engages the affections of mankind, as the right of property; or that sole and despotic dominion which one man claims and exercises over the external things of the world, in total exclusion of the right of any other individual in the universe. And yet there are very few, that will give themselves the trouble to consider the origin and foundation of this right.”*

WILLIAM BLACKSTONE, COMMENTARIES ON THE  
LAWS OF ENGLAND, Bk. II, Ch. 1, p. 2 (1765–69)

*In the African tribe called the Barotse, “property law defines not so much the rights of persons over things as the obligations owed between persons in respect of things.”*

MAX GLUCKMAN, IDEAS IN BAROTSE  
JURISPRUDENCE 171 (1965)

*“[T]he theory of the Communists may be summed up in a single sentence:  
Abolition of private property.”*

KARL MARX & FRIEDRICH ENGELS,  
THE COMMUNIST MANIFESTO (1848)

THE LAW OF property supplies the legal framework for allocating resources and distributing wealth. As the contrasting quotes above indicate, people and societies disagree sharply about how to allocate resources and distribute wealth. Blackstone viewed property as providing its owner with complete control over resources, and he regarded this freedom to control material things as “the guardian of every other right.” Gluckman found that property in the Barotse tribe conveyed to its owner responsibility, not freedom. For example, the Barotse hold rich persons responsible for contributing to the prosperity of their kin. Finally, Marx and Engels regarded property as the institution by which the few enslaved the many.



Classical philosophers try to resolve these deep disputes over social organization by explaining what property *really* is. The appendix to this chapter provides some examples of philosophical theories, such as the theory that property is an expectation (Bentham), the object of fair distribution (Aristotle), a means of self-expression (Hegel), or the foundation of liberty in community life (Burke). Instead of trying to explain what property really is, an economic theory tries to predict the effects of alternative forms of ownership, especially the effects on efficiency and distribution. We shall make such predictions about alternative property rules and institutions.

Here are some examples of problems addressed by property rules and institutions that we will analyze:

**Example 1:** “This morning in a remote meadow in Wyoming, a mule was born. To whom does that mule belong?”<sup>1</sup> Does the mule belong to (1) the owner of the mule’s mother, (2) the lumber company that has leased the land on which the mule was grazing, or (3) the federal government because the property is a national forest?

**Example 2:** Orbitcom, Inc., spent \$125 million designing, launching, and maintaining a satellite for the transmission of business data between Europe and the United States. The satellite is positioned in a geosynchronous orbit 25 miles above the Atlantic Ocean.<sup>2</sup> Recently a natural resource-monitoring satellite belonging to the Windsong Corporation has strayed so close to Orbitcom’s satellite that the company’s transmissions between Europe and the United States have become unreliable. As a result, Orbitcom has lost customers and has sued Windsong for trespassing on Orbitcom’s right to its geosynchronous satellite orbit.

**Example 3:** Foster inspects a house under construction in a new subdivision on the north side of town and decides to buy it. The day after she moves in, the wind shifts and begins to blow from the north. She smells a powerful stench. On inquiring, she learns that a large cattle feedlot is located north of the subdivision, just over the ridge, and, to make matters worse, the owner of this old business plans to expand it. Foster joins other property owners in an action to shut down the feedlot.

**Example 4:** Bloggs inherits the remnant of a farm from his father, most of which has already been sold for a housing development. The remaining acreage, which his father called “The Swamp,” is currently used for fishing and duck hunting, but Bloggs decides to drain and develop it as a residential area. However, scientists at the local community college have determined that Bloggs’ property is part of the wetlands that nourish local streams, as well as the fish in the town’s river. The town council, hearing of

---

<sup>1</sup> This remarkable question is how Professor John Cribbet, one of the leading scholars of property law, opened his first lecture on property to first-year law students at the University of Illinois College of Law.

<sup>2</sup> A geosynchronous orbit means that the satellite is traveling around the Earth at exactly the same speed at which the Earth is turning so that the satellite appears to remain stationary above a point on the Earth’s surface.



Bloggs' plans, passes an ordinance forbidding the draining of wetlands. Bloggs sues for the right to develop his property, or, failing that, for an order compelling the town to buy the property from him at the price that would prevail if development were allowed.

**Example 5:** A county ordinance requires houses to be set back 5 feet from the property line. Joe Potatoes buys some heavily wooded land in an undeveloped area and builds a house on it. Ten years later Fred Parsley, who owns the adjoining lot, has his land surveyed and discovers that Potatoes' house extends 2 feet over the property line onto Parsley's property. Potatoes offers to compensate Parsley for the trespass, but Parsley rejects the offer and sues to have Potatoes relocate the house in conformity with the ordinance.

These five examples capture some of the most fundamental questions that any system of property law must answer. The first and second examples ask how property rights are initially assigned. Orbitcom apparently bases its ownership claim on having placed a satellite in the orbit in dispute before anyone else. This claim appeals to a legal principle called the *rule of first possession*, according to which the first party to use an unowned resource acquires a claim to it. (How might this rule apply to the mule born on the remote Wyoming meadow?) The general issue raised here is, "How does a person acquire ownership of something?"

The second example also asks what kinds of things may be privately owned. Orbitcom asserts that a satellite orbit may be privately owned like land or a musical composition, whereas Windsong feels, perhaps, that orbits should be commonly owned by all and open to all on the same terms, like the high seas. Economics has a lot to say about the consequences of resources being privately owned, commonly owned, or unowned.

The third example concerns a problem sometimes known as "incompatible uses." May one property owner create a stench on his own property that offends his neighbors? In general, the law tries to prevent property owners from interfering with each other, but in this example, as in many other cases, there is a trade-off between competing activities. Is the cattle feedlot interfering with the homeowner by creating the stench, or is the homeowner interfering with the feedlot by seeking to shut it down? The legal outcome turns in part on whether the stench constitutes a "nuisance" as defined by law. Economics has a lot to say about this determination.

The fourth example, like the third, raises the question, "What may owners legitimately do with their property?" The difference is that Example 3 concerns a dispute between private owners and Example 4 concerns a dispute between a private owner and a government. The specific question in Example 4 is whether a property owner can develop his land according to his own wishes or must conform to restrictions on development imposed by a local government. The general question concerns the extent to which government may constrain a private owner's use of her property. We will show that economics has a lot to say about government's regulating and taking private property.

In the last example, one property owner has encroached on the land of another, but that encroachment has gone undetected and without apparent harm for many years. The question raised by this example concerns the remedy for trespass.



Should the owner be denied a remedy because the trespass has persisted for so long? Alternatively, should the court award compensatory damages to the owner? Or should the court enjoin the trespasser and force him to move his house? As we shall see, economics predicts the effects of various remedies and thus provides a powerful tool for choosing the best one.

The examples raise these four fundamental questions of property law:

1. How are ownership rights established?
2. What can be privately owned?
3. What may owners do with their property?
4. What are the remedies for the violation of property rights?

In the next two chapters we shall be using economics to answer these questions. Traditional legal scholarship on property law is notoriously weak in its use of theory, at least in comparison to contracts and torts.<sup>3</sup> This fact contributes to the feeling of many students that the common law of property is diffuse and unorganized. Through economics it is possible to give the subject more coherence and order. In this chapter we concentrate on developing fundamental tools for the economic analysis of property: bargaining theory, public goods theory, and the theory of externalities. In the next chapter we apply these tools to a large number of property laws and institutions.

## I. THE LEGAL CONCEPT OF PROPERTY

From a legal viewpoint, property is a *bundle of rights*. These rights describe what people may and may not do with the resources they own: the extent to which they may possess, use, develop, improve, transform, consume, deplete, destroy, sell, donate, bequeath, transfer, mortgage, lease, loan, or exclude others from their property. These rights are not immutable; they may, for example, change from one generation to another. But at any point in time, they constitute the detailed answer of the law to the four fundamental questions of property law listed above.

Two facts about the bundle of legal rights constituting ownership are fundamental to our later understanding of property. First, the owner is free to exercise the rights over his or her property, by which we mean that no law forbids or requires the owner to exercise those rights. In our example at the beginning of the chapter, Parsley can farm his land or leave it fallow, and the law is indifferent as to which he chooses to do. Second, others are forbidden to interfere with the owner's exercise of his rights. Thus, if Parsley decides to farm his land, Potatoes cannot put stones in the way of the plow. This protection is needed against two types of interlopers—private persons and the government.

---

<sup>3</sup> In contracts and torts there was a classical theory that dominated American law at the beginning of the 20<sup>th</sup> century. The introductory chapters on contracts and torts describe these classical theories. There was, however, no classical theory of property of comparable coherence, detail, or stature. Instead there is a long philosophical tradition of analyzing the institution of property at a very abstract level. Some of these philosophical theories of property are described in the appendix to this chapter.



The legal conception of property is, then, that of a bundle of rights over resources that the owner is free to exercise and whose exercise is protected from interference by others. Thus, property creates a zone of privacy in which owners can exercise their will over things without being answerable to others, as stressed in the preceding quote from Blackstone. These facts are sometimes summarized by saying that property gives owners liberty over things.

This general definition of property is compatible with many different theories of what particular rights are to be included in the protected bundle and of how to protect those rights. It is also consistent with different accounts of the responsibilities that a person assumes by becoming an owner. The law has tended to look beyond itself to philosophy for help in deciding which rights to include in the bundle of property rights. In the appendix to this chapter we discuss some of these philosophical approaches.

In the approach taken in this chapter, we focus on how alternative bundles of rights create incentives to use resources efficiently. An efficient use of resources maximizes the wealth of a nation. We begin by showing how the right to exchange property contributes to the nation's wealth.

## II. BARGAINING THEORY<sup>4</sup>

To develop an economic theory of property, we must first develop the economic theory of bargaining games. At first you may not see the relevance of this theory to property law, but later you will recognize that it is the very foundation of the economic theory of property. The elements of bargaining theory can be developed through an example of a familiar exchange—selling a used car. Consider these facts:

Adam, who lives in a small town, has a 1957 Chevy convertible in good repair. The pleasure of owning and driving the car is worth \$3000 to Adam. Blair, who has been coveting the car for years, inherits \$5000 and decides to try to buy the car from Adam. After inspecting the car, Blair decides that the pleasure of owning and driving it is worth \$4000 to her.

According to these facts, an agreement to sell will enable the car to pass from Adam, who values it at \$3000, to Blair, who values it at \$4000. The potential seller values the car less than the potential buyer, so there is scope for a bargain. Assuming that exchanges are voluntary, Adam will not accept less than \$3000 for the car, and Blair will not pay more than \$4000, so the sale price will have to be somewhere in between. A reasonable sale price would be \$3500, which splits the difference.

The logic of the situation can be clarified by restating the facts in the language of game theory. The parties to the kind of game represented by this example can *both* benefit from cooperating with each other. To be specific, they can move a resource (the car) from someone who values it less (Adam) to someone who values

<sup>4</sup> Bargaining theory is a form of game theory. See the section on game theory in Chapter 2 for some useful background information.



it more (Blair). Moving the resource in this case from Adam, who values it at \$3000, to Blair, who values it at \$4000, will create \$1000 in value. The *cooperative surplus* is the name for the value created by moving the resource to a more valuable use. Of course, the share of this surplus that each party receives depends on the price at which the car is sold. If the price is set at \$3500, each will enjoy an equal share of the value created by the exchange, or \$500. If the price is set at \$3800, the value will be divided unequally, with Adam enjoying 4/5 or \$800, and Blair enjoying 1/5 or \$200. Or if the price is set at \$3200, Adam will enjoy \$200 or 1/5 of the value created, whereas Blair will enjoy \$800 or 4/5.

The parties typically bargain with each other over the price. In the course of negotiating, the parties may assert facts (“The motor is mechanically perfect . . .”), appeal to norms (“\$3700 is an unfair price . . .”), threaten (“I won’t take less than \$3500 . . .”), and so forth. These are the tools used in the art of bargaining. The fact that the parties can negotiate is an advantage of bargaining or cooperative games relative to other games (called *noncooperative* games), such as the famous Prisoner’s Dilemma, which we examined in Chapter 2. Even when negotiation is possible, however, there is no guarantee that it will succeed. If the negotiations break down and the parties fail to cooperate, their attempt to shift resources to a more valuable use will fail, and they will not create value. Thus, the obstacle to creating value in a bargaining game is that the parties must agree on how to divide it. Value will be divided between them at a rate determined by the price at which the car is sold. Agreement about the car’s price marks successful negotiations, whereas disagreement marks a failure in the bargaining process.

To apply game theory to this example, let us characterize the possible outcomes as a cooperative solution and a noncooperative solution. The cooperative solution is the one in which Adam and Blair reach agreement over a price and succeed in exchanging the car for money. The noncooperative solution is the one in which they fail to agree on a price and fail to exchange the car for money. To analyze the logic of bargaining, we must first consider the consequences of noncooperation. If the parties fail to cooperate, they will each achieve some level of well-being on their own. Adam will keep the car and use it, which is worth \$3000 to him. Blair will keep her money—\$5000—or spend it on something other than the car. For simplicity, assume that the value she places on this use of her money is its face value, specifically, \$5000. Thus, the payoffs to the parties in the noncooperative solution, called their *threat values*, are \$3000 for Adam (the value to him of keeping the car) and \$5000 to Blair (the amount of her cash). The total value of the noncooperative solution is  $\$3000 + \$5000 = \$8000$ .

In contrast, the cooperative solution is for Adam to sell the car to Blair. Through cooperation, Blair will own the car, which is worth \$4000 to her, and in addition, the two parties will each end up with a share of Blair’s \$5000. For example, Adam might accept \$3500 in exchange for the convertible. Blair then has the car, worth \$4000 to her, and \$1500 of her \$5000. Thus, the value of the cooperative solution is \$4000 (the value of the car to Blair) + \$1500 (the amount that Blair retains of her original \$5000) + \$3500 (the amount received by Adam for the car) = \$9000. The surplus from cooperation is the difference in value between cooperation and noncooperation:  $\$9000 - \$8000 = \$1000$ .



In any voluntary agreement, each player must receive at least the threat value or there is no advantage to cooperating. A reasonable solution to the bargaining problem is for each player to receive the threat value plus an equal share of the cooperative surplus: specifically, \$3500 for Adam and \$5500 for Blair.<sup>5</sup> To accomplish the division, Blair should pay Adam \$3500 for the car. This leaves Adam with \$3500 in cash and no car, and leaves Blair with a car worth \$4000 to her and \$1500 in cash.

**QUESTION 4.1:** Suppose Adam receives a bid of \$3200 from a third party named Clair. How does Clair's bid change the threat values, the surplus from cooperation, and the reasonable solution?

We have explained that the process of bargaining can be divided into three steps: establishing the threat values, determining the cooperative surplus, and agreeing on terms for distributing the surplus from cooperation. These steps will be used in the next section to understand the origins of the institution of property.

Before proceeding, however, we must warn you about a common problem in the economic analysis of law. In general, economic analysis sometimes uses morally or legally insensitive language to describe useful concepts. "Threat value" is an example. "Threat" connotes "coercion" and coercion often voids a contract or constitutes a tort or crime. If you are speaking to a judge or juror, do not say "threat" unless you intend to connote illegality. This is one example where you will need to substitute other terms for economic language. Refusing to cooperate with the other party and going alone is usually legal. Instead of "threat value" you might try the phrase "*fallback position*" or "*go-it-alone value*."

### III. THE ORIGINS OF THE INSTITUTION OF PROPERTY: A THOUGHT EXPERIMENT

The bargaining model shows how cooperation can create a surplus that benefits everyone. This type of reasoning can be used to perform a thought experiment that is helpful in understanding the origins of property.

<sup>5</sup> Economists have long struggled with the fact that self-interested rationality alone does not seem sufficient to determine the distribution of the cooperative surplus. That is why we use the term *reasonable solution*, which invokes social norms, rather than *rational solution*. To see the difference, consider this *rational* account of the division of the cooperative surplus. Suppose that somehow Adam knows that the cooperative surplus resulting from an agreement between Blair and him is \$1000. Being perfectly rational, he says to Blair that he will sell the car to her for \$3995. And, further, he explains to her why she should accept that price, even though it gives Adam \$995 of the cooperative surplus and Blair, \$5: "If you do not accept that price, I will not do business with you, in which case you will realize \$0 worth of cooperative surplus. At the \$3995 price, you get \$5 of the cooperative surplus and that surely is better than nothing." Leaving aside all the strategic reasons that Blair might balk at this (Will Adam *really* walk away if she refuses?), this division of the cooperative surplus is perfectly rational, but it may not be reasonable. In fact, carefully controlled experiments have demonstrated that most people would *not* accept Adam's offer, rational though it be.





### A CIVIL DISPUTE AS A BARGAINING GAME

Because trials are costly, both parties can usually gain by settling out of court. That is why so few disputes ever come to trial. As we will see in Chapter 10, the best current estimate is that approximately 5 percent of all disputes that reach the stage of filing a legal complaint in the United States actually result in litigation. Here is a problem in which you must apply bargaining theory to a civil dispute:

**FACTS:** Arthur alleges that Betty borrowed a valuable kettle and broke it, so he sues to recover its value, which is \$300. The facts are very confusing. Betty contends that she did not borrow a kettle from Arthur; even if it is proved that she borrowed a kettle from Arthur, she contends it is not broken; even if it is proved that she borrowed a kettle from Arthur and that it is broken, she contends that she did not break it.

Assume that because the facts in the case are so unclear, Arthur and Betty independently believe that the chances of either side's winning in court are an even 50 percent. Further assume that litigation in small claims court will cost each party \$50 and that the costs of settling out of court are nil. So, cooperation in this case is a matter of settling out of court and saving the cost of a trial. Noncooperation in this case means trying the dispute.

#### QUESTION 4.2:

- a. What is Arthur's threat value?
- b. What is Betty's threat value?
- c. If Arthur and Betty cooperate together in settling their disagreement, what is the net cost of resolving the dispute?
- d. What is the cooperative surplus?
- e. A reasonable settlement would be for Betty to pay Arthur \_\_\_\_.
- f. Suppose that instead of both sides' believing that there is an even chance of winning, both sides are optimistic. Specifically, Arthur thinks that he will win with probability  $2/3$ , and Betty thinks that she will win with probability  $2/3$ .
  1. What is Arthur's putative threat value (what he believes he can secure on his own without Betty's cooperation)?
  2. What is Betty's putative threat value (what she believes she can secure on her own without Arthur's cooperation)?
  3. The putative cooperative surplus equals \_\_\_\_.
  4. Describe the obstacle to settlement in a few words.

Let us imagine a simplified world in which there are people, land, farm tools, and weapons but no courts and no police. In this imaginary world, government does not vindicate and protect the rights to property asserted by the people who live on the land. Individuals, families, or alliances of families enforce property rights to the extent that they defend their land holdings. People must decide how many resources to devote to defending their property claims. Rational people allocate their limited resources so that, as we saw in Chapter 2, the marginal cost of



defending land is just equal to the marginal benefit. This means that at the margin, the value of the resources used for military ends (the marginal benefit) equals their value when used for productive ends, such as raising crops and livestock (marginal [opportunity] cost). For example, the occupants are rational if allocating a little more time to patrolling the perimeter of the property preserves as much additional wealth for the defenders as they would enjoy by allocating a little more time to raising crops. The same statement could be made about allocating land between crops and fortifications, or about beating metal into swords or plowshares.

These facts describe a world in which farming and fighting are individually rational. But are they socially efficient? In Chapter 2 we offered the following definition of inefficient production: the same (or fewer) inputs could be used to produce a greater (or the same) total output. Can some mechanism be found that uses fewer resources to achieve the same level of protection for property claims? One possible mechanism is law. Suppose that the costs of operating this system of property rights are less than the sum of all individual costs of private defense. Such a mechanism would allow the transfer of resources from fighting to farming. For example, the landowners might create a government to protect their property rights at lower cost in individual taxes than each individual spends on fighting. The savings might come from economies of scale in having one large army in the society to defend everyone, rather than many small, privately owned armies.<sup>6</sup> In other words, there may be a natural monopoly on force.

We could imagine the parties bargaining together over the terms for establishing a government to recognize and enforce their property rights. They are motivated by the realization that there are economies of scale in protecting property. By reaching an agreement to have one government backed by one army, everyone can enjoy greater wealth and security. The bargain eventually reached by such negotiations is called the *social contract* by philosophers because it establishes the basic terms for social life.<sup>7</sup> It would be rational for the parties negotiating the social contract to take account of other rights of owners besides the right to exclude. Many of the rights that are currently in the bundle called property could be considered, such as the right to use, transfer, and transform. Indeed, many rights other than property rights could be a part of the social contract, such as freedom of speech and freedom of religion, but they do not concern us in this chapter.

The same bargaining model used to explain the sale of a secondhand car can be applied to this thought experiment, in which a primitive society develops a

<sup>6</sup> Recall that economies of scale occur when the cost per unit (or average cost of production) declines as the total amount of output increases. A production technology for which the unit costs are falling at every level of production, even very large levels, is called a *natural monopoly* because a larger producer can sell at a lower price than any smaller producer.

<sup>7</sup> The social contract has usually been thought of as a logical construct, but some theorists have used it to explain history. For example, it has been argued that feudalism in the Middle Ages corresponds roughly to the conditions of our imaginary world. The economic factors that caused this system to be replaced in some parts of Western Europe by a system of private property rights enforced by a central government are discussed in DOUGLASS C. NORTH & ROBERT PAUL THOMAS, *THE RISE OF THE WESTERN WORLD* (1973).



system of property rights. First, a description is given of what people would do in the absence of civil government, when military strength alone established ownership claims. That situation—called the *state of nature*—corresponds to the threat values of the noncooperative solution, which prevails if the parties cannot agree. Second, a description is given of the advantages of creating a government to recognize and enforce property rights. Civil society, in which such a government exists, corresponds to the game's cooperative solution, which prevails if the parties can agree. The social surplus, defined as the difference between the total amount spent defending land in the state of nature and the total cost of operating a property-rights system in civil society, corresponds to the cooperative surplus in the game. Third, an agreement describes the methods for distributing the advantages from cooperation. In the car example, this agreement arises from the price that the buyer offers and the seller accepts. In the thought experiment, this agreement arises from the social contract that includes the fundamental laws of property.

To see the parallel more clearly, imagine that our world consists of only two people, *A* and *B*. In a state of nature, each one grows some corn, steals corn from the other party, and defends against theft. Each of the parties has different levels of skill at farming, stealing, and defending. Their payoffs in a state of nature are summarized in Table 4.1. Taken together, *A* and *B* produce 200 units of corn, but it gets reallocated by theft. For example, *A* steals 40 units of corn from *B* and loses 10 units of corn to *B* through theft. Notice that *A* ultimately enjoys 80 units of corn, and *B* enjoys 120 units, after taking into account the gains and losses from theft.

Instead of persisting in a state of nature, *A* and *B* may decide to enter into a cooperative agreement, recognize each other's property rights, and adopt an enforcement mechanism that puts an end to theft. Let us assume that cooperation will enable them to devote more resources to farming and fewer resources to fighting, so that total production will rise from 200 units to 300 units. 100 units thus constitutes the social or cooperative surplus. In civil society there will be a mechanism for distributing the surplus from cooperation, such as government taxes and subsidies. The parties must decide through bargaining how this is to be done. A reasonable division of that surplus gives each party an equal share. So, in civil society, each party receives half the cooperative surplus plus the individual net consumption in the state of nature, which is each party's threat value. These facts are summarized in Table 4.2.

**Table 4.1**  
**The State of Nature**

<b>FARMER</b>	<b>CORN GROWN</b>	<b>CORN GAINED BY THEFT</b>	<b>CORN LOST THROUGH THEFT</b>	<b>NET CORN CONSUMPTION</b>
A	50	40	−10	80
B	150	10	−40	120
Totals	200	50	−50	200



**Table 4.2**  
**Civil Society**

<i>FARMER</i>	<i>THREAT VALUE</i>	<i>SHARE OF SURPLUS</i>	<i>NET CORN CONSUMPTION</i>
A	80	50	130
B	120	50	170
Totals	200	100	300

What is the meaning of this “thought experiment” concerning the origins of property? Read literally, you might conclude that individuals or tribes acquire government by meeting together and agreeing to create a system of law, including property rights. This literal reading is bad history and bad anthropology. Instead of a contract, a system of property law can begin with a military conquest, a rebellion against feudalism, or the disintegration of communism. Instead of history, the thought experiment is really about processes that go on all the time.

In a changing society, new forms of property arise continually. To illustrate, property law for underground gas and the electromagnetic spectrum (radio and television broadcasting) developed in the United States during the last century, and property law for computer software, music, video, and other material on the Internet, and genetically engineered forms of life developed in the last decade. The need for a new form of property law arises in situations corresponding to our thought experiment. For example, like corn, digital music can be stolen. Without effective property law, people invest a lot of resources in stealing that music or trying to prevent its theft. These efforts redistribute music, rather than invent or manufacture it. Now the United States has property law that prevents the stealing of digital music. The imposition of these laws may have greatly stimulated the production of music. So, our thought experiment is really a parable about the incentive structure that motivates societies to continually create property.

The first question that we posed about property law is, “How are property rights established?” This is a question about how an owner acquires the legal right to property. Our thought experiment answers the question, “Why are ownership rights established?” This is a question about why a society creates property as a legal right. The two questions are closely connected. Societies create property as a legal right to encourage production, discourage theft, and reduce the costs of protecting goods. Law prescribes various ways that someone can acquire a property right, such as by finding and purchasing land with natural gas beneath it, inventing a computer program, or discovering sunken treasure.

We now turn to the elaboration of how bargaining theory can help the law prescribe ways for the acquisition of property that also encourage production, or discourage theft, and reduce the costs of protecting goods.

**QUESTION 4.3:**

- a. Is the cooperative solution *fair*? Can the resulting inequality in civil society be justified? To answer these questions, draw on your intuitive



- ideas of fairness or, better still, a concept of fairness developed by a major philosopher such as Hobbes, Locke, Rawls, or Aristotle.
- b. Suppose that the bargaining process did not allow destructive threats, such as the threat to steal. How might this restriction affect the distribution of the surplus?
  - c. What is the difference between the principle, “To each according to his threat value,” and this principle, “To each according to his productivity”?

#### IV. AN ECONOMIC THEORY OF PROPERTY

The fact that the same theory of bargaining can be applied to selling a used car or creating a civil society is proof of that theory’s generality and power. Indeed, bargaining theory is so powerful that, as this section will show, it serves as the basis for an economic theory of property and of property law. Let us briefly summarize where we are going.

By bargaining together, people frequently agree on the terms for interacting and cooperating. But sometimes the terms for interacting and cooperating are imposed on people from the outside—for example, by law. The terms are often more efficient when people agree on them than when a lawmaker imposes them. It follows that law is unnecessary and undesirable where bargaining succeeds, and that law is necessary and desirable where bargaining fails.

These propositions apply to the four questions about property that we asked above. In certain circumstances we do not need property law to answer the four questions that we posed at the beginning of this chapter. Rather, in those special circumstances, private bargaining will establish what things are property, who has claims to that property, what things an owner may and may not do with the property, and who may interfere with an owner’s property. The special circumstances that define the limits of law are specified in a remarkable proposition called the *Coase Theorem*. This theorem, to which we now turn, helped to found the economic analysis of law and won its inventor the Nobel Prize in economics.

##### A. The Coase Theorem<sup>8</sup>

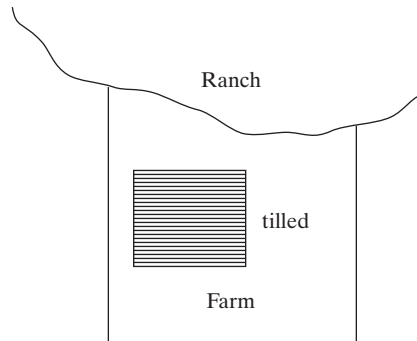
Different commentators formulate the Coase Theorem differently. We will expound a simple version of the theorem and then acquaint you with some of the commentary.

Consider the example of the rancher and the farmer as depicted in Figure 4.1. A cattle rancher lives beside a farmer. The farmer grows corn on some of his land

<sup>8</sup> The theorem is discussed in Professor Ronald H. Coase’s *The Problem of Social Cost*, 3 J. LAW & ECON. 1 (1960). The article has been reprinted in numerous legal & economic anthologies, notably R. BERRING ED., GREAT AMERICAN LAW REVIEWS (1984) (a compendium of the 22 “greatest” articles published in the United States’ law reviews before 1965).



FIGURE 4.1



and leaves some of it uncultivated. The rancher runs cattle over all of her land. The boundary between the ranch and the farm is clear, but there is no fence. Thus, from time to time the cattle wander onto the farmer's property and damage the corn. The damage could be reduced by building a fence, continually supervising the cattle, keeping fewer cattle, or growing less corn—each of which is costly. The rancher and the farmer could bargain with each other to decide who should bear the cost of the damage. Alternatively, the law could intervene and assign liability for the damages.

There are two specific rules the law could adopt:

1. The farmer is responsible for keeping the cattle off his property, and he must pay for the damages when they get in (a regime we could call "ranchers' rights" or "open range"), or
2. The rancher is responsible for keeping the cattle on her property, and she must pay for the damage when they get out ("farmers' rights" or "closed range").

Under the first rule, the farmer would have no legal recourse against the damage done by his neighbor's cattle. To reduce the damage, the farmer would have to grow less corn or fence his corn fields. Under the second rule, the rancher must build a fence to keep the cattle on her property. If the cattle escape, the law could ascertain the facts, determine the monetary value of the damage, and make the rancher pay the farmer.

Which law is better? Perhaps you think that fairness requires injurers to pay for the damage they cause. If so, you will approach the question as traditional lawyers do, by thinking about causes and fairness. The rancher's cows harm the farmer's crops, but the farmer's crops do not harm the rancher's cows. The cause of the harm runs from rancher to farmer, and many people believe that fairness requires the party who causes harm to pay for it.

Professor Coase, however, answered in terms of *efficiency*. All other things equal, we would like the legal rule to encourage efficiency in both ranching and farming. This approach yielded a counterintuitive conclusion, which can be



explained using some numbers. Suppose that, without any fence, the invasion by the cattle costs the farmer \$100 per year in lost profits from growing corn. The cost of installing and maintaining a fence around the farmer's corn fields is \$50 per year, and the cost of installing a fence around the ranch is \$75 per year. Thus, we are assuming that damage of \$100 can be avoided at an annual cost of \$50 by the farmer or \$75 by the rancher. Obviously, efficiency requires the farmer to build a fence around his corn fields, rather than the rancher to build a fence around her ranch.

Now, consider what will happen under either legal rule. Under the first legal rule (ranchers' rights), the farmer will bear damage of \$100 each year from the wandering cattle. He can eliminate this damage at a cost of \$50 per year, for a net savings of \$50 per year. Therefore, the first rule will cause the farmer to build a fence around his corn fields. Under the second rule (farmers' rights), the rancher can escape liability for \$100 at a cost of \$75. Consequently, the second rule will cause the rancher to build a fence around her ranch, thus saving \$25. Apparently, the first rule, which saves \$50, is more efficient than the second rule, which saves \$25. But this efficiency is only apparent; it is not real.

We may begin our understanding of this apparent puzzle by first imagining how the rancher and the farmer could have resolved their problem by cooperative bargaining and then comparing that outcome with the apparent outcomes under the different legal rules. Suppose that the farmer and the rancher had fallen in love, married, and combined their business interests. They would then maximize the combined profits from farming and ranching, and these joint profits will be highest when they build a fence around the corn fields, not around the ranch. Consequently, the married couple will build a fence around the corn fields, regardless of whether the law is the first rule or the second rule. In other words, they will cooperate to maximize their joint profits, regardless of the rule of law.

We have seen that the first rule is more efficient than the second if the farmer and the rancher follow the law without cooperating, but that the law makes no difference to efficiency when they cooperate. The farmer and the rancher do not need to get married in order to cooperate. Rational businesspeople can often bargain together and agree on terms of cooperation. By bargaining to an agreement, rather than following the law noncooperatively, the rancher and the farmer can save \$25. That is, if the parties can bargain successfully with each other, the efficient outcome will be achieved, regardless of the rule of law.

Recall that the most efficient outcome is for the farmer to build a fence around his corn fields, and that when the parties simply follow the law without cooperating, the second rule (farmers' rights) leads to the apparent inefficiency of the rancher's building a fence around her ranch. But consider how bargaining might proceed under the second rule:

**RANCHER:** *"The law makes me responsible for any damage that my cattle do to your crops. There would be no damage if there was a fence. I can fence my ranch for \$75 per year, whereas you can fence your corn fields for \$50 per year. Let's make a deal. I'll pay you \$50 per year to fence your corn field."*



**FARMER:** *“If I agree, and you pay me \$50 per year to fence my corn fields, I won’t be any better off than if I did nothing and you had to fence your ranch. However, you’ll save \$25. You shouldn’t receive all of the gains from cooperation. You should give me a share of the gains by paying me more than \$50 per year for fencing my corn fields.”*

**RANCHER:** *“OK. Let’s split the savings from cooperation. I’ll pay you \$62.50 per year, and you build the fence. That way we’ll each receive half of the \$25 gained by cooperating.”*

**FARMER:** *“Agreed.”*

Note the important implication: cooperation leads to the fence’s being built around the *farmer’s* corn fields, despite the fact that the second legal rule (farmers’ rights) was controlling. The efficiency of the first legal rule is apparent, not real. Note, also, the parallel between bargaining over the right of ownership of a used car from earlier in the chapter and the rights of ownership of land. Adam owns the car, and Blair values it more than Adam. By bargaining to an agreement, they can create a surplus and divide it between them. Similarly, the second legal rule imposes an obligation on the rancher to constrain her cattle, but the farmer can constrain them at less cost than the rancher. By bargaining to an agreement, both parties can save costs and divide the savings between them.<sup>9</sup>

Let’s generalize what we have learned from this exercise. When one activity interferes with another, the law must decide whether one party has the right to interfere or whether the other party has the right to be free from interference. Fairness apparently requires the party who causes harm to pay for it. In contrast, efficiency requires allocating the right to the party who values it the most. When the parties follow the law noncooperatively, the legal allocation of rights matters to efficiency. When the parties bargain successfully, the legal allocation of rights does not matter to efficiency. Given successful bargaining, the use of resources (the placement of a fence, the number of cattle run, the extent of land planted in corn fields, and so forth) is efficient, regardless of the legal rule.

We have discussed “successful bargaining,” but we have not discussed why bargains sometimes succeed and sometimes fail. Bargaining occurs through communication between the parties. Communication has various costs, such as renting

<sup>9</sup> The bargaining situation is quite different if the law adopts the first rule (ranchers’ rights), rather than the second rule (farmers’ rights). Under the first rule, the farmer is responsible for building a fence to keep the cattle out of his corn fields. In these circumstances, cooperation between the farmer and the rancher does not save costs relative to following the law noncooperatively. Consequently, under the first rule, the farmer will go ahead and build the fence, without any bargaining. The first rule has an analogy in the used-car example. Recall that Blair values the car more than Adam does, which is why a surplus can be created by Adam’s selling the car to Blair. If Blair initially owns the car, there is nothing to be gained by bargaining with Adam or cooperating with him. Thus, Blair’s owning the car is analogous to ranchers’ rights. In the car example, there is no scope for a bargain because the party who values the car the most already owns it; in the cattle-corn example, there is no scope for a bargain because the party who can fence the cattle at least cost already has the duty to build the fence.



a conference room, hiring a stenographer, and spending time in discussion. Coase used the term “transaction costs” to refer to the costs of communicating, as well as to a variety of other costs that we will discuss later. In fact, he used “transaction costs” to encompass *all* of the impediments to bargaining. Given this definition, bargaining *necessarily* succeeds when transaction costs are zero. We can summarize this result by stating this version of the Coase Theorem:

When transaction costs are zero, an efficient use of resources results from private bargaining, regardless of the legal assignment of property rights.

Now we must relate the Coase Theorem to our larger project of developing an economic theory of property. The theorem states abstractly what our example showed concretely: if transaction costs are zero, then we do not need to worry about specifying legal rules regarding property in order to achieve efficiency. Private bargaining will take care of such issues as which things may be owned, what owners may and may not do with their property, and so on. By specifying the circumstances under which property law is unimportant to efficient resource use, the Coase Theorem specifies implicitly when property law *is* important. To make the point more explicit, we posit this corollary to the Coase Theorem:

When transaction costs are high enough to prevent bargaining, the efficient use of resources will depend on how property rights are assigned.

To appreciate the corollary, let us return to the rancher and the farmer. Bargaining to an agreement requires communication. Assume that communication is costly. Specifically, assume that the transaction costs of bargaining are \$35. Transaction costs must be subtracted from the surplus in order to compute the net value of cooperating. Suppose that the second legal rule (farmers’ rights) prevails, so that a surplus of \$25 can be achieved by an agreement that the rancher will pay the farmer to fence the corn fields. The net value of the bargain is the cooperative surplus minus the transaction costs— $\$25 - \$35 = -\$10$ . Recognizing that the net value of the bargain is negative, the parties will not bargain. If the parties do not bargain, they will follow the law noncooperatively. Specifically, the farmer will assert his right to be free from invasions of cattle, and the rancher will fence the ranch, which is inefficient. In order to avoid this inefficiency, the law would have to adopt the first rule (ranchers’ rights), in which case the parties will not bargain, and they will achieve efficiency by following the law noncooperatively.

**QUESTION 4.4:** Suppose that a railroad runs beside a field in which commercial crops are grown. The railroad is powered by a steam locomotive that spews hot cinders out of its smokestack. From time to time those cinders land on the crops nearest to the track and burn them to the ground. Assume that each year, the farmer whose crops are burned loses \$3000 in profits, and that the annual cost to the railroad of installing and maintaining a spark-arrester that would prevent any damage to the crops is \$1750. Does it matter to the efficient use of the farmer’s land or to the efficient operation of the railroad whether the



law protects the farmer from invasion by sparks or allows the railroad to emit sparks without liability? Why or why not?

The Coase Theorem is so remarkable that many people have questioned it. Although we cannot discuss this rich literature here, we have embodied some of the most important points in the following questions:

**QUESTION 4.5: The long run.** Some commentators thought that the Coase Theorem might be true in the short run but not in the long run. In the example of the farmer and the rancher, changing the use of fields takes time. For example, to convert a field from grazing land to farmland, the farmer must fence and plough the land. The efficiency of the Coase Theorem in the long run depends on the ability of private bargaining to accommodate any additional costs of altering resource use over long time periods as relative prices and opportunity costs change. Discuss some ways that a contract for long-run cooperation between the rancher and the farmer would differ from a contract for short-run cooperation.

**QUESTION 4.6: Invariance.** With zero transaction costs, the farmer fences the corn field rather than the rancher fencing the ranch—regardless of the rule of law. Notice that in this example, the use of the fields for cattle-ranching and corn-growing is the same, regardless of the initial assignment of property rights. This version of the Coase Theorem is called the *invariance* version (because the use of resources is *invariant* to the assignment of property rights). This version turns out to be a special case. The more general case is one in which the resource allocation will be *efficient* (but not necessarily identical), regardless of the assignment of property rights. There will be a Pareto-efficient allocation of goods and services, but it may be different from the Pareto-efficient allocation that would have resulted from assigning that same entitlement to someone else.

To illustrate, assume that farmers like to eat more corn and less beef, whereas ranchers like to eat more beef and less corn. Assume that farmers and ranchers own their own land, that transaction costs are zero, and that fence is costly relative to their incomes. The change from “ranchers’ rights” to “farmers’ rights” will increase the income of farmers and decrease the income of ranchers. Consequently, the demand for corn will increase, and the demand for beef will decrease. Greater demand for corn requires the planting and fencing of more corn fields. Thus, the change in law causes the building of more fences. Remember the distinction between “price effects” and “income effects” in demand theory? Can you use these concepts to explain this example?<sup>10</sup>

<sup>10</sup>On the various versions of the Coase Theorem, see Robert D. Cooter, “The Coase Theorem,” in *THE NEW PALGRAVE: A DICTIONARY OF ECONOMICS* (1987). On the special assumptions underlying the invariance version of the Coase Theorem, see the graphical treatment in Thomas S. Ulen, *Flogging a Dead Pig: Professor Posin on the Coase Theorem*, 38 *WAYNE L. REV.* 91 (1991).



**QUESTION 4.7: Endowment effects.** Surveys and experiments reveal that people sometimes demand much more to give up something that they have than they would be willing to pay to acquire it. To illustrate, contrast a situation in which people have an opportunity to “sell” the clean air that they currently enjoy to a polluter to the situation in which people currently not enjoying clean air have an opportunity to “buy” clean air from a polluter. Evidence suggests that people may demand a higher price to “sell” a right to clean air than they would pay to “buy” the same right. An *endowment* is an initial assignment of ownership rights. The divergence between buying and selling price is called an *endowment effect* because the price varies depending on the initial assignment of ownership.

Why might farmers place a different value on the right to be free from straying cattle depending on whether they were selling or buying that right? Is it rational to place different values on those rights? How do these flip-flops in the relative valuation complicate an efficiency analysis of the assignment of property rights?

**QUESTION 4.8: Social norms.** Social norms often evolve to cope with external costs, without bargaining or law. For example, a social norm in a county in northern California requires that ranchers assume responsibility for controlling their cattle, even though parts of the county are “open range” (i.e., areas in which legal responsibility rests with farmers). Furthermore, the ranchers and farmers in this county apparently do not engage in the kind of bargaining envisioned by the Coase Theorem. How damaging are these facts to Coase’s analysis? Why would you expect neighbors in long-run relationships to adopt efficient norms to control externalities?<sup>11</sup>

#### WEB NOTE 4.1



There is more on the Coase Theorem at our website, where we pose additional questions and describe some experimental studies designed to test the Coase Theorem.

## B. The Elements of Transaction Costs

What are transaction costs? Are they ever really negligible? We cannot use the Coase Theorem to understand law without answering these questions. Transaction costs are the costs of exchange. An exchange has three steps. First, an exchange partner has to be located. This involves finding someone who wants to buy what you are selling or sell what you are buying. Second, a bargain must be struck between the exchange partners. A bargain is reached by successful negotiation, which may include the drafting of an agreement. Third, after a bargain has been

<sup>11</sup> See ROBERT ELLICKSON, ORDER WITHOUT LAW (1991).



reached, it must be enforced. Enforcement involves monitoring performance of the parties and punishing violations of the agreement. We may call the three forms of transaction costs corresponding to these three steps of an exchange: (1) search costs, (2) bargaining costs, and (3) enforcement costs.

**QUESTION 4.9:** Classify each of the following examples as a cost of searching, bargaining, or enforcing an agreement to purchase a 1957 Chevrolet:

- a. Hagglng over the price.
- b. Collecting the monthly payments for the purchase of the car.
- c. Taking time off from work for the buyer and seller to meet.
- d. Purchasing an advertisement in the “classified” section of the newspaper.
- e. Purchasing a newspaper to obtain the “classified” section.
- f. The buyer asking the seller questions about the car’s ignition system.

When are transaction costs high, and when are they low? Consider this question by looking at the three elements of the costs of exchange. Search costs tend to be high for unique goods or services, and low for standardized goods or services. To illustrate, finding someone who is selling a 1957 Chevrolet is harder than finding someone who is selling a soft drink.

Turning from search costs to bargaining costs, note that our examples of bargaining assumed that both parties *know* each other’s threat values and the cooperative solution. Game theorists say that information is “public” in negotiations when each party knows these values. (Game theorists refer to these negotiations as “common knowledge” situations.) Conversely, information is “private” when one party knows some of these values and the other does not. If the parties know the threat values and the cooperative solution, they can compute reasonable terms for cooperation. In general, public information facilitates agreement by enabling the parties to compute reasonable terms for cooperation. Consequently, negotiations tend to be simple and easy when information about the threat values and the cooperative solution is public. To illustrate, negotiations for the sale of a watermelon are simple because there is not much to know about it.

Negotiations tend to be complicated and difficult when information about threat values and the cooperative solution is private. Private information impedes bargaining because much of it must be converted into public information before computing reasonable terms for cooperation. In general, bargaining is costly when it requires converting a lot of private information into public information. To illustrate, negotiations for the sale of a house involve many issues of finance, timing, quality, and price. The seller of a house knows a lot more about its hidden defects than the buyer knows, and the buyer knows a lot more about his or her ability to obtain financing than the seller knows. Each attempts to extract these facts from the other over the course of negotiations. To a degree, the parties may want to divulge some information. But they may be reluctant to divulge all. Each party’s share of the cooperative surplus depends, in part, on keeping some information private. But concluding the bargain requires making some information public. Balancing these conflicting pulls is difficult and potentially costly.



There is an extensive literature on bargaining games, including a large number of carefully constructed experiments testing the Coase Theorem.<sup>12</sup> One of the most robust conclusions of these experiments is that bargainers are more likely to cooperate when their rights are clear and less likely to agree when their rights are ambiguous. Put in more formal terms, bargaining games are easier to solve when the threat values are public knowledge. The rights of the parties define their threat values in legal disputes. One implication of this finding is that property law ought to favor criteria for determining ownership that are clear and simple. The most immediate prescription for efficient property law is to make rights clear and simple. For example, a system for the public registration of ownership claims to land avoids many disputes and makes settlement easier for those that arise. Similarly, the fact that someone possesses or uses an item of property is easy to confirm. In view of this fact, the law gives weight to possession and use when determining ownership. Conversely, unclear ownership rights are a major obstacle to cooperation and a major cause of wasted resources. Thus, squatters who occupy land owned by others in developing countries fail to improve their dwellings because it is not clear that they would own the improvements.

Most of our bargaining examples concern two parties. Communication between two parties is usually cheap, especially when they are near each other. However, many bargains involve three or more parties. Bargaining becomes more costly and difficult as it involves more parties, especially if they are dispersed from one another. This fact may explain why treaties involving many nations are so difficult to conclude.

Finally, the parties may want to draft an agreement, and this may be costly because it must anticipate many contingencies that can arise to change the value of the bargain.

Another obstacle to bargaining is hostility. The parties to the dispute may have emotional concerns that interfere with rational agreement, as when a divorce is bitterly contested. People who hate each other often disagree about the division of the cooperative surplus, even though all the relevant facts are public knowledge. To illustrate, many jurisdictions have rules for dividing property on divorce that are simple and predictable for most childless marriages. However, a significant proportion of these divorces are litigated in court rather than settled by negotiation. In these circumstances, lawyers can facilitate negotiations by interposing themselves between hostile parties.

Even without hostility, however, bargaining can be costly because negotiators may behave unreasonably—for example, by pressing their own advantage too hard (what lawyers refer to as “overreaching”). An essential aspect of bargaining is forming a strategy. In forming a bargaining strategy, each party tries to anticipate

<sup>12</sup> See J. KEITH MURNIGHAN, *BARGAINING GAMES* (1992) for a highly readable summary of this literature. For specific experiments on the Coase Theorem, see Elizabeth Hoffman & Matthew Spitzer, *The Coase Theorem: Some Experimental Tests*, 25 J. LAW & ECON. 73 (1982), and Hoffman & Spitzer, *Experimental Tests of the Coase Theorem with Large Bargaining Groups*, 15 J. LEGAL STUD. 149 (1986). Ian Ayres has recently argued that, contrary to these findings, ambiguous rights induce bargaining. See our website for more.



**Table 4.3**  
**Factors Affecting Transaction Costs**

<i>LOWER TRANSACTION COSTS</i>	<i>HIGHER TRANSACTION COSTS</i>
1. Standardized good or service	1. Unique good or service
2. Clear, simple rights	2. Uncertain, complex rights
3. Few parties	3. Many parties
4. Friendly parties	4. Hostile parties
5. Familiar parties	5. Unfamiliar parties
6. Reasonable behavior	6. Unreasonable behavior
7. Instantaneous exchange	7. Delayed exchange
8. No contingencies	8. Numerous contingencies
9. Low costs of monitoring	9. High costs of monitoring
10. Cheap punishments	10. Costly punishments

how much the opponent will concede. If the parties miscalculate the other party's resolve, each will be surprised to find that the other does not concede, and as a result, negotiations may fail. Miscalculations are likely when the parties do not know each other, when cultural differences obscure communication, or when the parties are committed to conflicting moral positions about fairness.

Enforcement costs, the third and final element of transaction costs, arise when an agreement takes time to fulfill. An agreement that takes no time to fulfill has no enforcement costs. An example is simultaneous exchange, in which I give you a dollar and you give me a watermelon. For complex transactions, monitoring behavior and punishing violations of the agreement can be costly. To illustrate, consider the example from the beginning of this chapter of Bloggs' desire to drain a wetlands on his property in order to develop it as a residential area. Suppose that the city permits him to build on a small part of the wetlands, provided that he does not harm the rest. Officials must watch him to be sure that he keeps his promise. Furthermore, officials may require Bloggs to post bond, which will be confiscated if he harms the rest of the wetlands and returned to him if he completes construction without doing harm. In general, enforcement costs are low when violations of the agreement are easy to observe and punishment is cheap to administer.

Let us summarize what we have learned about transaction costs. Transactions have three stages, each of which has a special type of cost—search costs, bargaining costs, and enforcement costs. These costs vary along a spectrum from zero to indefinitely large, depending on the transaction. Characteristics of transactions that affect their costs are summarized in Table 4.3.

**QUESTION 4.10:** Rank the following six transactions from lowest to highest transaction costs. Explain your ranking by reference to the costs of search, bargaining, and enforcement. (There is no uniquely correct answer.)



- a. getting married
- b. buying an artichoke
- c. acquiring an easement to run a gas line across your neighbor's property
- d. selling a Burger King franchise
- e. going to college
- f. purchasing a warranty for a new car

### C. The Level of Transaction Costs and the Appropriate Legal Rule

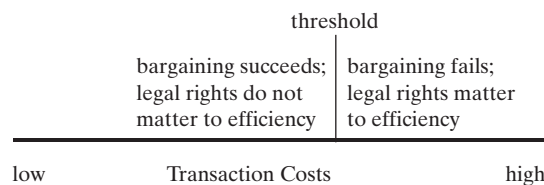
The Coase Theorem holds that the efficient use of resources does not depend on the assignment of property rights in situations of zero transaction costs. This implies that the assignment of property rights might be crucial to the efficient use of resources when transaction costs are *not* zero (an issue to which we shall turn in the next section). In the previous section we said that transaction costs lie along a spectrum between zero and indefinitely large. We must now try to bring this issue to some practical conclusion by being more specific about the relationship between the level of transaction costs and the appropriate legal rule.

Suppose that we first put in graphical form the argument of the previous section that transaction costs lie on a spectrum from zero to infinity—like that shown in Figure 4.2. We may assign any potential transaction to some point on the spectrum, depending on our assessment of the level of transaction costs (as suggested by the factors in Table 4.3). Then we must ask if these costs are low enough for us to let bargaining determine the efficient use of the resources involved or so high that bargaining will fail—so that some alternative to bargaining is required.

There will be a threshold level of transaction costs that divides the spectrum into a region in which bargaining will work and one in which it will not. Figure 4.2 gives an example of where such a threshold line might be drawn. Sometimes the threshold's location is obvious to everyone. For example, when a minor road crosses a main road, the law should prescribe that drivers in the minor road must yield to drivers on the main road. If the law prescribes the opposite result, motorists cannot correct this mistake and avoid the resulting waste. Correction by motorists is impossible because they do not have time to bargain with each other. The conclusion that motorists on the minor road should yield to motorists

FIGURE 4.2

**A threshold level of transaction costs that distinguishes the areas in which the Coase Theorem applies and does not apply.**





on the major road is uncontroversial; sometimes, however, the threshold's location is not obvious and people sharply disagree over policy.

To illustrate by an example from Chapter 9, the law must decide the extent to which injurers must compensate victims for pain and suffering caused by automobile accidents. If victims receive little or no compensation for pain and suffering, the market will not correct the problem because there is no market for pain and suffering insurance. Without insurance for pain and suffering, victims must look to tort liability for compensation. However, legal scholars disagree sharply over whether the absence of insurance for pain and suffering indicates a failure in markets or simply the fact that consumers do not value compensation for pain and suffering enough to pay for it. This disagreement causes legal scholars to disagree over whether compensation for pain and suffering should be high as in the United States or relatively low as in Germany.

**QUESTION 4.11:** Consider the right to smoke or to be free from smoke in the following situations. In which situations do you think that transaction costs are so high that they preclude private bargains, and in which cases do you think that transaction costs are low enough for private bargains to occur? Explain your answer.

- a. smoking in a private residence
- b. smoking in a public area, such as a shopping mall, an indoor arena or concert hall, or an outdoor stadium
- c. smoking in hotel rooms
- d. smoking on commercial airline flights

What sorts of arguments will the two people make for and against a bargaining or more interventionist means of dealing with each issue? To what extent are social norms, not law, determinative of the outcome?

## D. The Normative Coase and Hobbes Theorems

We have been speaking thus far as if the Coase Theorem's only lesson for property law is that the law should determine the level of transaction costs and react accordingly. But we can go further.

Thus far, we have spoken of transaction costs as if they are exogenous to the legal system—that is, as if they are determined solely by objective characteristics of bargaining situations outside the domain of the law. This is not always the case. Some transaction costs are *endogenous* to the legal system in the sense that legal rules can lower obstacles to private bargaining. The Coase Theorem suggests that the law can encourage bargaining by lowering transaction costs.

To illustrate numerically, if the surplus from exchange is \$25 and transaction costs are \$30, then the parties can obtain a net benefit of  $\$25 - \$30 = -\$5$  from a private agreement. In other words, at least one of the parties will lose from private exchange. A rational person will not voluntarily trade at a loss. So private exchange will not occur among rational people when the net benefit is negative. If, however, law lowers transaction costs to \$10, then the net benefit of exchange is  $\$25 - \$10 = \$15$ . When the surplus exceeds transaction costs, the net benefit



from private exchange is positive, so both parties can gain from private exchange. Private exchange will ordinarily occur among rational people when the net benefit is positive.

Lowering transaction costs “lubricates” bargaining. An important legal objective is to lubricate private bargains by lowering transaction costs. One important way for the law to do this is by defining simple and clear property rights. It is easier to bargain when legal rights are simple and clear than when they are complicated and uncertain. To illustrate, the rule “first in time, first in right” is a simple and clear way to determine ownership claims. Similarly, requiring public recording of property claims makes determining ownership easier. Further, making those records searchable on the Internet may lower transaction costs even more. You will encounter many examples throughout this book of other ways that law lubricates bargaining. By lubricating bargaining, the law enables the private parties to exchange legal rights, thus relieving lawmakers of the difficult task of allocating legal rights efficiently.<sup>13</sup>

We can formalize this principle as the *Normative Coase Theorem*:

Structure the law so as to remove the impediments to private agreements.

The principle is *normative* because it offers prescriptive guidance to lawmakers. The principle is inspired by the Coase Theorem because it assumes that private exchange, in the appropriate circumstances, can allocate legal rights efficiently. To illustrate the principle’s application, the dramatic worldwide trend toward privatization in the 1990s removed many regulatory impediments to private agreements.

Besides encouraging bargaining, a legal system tries to minimize disagreements and failures to cooperate, which are costly to society. The importance of minimizing the losses from disagreements was especially appreciated by the 17<sup>th</sup>-century English philosopher Thomas Hobbes. Hobbes thought that people would seldom be rational enough to agree on a division of the cooperative surplus, even when there were no serious impediments to bargaining.<sup>14</sup> Their natural cupidity would lead them to quarrel unless a third, stronger party forced them to agree. These considerations suggest the following principle of property law, which we may call the *Normative Hobbes Theorem*:

Structure the law so as to minimize the harm caused by failures in private agreements.<sup>15</sup>

According to this principle, the law should be designed to prevent coercive threats and to eliminate the destructiveness of disagreement.

<sup>13</sup> As we shall see in Chapter 6, contract law may be seen as an application of the Normative Coase Theorem in that much of that area of the law may be seen as an attempt to lower the transaction costs of concluding consensual agreements.

<sup>14</sup> Because Hobbes wrote in the 17<sup>th</sup> century, he did not express himself in quite these terms, but this kind of argument is pervasive in his classic work, *LEVIATHAN* (1651). The modern idea underlying the pessimism of Hobbes concerning distribution is the fact that game theory has no generally accepted way to choose among core allocations.

<sup>15</sup> This idea is developed at length in Cooter, *The Cost of Coase*, 11 J. LEGAL STUD. 1 (1982).



When the parties fail to reach a private agreement where one is, in fact, possible, they lose the surplus from exchange. To minimize the resulting harm, the law should *allocate property rights to the party who values them the most*. By allocating property rights to the party who values them the most, the law makes exchange of rights unnecessary and thus saves the cost of a transaction. To illustrate, the Normative Hobbes Theorem requires the law to create “open range” (ranchers’ rights), rather than “closed range” (farmers’ rights) in situations corresponding to our previous example.

These two normative principles of property law—minimize the harm caused by private disagreements over resource allocation (the Normative Hobbes Theorem), and minimize the obstacles to private agreements over resource allocation (the Normative Coase Theorem)—have wide application in law. In combination with the Coase Theorem discussed earlier and its corollary, these principles will form the heart of our economic analysis of property law in the remainder of this and the following chapter.

### E. Lubricate or Allocate? Coase versus Hobbes

The Coase and Hobbes Theorems characterize two ways that law can increase efficiency when transaction costs are positive. First, law can *lubricate* private exchange by lowering transaction costs. Second, law can *allocate* rights to the party who values them the most.

Now we consider how a lawmaker might choose between lubricating and allocating. Return to our example of the farmer and the rancher, where fencing costs the rancher \$75 and the farmer \$50. Assume that law assigns the obligation to fence to the rancher (farmers’ rights). Given these facts, a surplus of \$25 could be achieved by transferring the obligation to fence from the rancher to the farmer (ranchers’ rights). Assume, however, that transaction costs of private exchange equal \$35, so the transfer is blocked. What is to be done? If law can lower the transaction costs of exchange from \$35 to \$10, transaction costs will no longer block private exchange. When private exchange is not blocked, the obligation of the rancher to build the fence can be transferred to the farmer, thus creating a net benefit of \$15.

Alternatively, assume that the law cannot lower the transaction costs of exchange. The other possible remedy is to change the law and assign the obligation to fence to the farmer (ranchers’ rights), not the rancher (farmers’ rights). If the farmer has the obligation to fence, the legal rights are allocated efficiently. When the right is already allocated efficiently, exchange of the right would produce a negative surplus. Exchange is unnecessary and will not occur.

Unfortunately, however, lawmakers often do not know who values rights the most, and finding out can be difficult. To illustrate, consider the problem of finding out the cost of fencing the farmer’s crops. When testifying in court, the farmer has an incentive to exaggerate these costs. Knowing this fact, the judge and the jury are not sure whether to believe the farmer.

Lawmakers with limited information face a trade-off between transaction costs and information costs. On one hand, by strictly following precedent, courts avoid the information costs of determining who values a right the most. With strict adherence to precedent by courts, the parties must bear the transaction costs of



correcting inefficient legal allocations of rights. On the other hand, the courts can attempt to determine who values a legal right the most and adjust the law accordingly. With legal reallocation of rights, the courts or other lawmakers must bear the information costs of determining who values a right the most. Efficiency requires the courts to do whichever is cheaper.

To formalize this claim, let  $IC$  denote the information costs to a court of determining who values a legal right the most. Let  $TC$  indicate the transaction costs of trading legal rights. Efficient courts would follow this rule:

$IC < TC \Rightarrow$  allocate the legal right initially to the person who values it the most;  
 $TC < IC \Rightarrow$  strictly follow precedent.

To illustrate the application of this principle, as population increases and land use intensifies, areas in the western United States convert from open to closed range. Assume that a judge or panel of legal experts must consider whether to leave some range in the country open or to close it. In approaching the question, the judge or commission should balance the transaction costs of private bargains between ranchers and farmers, and the cost to lawmakers of trying to determine the fencing costs of ranchers and farmers.

#### QUESTION 4.12:

- When transaction costs are low enough, efficient resource allocation will follow regardless of the particular assignment of property rights. When transaction costs are high enough, efficient resource allocation requires assigning property rights to the party who values them the most. Give an example of each case.
- Can you use the Normative Hobbes Theorem to justify legislation regulating the collective bargaining process between employers and employee unions?
- When people strongly disagree, they may try to harm each other, or they may walk away from a potentially profitable exchange. What does the Normative Hobbes Theorem suggest the response of the law should be to these two possibilities?

## V. HOW ARE PROPERTY RIGHTS PROTECTED?

Now we have the tools to answer another of the four fundamental questions of property law that we posed at the beginning of this chapter: “What are the remedies for the violation of property rights?” This question concerns how a court should respond when a private person or the government interferes with someone’s property rights. Our discussion in this chapter will focus on interference by a private person. We consider government interference in the next chapter.

### A. Damages and Injunctions

First, we need some background. The remedies available to a common law court are either *legal* or *equitable*. The principal *legal* remedy is the payment of *compensatory money damages* by the defendant to the plaintiff. These damages



are a sum of money that compensates the plaintiff for the wrongs inflicted on her by the defendant. The court determines the appropriate amount of money that will, as the saying goes, “make the plaintiff whole.” The measurement of this sum is a complex subject itself, which we discuss later.<sup>16</sup> *Equitable* relief consists of an order by the court directing the defendant to perform an act or to refrain from acting in a particular manner. This order is frequently in the form of an *injunction*, which is said to “enjoin” the defendant to do or to refrain from doing a specific act.<sup>17</sup>

Notice that legal relief is “backward-looking” in the sense that it compensates a plaintiff for a harm already suffered, whereas equitable relief is “forward-looking” in the sense that it prevents a defendant from inflicting a harm on the plaintiff in the future. Thus, a court may combine the two forms of relief, awarding money damages for past harms and enjoining acts that could cause future harm.

Damages are the usual remedy for broken promises and accidents, whereas injunction is the usual remedy for appropriating, trespassing, or interfering with another’s property. In other words, damages are the usual remedy in the law of contracts and torts, whereas injunction is the usual remedy in the law of property. For these reasons, damages are often referred to in the legal literature as a “liability rule,” while equitable relief is typically called a “property rule.” To illustrate, the farmer will have to pay damages to the rancher for breach of a contract to deliver hay or for accidentally shooting the rancher’s cow while hunting. But if the cattle trespass on the farmer’s crops (and if farmers have a right to be free from the depredations of stray cattle), then the court will probably award damages for past harm and enjoin the rancher to constrain her cattle in the future.

## B. Laundry and Electric Company: An Example

An injunction may appear to be an absolute proscription on an act. For example, if the court were to enjoin the future invasion of the farmer’s corn fields by the rancher’s cattle, one might interpret that as meaning that the rancher will have to erect a fence. This is a mistake. The injunctive remedy does not prevent the invasion of the farmer’s property by the rancher’s cattle from ever occurring, only from its occurring without the consent of the farmer. The farmer is free to make a contract promising *not* to enforce the injunction. To illustrate, the farmer might

<sup>16</sup>There are two more things you should be aware of. First, if a defendant fails to pay a judgment that a court has awarded against him or her, the defendant’s property may be seized and sold in order to raise the judgment amount. Second, compensatory damages are to be distinguished from punitive damages, which are money damages over and above compensatory damages assessed against the defendant. The purpose of punitive damages is to punish the defendant, not to compensate the plaintiff. We discuss punitive damages in Chapter 9.

<sup>17</sup>The consequences to a defendant of violating an equitable decree are far more serious than the consequences of failing to pay a monetary judgment. A defendant’s failure to abide by an injunction not only leaves the plaintiff at a loss, but it also constitutes an insult to the authority of the court. A defendant who ignores an equitable order may be held in contempt of court and imprisoned until she agrees to abide by the order.



agree not to enforce the injunction in exchange for payment of a sum of money by the rancher.<sup>18</sup>

Given these facts, the right to an injunction should be regarded as a clear assignment of a property right. Once the property right is clearly assigned, its owner may strike a bargain to sell it. Thus, if the court enjoined the rancher from allowing future invasion by her cattle, this could be viewed as a declaration that the farmer has the legally enforceable right to be free from invasion by cattle. If the rancher's value on being allowed to invade the farmer's property is greater than the farmer's value on being free from invasion, there is scope for a bargain in which the rancher buys the right from the farmer.

Most legal disputes are settled by bargaining between the parties without going to trial, but the terms of the bargain are affected by the remedy that would be available at trial.<sup>19</sup> Specifically, the terms of the bargain are different depending on whether the remedy is damages or injunction. An example from Chapter 1 will help you to understand the relationship between remedies and bargains.

**FACTS:** The *E* Electric Company emits smoke, which dirties the wash at the *L* Laundry. No one else is affected because *E* and *L* are near each other and far from anyone else. *E* can abate this external cost by installing scrubbers on its stacks, and *L* can reduce the damage by installing filters on its ventilation system. The installation of scrubbers by *E* or filters by *L* completely eliminates the damage from pollution. Table 4.4 shows the profits of each company, depending on what action is taken to reduce the pollution. (The profits that are shown in the matrix exclude any compensation that might be paid or received as a consequence of a legal dispute.)

The numbers in Table 4.4 can be explained as follows. When *E* does not install scrubbers, its profits are \$1000 (regardless of what the laundry does). When *L* does not install filters and does not suffer pollution damages (because *E* has installed scrubbers), *L*'s profits are \$300. Pollution destroys \$200 of *L*'s profits. *L* can avoid this by installing filters at a cost of \$100, or *E* can avoid it by installing scrubbers at a cost of \$500. Check to see that you can use these facts to explain the numbers in the table.

The most efficient outcome is, by definition, a situation in which the total profits for the two parties, called the "joint profits," are greatest. The joint profits are found by adding the two numbers in each cell of the table. Joint profits are maximized in the northeast cell, where \$1200 is attained when *E* does not install scrubbers and *L* installs filters.

The harm caused by pollution represents a source of contention between *E* and *L*. They may be able to settle their disagreement and cooperate with each other, or they may fail to cooperate and litigate their dispute. What we are interested in

<sup>18</sup>This inducement to bargain may be more theoretical than real. For a discussion of research by Ward Farnsworth about post-injunction bargains, see the material at Web Note 4.2 on our website.

<sup>19</sup>This is referred to as "bargaining in the shadow of the law."



**Table 4.4**  
**Profits Before Legal Action<sup>†</sup>**

		<i>LAUNDRY</i>			
		No Filter		Filter	
<i>ELECTRIC COMPANY</i>	No Scrubbers	1000	100	1000	200
	Scrubbers	500	300	500	200

<sup>†</sup>The electric company's profits are given first in the lower-left corner of each cell; the laundry's profits are given in the upper-right corner of each cell.

determining here is how the remedy available from a court may induce the parties to achieve the efficient solution and thus to minimize the harm of pollution.

Suppose that *E* and *L* litigate their disagreement. Three alternative rules of law could be applied in the event of a trial:

1. *Polluter's Right*: *E* is free to pollute.
2. *Pollutee's Right to Damages*: *L* is entitled to compensatory damages from *E*. (Compensatory damages are a sum of money that *E* pays to *L* to make up for *L*'s reduced profits due to *E*'s pollution.)
3. *Pollutee's Right to Injunction*: *L* is entitled to an injunction forbidding *E* to pollute. (An injunction is a court order requiring *E* to stop polluting.)

Let us determine the value of the noncooperative solution under each of these rules as depicted in Table 4.5.

Beginning with rule 1, if *E* is free to pollute, the most profitable action for *E* is not to install scrubbers and to enjoy profits of \$1000. The most profitable response for *L* is to install filters and enjoy profits of \$200. Thus, the noncooperative value

**Table 4.5**  
**Profits from Bargaining Under Three Legal Rules**

	<i>NONCOOPERATION</i>		<i>SURPLUS</i>	<i>COOPERATION</i>	
	<i>E</i>	<i>L</i>		<i>E</i>	<i>L</i>
rule 1 <i>polluter's right</i>	1000	200	0	1000	200
rule 2 <i>damages</i>	800	300	100	850	350
rule 3 <i>injunction</i>	500	300	400	700	500



of the rule of free pollution is \$1200. This is the efficient solution, which is in the northeast cell of the table.

Turning to rule 2, assume that *E* must pay damages to *L* and also assume that *L* has no legal duty to install filters (no duty to “mitigate”). If *E* must pay damages to *L* for polluting, then *L* will not bother to install filters. *E* will have to pay damages to *L* equal to the difference between the profits *L* enjoys when there is no pollution, \$300, and the profits *L* enjoys with pollution, \$100. *E* has a choice between installing the scrubbers and paying damages of \$200 to *L*. The more profitable alternative is for *E* not to install the scrubbers: it initially realizes \$1000 in profits, from which \$200 must be subtracted to pay damages, leaving *E* with net profits of \$800. *L* enjoys net profits of \$300 (\$100 from its operations plus \$200 from *E*). The noncooperative value under rule 2 (a rule of liability for compensatory damages) is then  $\$1100 = \$300 + \$800$ . This is the value in the northwest cell in the table.

Turning to rule 3, if *E* is enjoined from polluting and responds by installing scrubbers, *E*’s profits equal \$500. When *E* installs scrubbers, *L* will not bother to install filters, so *L*’s profits will be \$300. Thus, the noncooperative value under the rule of enjoining pollution is  $\$800 = \$500 + \$300$ , which corresponds to the southwest cell of the table.

Under the pessimistic assumption that *E* and *L* cannot cooperate, only one of the legal rules produces an efficient outcome—namely, rule 1. Instead of making the pessimistic assumption that the parties will be unable to cooperate, suppose we make the optimistic assumption that the parties can settle their disagreement cooperatively. (We are assuming that transaction costs are very low.) When *E* and *L* cooperate, their best strategy is to maximize the joint profits of the two enterprises. The profits are maximized when they take the efficient course of action, which, in this case, is for *L* to install filters and *E* not to install scrubbers, yielding joint profits of \$1200. This is the efficient solution in the northeast cell.

There are, thus, two ways to achieve the efficient solution. One way is for the law to adopt the rule for which the noncooperative solution is efficient. This solution is commended by the Normative Hobbes Theorem. In our example (but not necessarily other pollution examples), the noncooperative solution is efficient under rule 1, which gives *E* the freedom to pollute. The other way to achieve efficiency is for the parties to cooperate. The cooperative solution is efficient under all three of the possible laws. According to the Coase Theorem, inefficient allocations of legal rights by laws such as rules 2 and 3 will be cured by private agreements, provided that bargaining is successful.

If transaction costs equal zero and successful bargaining can cure inefficient laws, what difference does the law make? One answer is that the law affects the distribution of the cooperative product, which affects bargaining. To illustrate this point about distribution, recall how the structure of the law—such as rules 1, 2, and 3—affects the threat values of the parties. A reasonable bargaining solution is for each party to receive his or her threat value plus an equal share of the cooperative surplus. Each party to a bargain would prefer the rule of law that provides him or her with the largest threat value. Specifically, the threat value of the plaintiff in a property dispute is at least as great when the remedy for future harm is injunctive relief as when the remedy is damages. The plaintiff, consequently,



prefers the remedy of injunctive relief for future harm, or, better yet, injunctive relief for future harm and damages for past harm. In contrast, the defendant prefers the damage remedy for future harm or, better yet, no remedy.

The effect of the rule of law on the distribution of the cooperative product can be computed precisely for  $E$  and  $L$ . Imagine that  $E$  and  $L$  enter into negotiations, and, to keep the arithmetic simple, assume that negotiating a settlement or going to trial is costless for the parties (swallow hard!). The noncooperative payoffs—that is, the profits the parties can get on their own if negotiations fail—are shown in Table 4.5 under each of the three rules. The cooperative surplus, which equals the difference between the joint profits from cooperation and the threat values, is shown in the middle column. A reasonable bargaining solution is for each party to receive his or her threat value plus half the surplus from cooperation. The payoffs to the two parties from cooperation are given in the two columns on the right side of the table. Notice that in each case the cooperative payoffs sum \$1200, but that  $L$  receives the largest share under the injunctive rule (rule 3), an intermediate share under damages (rule 2), and the smallest share when  $E$  is free to pollute (rule 1).

**QUESTION 4.13:** In the preceding example, implementing an injunction to end future interference costs the defendant more than damages for future interference. Is this fact generally true or just a special feature of this example?

### C. Efficient Remedies

We mentioned that injunction is the usual remedy for breach of a property right. We would like to explain this generalization, as well as exceptions to it, in terms of efficiency. The preceding example showed that damages and injunctions are equally efficient remedies when transaction costs equal zero. Consequently, differences in efficiency must depend on transaction costs. If transaction costs are so high as to preclude bargaining, then the more efficient remedy is damages, not injunctions.

The reason that damages are more efficient than injunctions when transaction costs preclude bargaining is easy to see from the example of the laundry and electric company. If damages perfectly compensate the laundry, its profits remain the same (specifically, \$300) regardless of whether the electric company pollutes. So, the laundry is indifferent between the damage and injunction remedies (assuming no bargaining). Under the damages remedy, the electric company can pollute and pay damages, or it can abate and not pay damages. Its profits increase from \$500 to \$800 when it pollutes and pays damages, rather than abating. In contrast, an injunction (with no bargaining) removes this choice. Specifically, the injunction forces the electric company to abate, in which case its profits are \$500. In general, when transaction costs preclude bargaining, a switch in remedy from injunction to compensatory damages makes the victim no worse off, whereas the injurer may be better off and cannot be worse off. In the example of the laundry and electric company, a switch makes the electric company strictly better off. According to Table 4.5, the noncooperative solution yields \$800 to the electric company under a damage remedy and \$500 under an injunction, whereas the laundry enjoys \$300 in either case.



We have explained the superiority of the damages remedy when transaction costs are high. What about the converse proposition? Are injunctions the superior remedy when transaction costs are low? The traditional answer, which we will explain, is “Yes.” Earlier we noted that bargaining tends to succeed when the legal rights of the parties are clear and simple. Injunction is traditionally regarded as clearer and simpler than damages, because the determination of damages by courts can be unpredictable. To illustrate, it is difficult for a court to assign monetary value to the damage caused by the Windsong satellite’s straying into the orbit of Orbitcom’s satellite in Example 2. Similarly, it is difficult for a court to assign monetary value to the damage caused by the intrusion of Potatoes’ house onto 2 feet of Parsley’s land in Example 5. In contrast, the right to an injunction gives the parties a clear position from which to bargain. In the course of bargaining, they may establish the value of the damage themselves. Thus, the traditional argument concludes that the injunctive remedy is more efficient than damages when the parties can bargain with each other. In other words, the best policy for the law, given low transaction costs, is to lubricate bargaining by defining clear and simple rights.

We have reached the conclusion of a famous article by Judge (then Professor) Guido Calabresi and A. Douglas Melamed,<sup>20</sup> who proposed the following rules for determining the best remedy for violating a legal right:

Where there are obstacles to cooperation (i.e., high transaction costs), the more efficient remedy is the award of compensatory money damages.

Where there are few obstacles to cooperation (i.e., low transaction costs), the more efficient remedy is the award of an injunction against the defendant’s interference with the plaintiff’s property.

When these two rules are applied in practice, the preferred legal remedy depends in large part on how many parties must participate in a settlement. Most of our bargaining examples concern two parties. Communication between two parties is usually cheap, especially when they are near each other. Similarly, many property disputes frequently involve small numbers of contiguous land owners. The obstacles to cooperation are usually few in disputes involving a small number of geographically concentrated people who know each other well. In those circumstances, communication costs are obviously low; the parties can monitor the agreement at low cost because each person can observe what happens on her own land; and, finally, the strategic costs are low if land ownership is stable and contiguous owners know each other well. Bargaining is likely to be successful in these circumstances and, therefore, the most efficient remedy for resolving most property disputes is injunctive relief.<sup>21</sup>

<sup>20</sup> Calabresi & Melamed, *Property Rules, Liability Rules, and Inalienability: One View of the Cathedral*, 85 HARV. L. REV. 1089 (1972). As the title indicates, the authors consider a third method of encouraging the efficient use of property—inalienability, the forbidding of a bargaining solution to the use of a property right. We discuss the efficiency of that method briefly in the next chapter.

<sup>21</sup> This explains Calabresi and Melamed’s characterization of equitable remedies as “property rules.”



However, many bargains involve three or more parties. The greater the number of people involved and the more dispersed they are, the greater the costs of communicating among them. Private bargaining is unlikely to succeed in disputes involving a large number of geographically dispersed strangers because communication costs are high, monitoring is costly, and strategic behavior is likely to occur. Large numbers of land owners are typically affected by nuisances, such as air pollution or the stench from the feedlot in Example 3. In these cases, damages are the preferred remedy.

The two preceding rules constitute the “traditional prescription” that law- and economics scholars give lawmakers to choose between damages and injunctive remedies. In most circumstances, the traditional prescriptions are correct. More careful thinking, however, has refined and qualified them. The first prescription—award compensatory damages when high transaction costs prevent bargaining—requires qualification in light of the information available to the court. This prescription assumes that bargaining costs preclude voluntary exchange so that protecting the right by injunctive remedy will preclude involuntary exchange. The right, consequently, will remain with the party to whom the law initially assigns it. To achieve efficiency by this approach, the right must be assigned to the party who values it the most. To make this assignment, the courts must compare the relative valuations of the right by the two parties.<sup>22</sup> They do not need to know the absolute valuations by either party.

Alternatively, assume that the court decides to protect the right by a damages remedy. Unlike the injunctive remedy, protecting the right by a damages remedy allows involuntary exchange. The party without the right can take it from the other party and pay damages. The party without the right will take it if he values it more than the damages that he must pay. Efficiency requires the party without the right to take it if he values it more than the other party. So, efficient involuntary transfer requires the court to set damages equal to the value of the right to the party to whom it is assigned. With these damages, the right will move by involuntary exchange from the party who values it less to the party who values it more, and not move in the opposite direction.

Now we can restate the first prescription more correctly:

When transaction costs preclude bargaining, the court should protect a right by an injunctive remedy if it knows which party values the right relatively more and it does not know how much either party values it absolutely. Conversely, the court should protect a right by a damages remedy if it knows how much one of the parties values the right absolutely and it does not know which party values it relatively more.

<sup>22</sup> In technical terms, the elements of the individual valuations that the court cannot observe must correlate positively with the observable elements of their valuations. See Louis Kaplow & Steven Shavell, *Property Rules Versus Liability Rules: An Economic Analysis*, 109 HARV. L. REV. 715 (1996). But see Ian Ayres & Paul Goldbart, *Correlated Values in the Theory of Property and Liability Rules*, 32 J. LEGAL STUD. 121 (2003) (rejecting the correlated values claim—that “liability rules cannot harness private information when the disputants’ values are correlated”).



The second prescription—award an injunction when low transaction costs permit bargaining—also requires qualification in light of problems of information. This prescription assumes that voluntary exchange of a right occurs more easily when it is protected by an injunction, because the injunctions are simpler and clearer than damages. While this is usually true, it is not always so.

In bargaining, what matters is costs, not physics. No matter how clear the injunction, the cost of complying with it may be unclear. To lubricate bargaining, each party needs to know the other's threat value or go-it-alone value. Injunctions do not solve the problem that private information about costs and values inhibits bargaining. To illustrate, the injunction for the electric company to stop polluting is clear, but the cost to the electric company of complying, which may or may not be clear to the electric company, is unclear to the laundry.

The truth is more equivocal than the traditional analysis suggests. With the injunctive remedy, the obstacle to private agreement includes the plaintiff's uncertainty about the defendant's costs of complying with a court order. Conversely, with the damage remedy, the obstacle to private agreement includes the defendant's uncertainty about the money value of the plaintiff's harm. Taking these arguments into account leads to a more convincing version of the second rule:

Where there are few obstacles to cooperation (i.e., low transaction costs), the more efficient remedy is the award of an injunction when the plaintiff can estimate the defendant's compliance costs more readily than the defendant can estimate the plaintiff's damages.

**QUESTION 4.14:** Use the theory of transaction costs to justify protecting the following rights by injunction or damages:

- a. a land owner's right to exclude from his property a neighbor's gas line
- b. a new car owner's right to have her car's defective transmission replaced by the seller
- c. a homeowner's right to be free from air pollution by a nearby factory
- d. a spouse's right to half the house on divorce

**QUESTION 4.15:** Suppose that two people choose to litigate a dispute. Should the law presume that if two parties are prepared to litigate, transaction costs must be high, and therefore the court should choose damages as the remedy, not an injunction?

**WEB NOTE 4.2**



There has been a surprising amount of recent scholarship on the Calabresi-Melamed contention about the efficiency of remedies. We discuss much of that literature on our website, including looking at the empirical literature on whether the issuing of injunctions is typically followed by bargaining.



## VI. WHAT CAN BE PRIVATELY OWNED?—PUBLIC AND PRIVATE GOODS<sup>23</sup>

In this section we turn to another fundamental question of property law: should property rights be privately or collectively held? First, we use the economic distinction between public and private goods (developed in Chapter 2) to differentiate those resources that will be most efficiently used if privately owned from those that will be most efficiently used if publicly owned.

Most examples of property that we have discussed thus far in this book are what economists call “private goods.” Goods that economists describe as purely private have the characteristic that one person’s use precludes another’s: for example, when one person eats an apple, others cannot eat it; a pair of pants can be worn only by one person at a time; a car cannot go two different directions simultaneously; and so forth. These facts are sometimes summarized by saying that there is rivalry in the consumption of private goods.

The polar opposite is a purely public good, for which there is no rivalry in consumption. A conventional example of a public good is military security in the nuclear age. Supplying one citizen with protection from nuclear attack does not diminish the amount of protection supplied to other citizens. For a purely public good, there is no rivalry in consumption.

There is also another attribute that distinguishes private and public goods. Once property rights are defined over private goods, they are (relatively) cheap to enforce. Specifically, the owner can exclude others from using them at low cost. For example, a farm can be fenced at relatively low cost to exclude trespassing cattle. With public goods, however, it is costly to exclude anyone from enjoying them. To illustrate, it is virtually impossible to supply different amounts of protection against nuclear attack to different citizens.

Having explained the private-public distinction in economics and law, we can now relate them to each other. The relationship is very simple: efficiency requires that private goods should be privately owned and public goods should be publicly owned. In other words, efficiency requires that rivalrous and excludable goods should be controlled by individuals or small groups of people, whereas nonrivalrous and nonexcludable goods should be controlled by a large group of people such as the state. Thus, the distinction between private and public goods should guide the development of property rules to answer the question, “What can be privately owned?”

We can explain the central idea, not the details, for this prescription. Being rivalrous, private goods must be used and consumed by individuals, not enjoyed equally by everyone. Efficiency requires the use and consumption of each private good by the party who values it the most. In a free market, exchanges occur until each good is held by the party who values it the most. Thus, the law can achieve the efficient allocation of private goods by, for example, lowering bargaining costs by assigning clear and simple ownership rights. Once the state recognizes private property

<sup>23</sup> Before reading this section, you may find it helpful to review the material on public goods in Chapter 2.



rights, the owner of a private good can exclude others from using or consuming that right, except by the owner's consent. The owner's power to exclude channels the use or consumption of private goods into voluntary exchange, which fosters the efficient use of those goods. This is an example of "lubricating bargaining."

In contrast, the technical character of public goods obstructs the use of bargaining to achieve efficiency. To illustrate, suppose that a particular city block is plagued by crime and some residents propose hiring a private guard. Many residents will voluntarily contribute to the guard's salary, but suppose that some refuse. The paying residents may instruct the guard not to aid nonpayers in the event of a mugging. Even so, the presence of the guard on the street will make it safer for everyone, because muggers are unlikely to know who has and who has not paid for the guard's services. Given these facts, there is not much that the payers can do to compel nonpayers to contribute.

Those people who do not pay for their consumption of a public good are called "free riders." To appreciate this concept, imagine that a street car has an electric meter in it and, in order to make the street car move, the riders must put money into the meter. The riders will realize that anyone who pays provides a free ride for everyone else. Perhaps some riders will, nonetheless, put their full fare into the meter; some will put some money in but not their full fare; and some will not put anything in at all. Because of "free riders," not enough money will be put in the meter, so the street car company will provide fewer street cars than efficiency requires. In general, markets supply too little of a public good because the private supplier cannot exclude users of it who do not pay their share of the costs.

We have explained that private goods, which exhibit rivalry and exclusion, ought to be privately owned, and that public goods, which exhibit nonrivalry and nonexclusion, ought to be publicly owned. We illustrate this proposition as applied to land. Some efficient uses of land involve a small area and affect a small group of people, such as building a house or growing corn. "Housing" and "corn" are rivalrous goods with low exclusion costs, so markets easily form for housing and corn. Other efficient uses of land involve a large area and affect a large group of people. For example, the use of an uncongested airspace by airplanes or the use of the high seas for shipping are not rivalrous and exclusion is costly. Thus, airspace and the high seas are public goods. As congestion increases from more planes and ships, governments impose rules on the use of the air and seas.

These are examples in which private goods are privately owned and public goods are publicly owned, as required for efficiency. There are, however, many examples of private goods that are publicly owned. Public ownership of a private good typically results in its misallocation, by which we mean that it is used or consumed by someone other than the person who values it the most. For example, leases for grazing cattle on public lands may be granted to the friends of politicians. Similarly, the officials who administer the leases may not monitor compliance to prevent overgrazing, and the ranchers who overgraze the land may cause it to erode. Much of the impetus for "deregulation," which was a worldwide movement in the 1990s, came from the realization that much government activity concerns private goods where markets should be lubricated, rather than government intruding directly in the process of allocation. For example, the realization that



transportation by railroad, airplane, and barge are private services that should be supplied by free markets has led to the dismantling of the Interstate Commerce Commission, the Civil Aeronautics Board, and other regulatory agencies in the United States.

One way to contrast private and public ownership is in terms of transaction costs. Private ownership imposes various transaction costs of private enforcement and exchange. Public ownership imposes transaction costs in terms of public administration and collective decision-making. To illustrate the difference, consider two possible ways to control air pollution from a factory. The private property approach is to grant each property owner the right to clean air, protected by the remedy of compensatory damages. This method will result in many landowners suing for damages or bargaining to settle out of court. Alternatively, the public property approach would declare that clean air is a public good, and assign the task of air quality control to a government agency. This method will result in political bargaining and regulations, as well as the misallocation of resources. From this perspective, the choice between private and public ownership should depend on whether the costs of private enforcement and exchange are more or less than the costs of public administration, political bargaining, and resource misallocation.

In the next chapter we will continue developing these themes by discussing two important questions: For what specific resources is private ownership more efficient than public or communal ownership and vice versa? And under what circumstances should government be allowed to take private property from citizens?<sup>24</sup>

**QUESTION 4.16:** If everyone has free access to a public beach, who, if anyone, has the power to control the use of this resource?

**QUESTION 4.17:** Discuss how to adjust private and public property rights to promote ecotourism in Africa.

## VII. WHAT MAY OWNERS DO WITH THEIR PROPERTY?

We used the theory of private and public goods to answer the question, “What can be privately owned?” Closely related to the theory of public goods is the theory of externalities, which we discussed in Chapter 2. Now we return to that theory in order to answer the question, “What may owners do with their property?”

Legislation imposes many restrictions on what a person may do with his or her property. But at common law there are relatively few restrictions, with the

<sup>24</sup>We are not, of course, suggesting that the current division of responsibility between public and private providers of goods and services necessarily follows the rules we have just set down. That is, there are current instances of the government provision or subsidization of private goods and of the private (under-) provision of public goods. The extent to which these anomalies exist and why they persist are two of the central concerns of the branch of microeconomic theory called “public choice theory.”



general rule being that any use is allowed that does not interfere with other people's property or other rights. Indeed, we could say that common law approximates a legal system of *maximum liberty*, which allows owners to do anything with their property that does not interfere with other people's property or other rights. The restriction of noninterference finds justification in the economic concept of *external cost*. Recall that external costs are those costs involuntarily imposed on one person by another. Because market transactions are voluntary, externalities are outside the market system of exchange—hence their name. For example, a factory that emits thick, cloying smoke into a residential neighborhood is generating an externality. In Example 3 at the beginning of this chapter, the stench from the cattle feedlot is an externality that interferes with Foster's enjoyment of her house. In Example 4, the development of Bloggs' wetlands will interfere with the town's enjoyment of its rivers and streams. Notice that these types of interference are like a public good in that they affect many property owners. There is, as it were, no rivalry or exclusion from smelling the feedlot's stench among Foster and her neighbors. These forms of interference are thus like a public good, except they are bad rather than good.

We have already explained why markets cannot arise to supply public goods efficiently. The same set of considerations explains why private bargaining cannot solve the problem of externalities, or, as we called them in a previous section, public bads. To illustrate, suppose that Foster had enough money to pay the feedlot to stop emitting its stench. If she made this private deal with the feedlot, all of her neighbors would also benefit but without having to pay for that benefit. This fact suggests that Foster will not pay the feedlot to stop its malodorous activities. More generally, the free-rider problem prevents private bargaining solutions to the problem of externalities or public bads. Some form of legal intervention is called for. One possibility is a rule forbidding involuntary invasion, supported by provisions for remedies if that invasion takes place. We have already noted how bargaining theory can help to design the form that remedy should take, namely, the payment of compensatory money damages. An alternative remedy that we will consider in the following chapter is regulation of the public bad or external-cost-generating activity by an administrative agency.

By contrast, *private* bads may be self-correcting through private agreements (recall the rancher-farmer example), so that there may be no need for an intrusive legal solution. Instead, the courts can stand prepared to issue an injunction in the confident expectation that they will seldom be required to do so.

## VIII. ON DISTRIBUTION

We have developed an economic theory of property based on efficient ownership. However, some critics of economics believe that property law should be based on distribution, not efficiency.

Some people think that government should redistribute wealth from rich to poor for the sake of social justice, whereas other people think that government



should avoid redistributing wealth, allowing individuals to receive all the rewards of their hard work, inventiveness, risk-taking, and astute choice of parents. Like the rest of the population, economists disagree among themselves about redistributive *ends*. However, economists often agree about redistributive *means*.

Given the end of redistribution, economists generally prefer to pursue it by the most efficient means. For each dollar of value transferred from one group to another, a fraction of a dollar is typically used up. The most efficient means of redistribution uses up the least value to accomplish the transfer. Chapter 1 illustrated this fact by the example of ice cream melting during its transfer across the desert from one oasis to another. Another example is the percentage of donations that a charity spends on administrative costs. Many economists believe that redistributive goals can be accomplished more efficiently in modern states by progressive taxation than by reshuffling property rights. Besides avoiding waste, more efficient redistribution generates more support from the people who must pay for it. If the economists are right, redistribution for social justice should focus mostly on taxation and expenditure, not property rights.

Progressive taxation and expenditure is usually more efficient than reshuffling property rights to achieve redistribution for a variety of reasons. The most wasteful way to redistribute wealth is for courts to tilt trials in favor of the plaintiff or defendant depending on who is poorer. If courts favor the poorer party in legal disputes, each person prefers to avoid interacting with relatively poorer people whenever a lawsuit could arise. Thus, a person would want to avoid owning real estate in a neighborhood occupied by people who are poorer than he is. Similarly, favoring the poorer party in a contract dispute makes a person reluctant to do business with anyone who is poorer than he is.

Several other reasons also make taxation superior to property law as a means of redistribution. First, the income tax precisely targets inequality, whereas property law relies on crude averages. To illustrate, suppose that the rule of law in a particular county in Montana is “ranchers’ rights.” If ranchers are richer than farmers on average in this county, then changing the rule to “farmers’ rights” would redistribute wealth toward greater equality. However, although ranchers are richer than farmers *on average*, some farmers are undoubtedly richer than some ranchers. Changing the property rights to favor farmers over ranchers will aggravate the inequality between the rich farmers and poor ranchers. In contrast, progressive taxation will ameliorate unequal incomes.

A second objection is that reshuffling property rights may not really have the distributive effects anticipated. To illustrate, suppose that both farmers and ranchers rent their land from absentee owners. If property law shifts the cost of fencing from farmers to ranchers, competition among landlords may cause them to adjust rents to offset the change in costs. Specifically, the landlords who own farm land will increase the rent charged to farmers, and the landlords who own ranch land will decrease the rent charged to ranchers. Consequently, the reshuffling of property rights will not affect the distribution of wealth between farmers and ranchers. Instead, the landlords who own farms will gain and the landlords who own ranches will lose. In general, any change in the value of land gets “capitalized” into rent. Consequently, the wealth effects of reshuffling



property rights in a world with zero transaction costs tend to fall on the owners of land, not its users.<sup>25</sup>

In addition, there is another reason for the relative inefficiency of redistribution by property law. Redistribution by property law distorts the economy more in the long run than does progressive taxation. For example, if property law favors farmers over ranchers, some rich ranchers may switch to farming to gain valuable legal rights. In contrast, a comprehensive income tax precludes people from reducing their tax liability by changing the source of their income.<sup>26</sup> For these reasons and more, economists who favor redistribution and economists who oppose it can agree that property law is usually the wrong way to pursue distributive justice. Unfortunately, these facts are not appreciated by many lawyers who have not studied economics.<sup>27</sup>

We have presented several reasons against basing property law on redistributive goals. Specifically we discussed imprecise targeting, unpredictable consequences, high transaction costs, and large distortions in incentives. While the general principles of property law cannot rest on wealth redistribution, special kinds of redistributive laws can ameliorate these objections and blunt this criticism. An example is laws requiring employers to construct buildings that provide access to people in wheelchairs. If properly designed, these laws can precisely target handicapped people in a predictable way, enforcement by private legal action can be inexpensive, and the distortion in incentives can be modest. Designing such laws to produce these desirable outcomes, however, requires more careful attention to the underlying economics than regulators typically show.

## CONCLUSION

We viewed property as a bundle of rights and analyzed their incentive effects. Property rights are efficient when they create incentives to maximize a nation's wealth. Voluntary exchange typically moves resources from people who value them less to people who value them more. So, property rights maximize wealth by

<sup>25</sup> Professor Coase made this argument in "Notes on the Problem of Social Cost" in *THE FIRM, THE MARKET, AND THE LAW* (1988). In general, taxes and other government impositions finally fall on factors in relatively fixed supply, such as land.

<sup>26</sup> A fundamental principle in public finance is that taxes distort less when applied to a broad base rather than to a narrow base. Distortion decreases with the breadth of the base because demand becomes less elastic. To illustrate, the demand for food is less elastic than the demand for vegetables, and the demand for vegetables is less elastic than the demand for carrots. Income is a very broad base.

<sup>27</sup> An important technical conclusion in formal welfare economics (the Second Fundamental Theorem of Welfare Economics) reinforces the general point made in the text—namely, that efficiency and equity are separable. With specific reference to property law, that conclusion can be read to say that property law should seek to allocate and enforce entitlements so that a society uses resources efficiently and should then use the tax-and-transfer system to achieve distributive equity. See, e.g., Steven Shavell, *A Note on Efficiency v. Distributional Equity in Legal Rulemaking: Should Distributional Equity Matter Given Optimal Income Taxation?*, 71 *AM. ECON. REV.* 414 (1981), and Louis Kaplow & Steven Shavell, *Why the Legal System Is Less Efficient Than the Income Tax in Redistributing Income*, 23 *J. LEGAL STUD.* 667 (1994).



## 114 CHAPTER 4 An Economic Theory of Property

protecting and enhancing voluntary exchange. The efficiency of voluntary exchange applies to legal rights as well as material goods. Property rights also maximize wealth by making the owner internalize the benefits and costs of using a resource. In brief, property rights achieve allocative efficiency by bargains and productive efficiency by internalization. These facts enabled us to answer fundamental questions about property. In the next chapter, we review our answers to these fundamental questions and reconsider them in greater detail.

### SUGGESTED READINGS

- Calabresi, Guido, *The Pointlessness of Pareto: Carrying Coase Further*, 100 YALE L. J. 1043 (1991).
- Cooter, Robert, *The Cost of Coase*, 11 J. LEGAL STUD. 1 (1982).
- Ellickson, Robert, *Property in Land*, 102 YALE L.J. 1315 (1993).
- ELICKSON, ROBERT, *ORDER WITHOUT LAW: HOW NEIGHBORS SETTLE DISPUTES* (1991).
- Heller, Michael A., *The Tragedy of the Anticommons: Property in the Transition from Marx to Markets*, 111 HARV. L. REV. 621 (1998).
- Lueck, Dean, & Thomas Miceli, "Property," in A. MITCHELL POLINSKY & STEVEN SHAVELL, EDS., *HANDBOOK OF LAW AND ECONOMICS*, v. 1 (2007).
- Merrill, Thomas W., & Henry E. Smith, *Optimal Standardization in the Law of Property: The Numerus Clausus Principle*, 110 YALE L.J. 1 (2000).
- Merrill, Thomas W., & Henry E. Smith, *What Happened to Property in Law and Economics?*, 111 YALE L.J. 357 (2001).
- Polinsky, A. Mitchell, *Resolving Nuisance Disputes: The Simple Economics of Injunctive and Damage Remedies*, 32 STAN. L. REV. 1075 (1980).



## APPENDIX

# THE PHILOSOPHICAL CONCEPT OF PROPERTY

**P**HILOSOPHERS GENERALLY PERCEIVE property to be an instrument for pursuing fundamental values. Some philosophers of property have concentrated on its ability to advance values such as utility, justice, self-expression, and social evolution. These traditions of thought have influenced the law. This appendix introduces the reader to four of these traditions and relates them to the economic analysis of property.

### 1. UTILITARIANISM

Utilitarians measure the value of a good or an act by the net pleasure or satisfaction that it creates. For utilitarians, the purpose of the institution of property is to maximize the total pleasure or satisfaction obtained from material and other resources. Bentham thus defines property as an expectation of utility: “Property is nothing but a basis of expectation; the expectation of deriving advantages from a thing, which we are said to possess, in consequence of the relation in which we stand toward it.”<sup>28</sup> The objective of maximizing total utility constitutes a standard against which property rules can be evaluated. In our examples at the beginning of the chapter, each of the disputes could be resolved on utilitarian grounds by establishing a legal rule that seeks to maximize the sum of utilities or pleasure of society as a whole.

The utilitarian approach makes a person’s claim to property tentative. It can be taken from him in principle if the beneficiaries of the expropriation gain more in utility than the owner loses. Suppose, for example, that a young son is living with his aged parents in their home. On utilitarian grounds, the young son may be excused for throwing the parents out of the home if their loss in utility from being dispossessed is less than his gain in utility from having them out of the house. Critics of utilitarianism have often wondered whether the theory makes ownership too

---

<sup>28</sup> JEREMY BENTHAM, *THEORY OF LEGISLATION: PRINCIPLES OF THE CODE* 111–113 (Hildreth ed. 1931).



tentative. Isn't ownership more than an expectation? Do we really think that a person could be rightfully deprived of his property just because the loss is more than offset by the gain to others?

This objection to the utilitarian theory of property applies with equal force to the conventional economic theory that holds that the purpose of property is to maximize wealth. Isn't ownership more than a right to a stream of income? Do we really think that a person could be rightfully deprived of her property just because the loss of wealth is more than offset by the gain in wealth to others?

## 2. DISTRIBUTIVE JUSTICE

Another philosophical approach to property law emphasizes property law's ability to achieve distributive justice, rather than pleasure or satisfaction. Aristotle, for example, held that a conception of distributive justice is implicit in various forms of social organization. For Aristotle, the principle of justice is different for different societies, but it is appropriate for each type of society to promote its own conception of distributive justice through its constitution and laws, including its notion of property rights. He argued that a democracy will favor an equal distribution of wealth, whereas an aristocracy (the form preferred by Aristotle) will favor the distribution of wealth according to the virtues of various classes. In Aristotle's conception, it is just that aristocrats receive an unequal share of wealth because they use it for more worthy ends than do others.

From the Aristotelian conception of democratic equality we might infer a policy of redistributive justice whereby the valuable assets of society are periodically redistributed so as to achieve a roughly equal distribution of that property. In general, this sort of redistribution would favor the poor and penalize the wealthy. On the other hand, from the Aristotelian justification of aristocratic inequality we might infer the polar-opposite policy of redistributive justice whereby the assets of society would be periodically redistributed to the aristocrats. To the extent that the aristocracy and the wealthy are the same group, this redistribution of property would favor the rich and penalize the poor. In either case, these notions of distributive justice make property claims as tentative as they were under utilitarianism and, therefore, open to the same criticisms.

There is another school of philosophical thought relating to distributive justice and property that emphasizes a just *process* for defining and enforcing property rights rather than a just *outcome* or end result in the distribution of wealth from property.<sup>29</sup> According to one version of this theory, any distribution of wealth is just provided that it starts from a just initial distribution of resources and achieves the final distribution by voluntary exchange. In practice, this means that the process of voluntary market exchange is just and that ownership claims are most justly established and enforced in an unfettered market in which there is free

<sup>29</sup> The most forceful modern statement of this view is in R. NOZICK, *ANARCHY, STATE, AND UTOPIA* (1974).



and perfect competition. In Nozick's memorable rephrasing of Marx, "From each as he chooses; to each as he is chosen." Whatever distribution of wealth results from this just process is also just. Thus, according to this theory, redistributing property to dilute the effects of competition is unjust.

Several criticisms have been made of this notion of distributive justice. The most telling criticism is that the competitive process can lead to a multitude of distributive outcomes, from one in which each individual has an equal share to one in which one individual has 99 percent of the property and everyone else divides up the remaining 1 percent. All of the outcomes are efficient. But clearly not all of them are equitable or just. The notion of the competitive process as distributive justice is not a sufficient guide to designing rules of property law. At a minimum, there must be an additional, independent standard by which to appraise various initial endowments of property.

### 3. LIBERTY AND SELF-EXPRESSION

Besides utility and distributive justice, another value that may underlie property law is liberty. Private property is a precondition for markets, and markets are a decentralized mechanism for allocating resources. Most markets can, and do, operate without extensive government interference or supervision. The practical alternative to markets in the modern economy is some form of government planning. Government planning involves centralizing power over economic matters in the hands of state officials. Control over economic life provides officials with leverage that can be used to control other aspects of life, whereas private property creates a zone of discretion within which individuals are not accountable to government officials. Private property has thus been viewed by some philosophers as a bulwark against the dictatorial authority of governments.<sup>30</sup> It has been argued, for example, that capitalism was deliberately invented to thwart absolutism by depriving the king of economic power. The U.S. Constitution was probably drafted with this idea in mind.

Another connection between property and liberty focuses on individual self-expression. Hegel stressed the idea that people, through their works, transform nature into an expression of personality, and, by doing so, perfect the natural world. A painter takes materials in no particular order and rearranges them into a work of art. By investing personality in work, the artist transforms natural objects and makes them the artist's own. It is difficult to imagine a system of property law that did not recognize this fact. Thus, to encourage self-expression, the state needs to recognize the creators' rights of ownership over their creations. Notice that this proposition extends beyond art to most of the works of humans.

---

<sup>30</sup>This is a theme in *THE FEDERALIST PAPERS* (1786) and in the work of the late Friedrich Hayek (see, for example, *THE CONSTITUTION OF LIBERTY* (1972)).



#### 4. CONSERVATISM AND THE ORIGINS OF PROPERTY

The philosophical theories discussed so far tend to regard the institution of property as serving ultimate values, such as utility, distributive justice, or liberty. Another philosophical tradition focuses not on the purposes of property but on its origins. To illustrate, in medieval times there were many encumbrances and restrictions on the use and sale of real estate. The common law of private property emerged from feudalism and acquired its modern character by chipping away at these encumbrances on the marketability of real property. Political conservatives like Burke and Hayek idealize forms of social order that, like the common law of property, evolve over time in much the same manner as the myriad species of life. Like organisms, social forms are, in this view, subject to the rules of natural selection. The conservative philosophers condemn institutions imposed on us by planners, engineers, politicians, and other societal decision-makers for much the same reasons that environmentalists condemn actions that interfere with an area's environment.



## Chapter 5

# TOPICS IN THE ECONOMICS OF PROPERTY LAW

IN THE PRECEDING chapter, we developed an economic theory of property rights and remedies. We saw that property law creates a bundle of rights that the owners of property are free to exercise as they see fit, without interference by the state or private persons. Consistent with this freedom is a system of allocation by voluntary exchange. Property law fosters voluntary exchange by removing the obstacles to bargaining. When the obstacles to bargaining are low, resources will be allocated efficiently. We used this framework and economic theory to answer the following four questions that must be addressed by a theory of property law:

1. What can be privately owned?
2. How are ownership rights established?
3. What may owners do with their property?
4. What are the remedies for the violation of property rights?

To answer the first question, we distinguished between private and public goods, and we claimed that the former should be privately owned. Private ownership is appropriate when there is rivalry and exclusion in the use of goods. To answer the second question, we presented a thought experiment to illustrate how property law encourages production, discourages theft, and reduces the cost of protecting goods. According to this thought experiment, people agree to establish property rights to share the benefits from increased productivity. We answered the third question by developing the theory of externalities, especially the connection between public bads in economics and nuisances in law. We noted that common law approximates a system of maximum liberty, which allows any use of property by its owner that does not interfere with other people's property. In answering the fourth question, we used bargaining theory to conclude that the injunctive remedy is preferred for private bads with low transaction costs for private bargaining. Conversely, the damage remedy is preferred for public bads with high transaction costs that preclude private bargaining.

These answers given in the previous chapter are very general. In this chapter, we reexamine these questions in detail, with concrete applications. The topics are organized roughly according to the four fundamental questions of property law.



## I. WHAT CAN BE PRIVATELY OWNED?

The economic distinction between public and private goods characterizes two ideal types. Although reality is never ideal, understanding these ideal types increases your understanding of laws governing real goods. In this section we discuss the application of property law to information, which has some features of a public good. Four principal areas of law create property in information and are called “intellectual property law.” The *patent system* establishes ownership rights to inventions and other technical improvements. The *copyright system* grants ownership rights to authors, artists, and composers. The *trademark system* establishes ownership for distinctive commercial marks or symbols. The area of law known as *trade secrets* deals with business practices in which commercial enterprises have a property interest. (We discuss trade secrets briefly below and more extensively on our website.) After discussing the economics of information, we will turn to its application to the law of patents, copyright, and trademark. Then we will turn to a new section on the ownership of organizations, specifically corporations.

### A. Information Economics

Five thousand years ago people slept under grass roofs, covered themselves with skins, and fastened sharp stones on sticks to throw at animals. An American Indian friend of Professor Cooter, one of the authors of this book, said, “My father lived in the stone age, I grew up in the iron age, and I’m dying in the computer age.” The technical innovations that drove these changes have accelerated. Since the industrial revolution, innovation has caused wealth to grow at compound rates. Compounded over a century, a 2 percent annual growth rate increases wealth more than six times; a 5 percent annual growth rate increases wealth more than 130 times; and a 10 percent annual growth rate increases wealth almost 14,000 times.

This section concerns some laws that promote innovation and cause compound growth. To understand how these laws affect growth, we must first explain the basic economics of innovations, beginning with the effects of innovation on welfare. An economic innovation provides a better way to make something or something better to make. A better way to make something lowers its cost, so the supply curve shifts down and to the right. This shift causes the price of the good to fall for consumers. The amount of their gain is measured by the increase in consumers’ surplus in the market for the cheaper good. Similarly, finding something better to make creates a new good that some consumers buy.

Consumers benefit from the fall in the price of a good that they buy or from the introduction of a new good. In addition, innovations can make whole industries appear, disappear, or restructure. Only historians remember the American Ice Trust, which was one of America’s largest corporations in 1900. By changing wages and employment, innovation disrupts communities, causing some to grow and others to wither. The mechanization of agriculture in the U.S. emptied the countryside in the early 20<sup>th</sup> century and left vacant buildings boarded shut in small towns. Although many agricultural workers moved to the city for higher wages, a ploughman with a team of horses who remained in the countryside found



few employers who valued his skill. In Europe, the industrial revolution shoved the nobles with large estates out of the centers of political power. Innovation is appropriately called “creative destruction.”

Most societies value the gains from faster growth more than they fear its destructive effects. Property law can help to secure rapid economic growth. To understand why, we must shift from consumers and workers to companies. A company that innovates gains a competitive advantage, which immediately creates extraordinary profits. Extraordinary profits reward the innovator for the resources and effort devoted to a very risky activity. In the long run, however, competition causes the innovation to diffuse, and many companies make use of it. When the innovation diffuses fully, the innovator loses its competitive advantage, and its profits fall to the ordinary level. When diffusion is complete, the economy reaches a new equilibrium whose benefits diffuse even more broadly than the innovation.

In this life cycle of an innovation, the innovation causes a disequilibrium, and the innovator earns extraordinary profits as long as it persists. The reward for innovation thus depends on how long the disequilibrium persists. A quick move to equilibrium gives little reward to the innovator for the resources that it invested and the risk that it assumed. Without legal intervention, competition can quickly destroy the profits from innovation, which results in too little innovation. To see why, we must understand some elements of the economics of information. Everyone with a television or computer buys information, but information differs from other commodities like oranges or razor blades. What special problems exist in defining property rights and establishing markets in information? Information has two characteristics that make transactions in information different from transactions in ordinary private goods. The first characteristic is *credibility*, which we discuss in Chapter 7. The second characteristic, which we discuss now, is *nonappropriability*. Information is generally costly to produce and cheap to transmit. To illustrate, popular music is costly to make and recordings are cheap to copy. The instant the producer sells information to the buyer, that buyer becomes a potential competitor with the original producer. For example, when someone buys a compact disk recording at a music store, the buyer can copy the disk immediately and resell it to others. Furthermore, the reseller bears only the cost of transmission, not the cost of production. Thus, resellers who pay for transmission undercut producers who pay for production. Consumers try to “free ride” by paying no more than the cost of transmission. The fact that producers have difficulty selling information for more than a fraction of its value is called the problem of *nonappropriability*. To illustrate, Hong Kong shops traditionally resell American software at the cost of a diskette. (Whether this practice will continue after China’s accession to the World Trade Organization remains to be seen.)

Consider the connection between nonappropriability and public goods. Information contains ideas. One person’s use of an idea does not diminish its availability for others to use. Thus, information use is *nonrivalrous*. Excluding some people from learning about a new idea can be expensive, because the transmission of ideas is so cheap. Thus, information is *nonexcludable*. These are the two characteristics of public goods identified in Chapter 2. Nonappropriability of information is essentially the same problem as non-excludability for public goods.



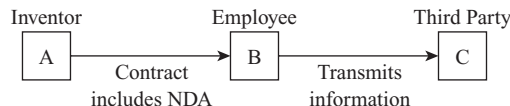
Because of these problems, private markets often undersupply public goods. Similarly, economists who developed the original economics of information concluded that a private market would provide less than the efficient amount of information. These theoretical considerations suggest that an unregulated market will undersupply creative works that embody ideas, such as science, inventions, books, and paintings. The problem has four different remedies that we will describe.

The first remedy is for the state to *supply or subsidize art and science*, especially basic research. Thus, the state owns or subsidizes many universities. More relevant to this book are subsidies for trials. In many civil law countries such as Mexico and Chile, the citizens have a right to use the courts for free. In the United States litigants are assessed court fees, but fees fall far short of court costs, so trials are subsidized. In Chapter 10 we will argue that legal precedents are a valuable stock of ideas. From this fact we will conclude that U.S. courts should stop subsidizing the resolution of private disputes and continue subsidizing the creation of legal precedents.

The second remedy is *charitable contributions*. A great tradition in the United States and some other countries (but not all) is the expectation that wealthy people will make substantial voluntary contributions to the arts and sciences. Besides social norms requiring such gifts, the tax system in the United States allows for the deduction of charitable donations from the donor's taxable income. In practice, the charitable deduction means that donors contribute roughly two-thirds of the donation's value and the U.S. Treasury contributes the other one-third. Other countries such as Switzerland do not allow such deductions, apparently because of sentiment that the state, not the rich, should control the arts and sciences. Charity, however, enjoys this significant advantage over government: donors monitor the use of their money by their favorite charities more carefully than taxpayers monitor the government's use of taxes, and monitoring reduces waste.

The third remedy, broadly described as *trade secrets protection*, comes from contract and tort law. An employee or contractor with a Silicon Valley company is routinely required to sign a non-disclosure agreement (NDA). In an NDA, the employee or contractor promises not to disclose any of the company's secrets. For example, the employee or contractor promises not to speak or write about the company's machinery, equipment, research, or business practices. Trade secrets protection ideally prevents the transmission of information and allows its producer to appropriate its value.

Trade secrets laws, however, have weaknesses that impair their effectiveness. Assume that inventor A employs person B who signs an NDA, and then person B leaks A's secrets to company C:



A has a contract with B and no contract with C. Because C has no contractual obligations to A (in legalese, A and C do not have “privity” of contract), A has limited legal powers to prevent C from using A's trade secrets or transmitting them to others. If C knew or had reason to know that B violated the NDA, then A could



sue C. If C induced B to violate the NDA, then A could sue C. But if C did not know, or have reason to know, or induce B's breach of contract with A, then C did nothing wrong in receiving the information. Furthermore, if the information has thoroughly leaked and become common knowledge in the industry, anyone can use it for free, even if they know that the information originally escaped into the public sphere by breach of contract.

Recent survey research concludes that trade secrets protection is not very effective in Silicon Valley. In reality, employees change jobs frequently in Silicon Valley, and they carry many of the old firm's secrets to the new firm. In fact, many Silicon Valley employees do not understand when they breach trade secrets laws, partly because these laws vary from the business norms of Silicon Valley.

The fourth remedy, which usually supplements trade secrets protection, is *intellectual property law*. In addition to non-disclosure agreements with his employees, associates, and business customers, inventor A may try to obtain a patent, copyright, or trademark. If his application succeeds, A will have property rights in the information that he produced. For this reason, these three bodies of law belong to the study of *intellectual property*, which is our next topic.

#### WEB NOTE 5.1



We discuss the burgeoning law-and-economics literature on trade secrets on our website.



### COMMONS AND ANTICOMMONS

The early economic analysis of property focused on the efficiency benefits of defining property interests (typically, individual property interests) over previously unowned or commonly owned resources. The argument was that unless an individual owner had a legally protected interest in valuable resources, there would be diminished incentive to invest in developing those resources. Moreover, users who had access to commonly owned resources—such as the grazing fields surrounding medieval villages or fish in the open oceans today—typically would overuse those resources, overgrazing the common pasturage or taking too many fish from the common fisheries. The late Garrett Hardin famously called this “The Tragedy of the Commons.”<sup>1</sup> There were two clear correctives to the problem: turn ownership of the resource over to an individual (who would then have the appropriate incentive to invest in its preservation or use and to exclude others from using it) or devise an enforceable and effective method of restricting access to the common resource.<sup>2</sup>

As Professor Michael Heller recognized, the breakup of the Soviet Union in the early 1990s exposed a very different problem in the assignment of ownership claims.<sup>3</sup> Rather

<sup>1</sup> Hardin, *The Tragedy of the Commons*, 162 SCIENCE 1243 (1968).

<sup>2</sup> See ELINOR OSTROM, *GOVERNING THE COMMONS: THE EVOLUTION OF INSTITUTIONS FOR ACTION* (1990).

<sup>3</sup> See *The Tragedy of the Anticommons: Property in the Transition from Marx to Market*, 111 HARV. L. REV. 621 (1998).



than too few property interests—the problem of the commons—there were too many property interests. How did this come to be? Private property interests were largely unknown during the 70 years of communist rule, and people came to have ownership claims to resources in idiosyncratic ways. So, for example, a large apartment with many rooms, which had been privately owned before the 1917 Revolution, had come to be home to several different families. Each family might occupy one of the rooms of the apartment and share the use of the kitchen and bathroom. When communism ended, these families thought that they had continuing ownership claims to their individual rooms and the common spaces. Suppose that if integrated into an apartment for a single owner, the apartment—or *komunalka*, as it was called—would be worth \$500,000. Assume that there are currently four tenant families, each occupying one room and sharing use of the common spaces. If sold separately, the interests of the tenants would fetch, we assume, \$25,000—or \$100,000 in total. Converting the *komunalka* into a single apartment would create \$400,000 in value. But it was frequently the case that the costs of assembling the individual tenant interests into the more valuable whole were so great as to preclude the more valuable use of the resource.

Heller called this the problem of the anticommons: “multiple owners are each endowed with the right to exclude others from a scarce resource, and no one has an effective privilege of use.” Property interests can be so finely divided as to impose significant assembly costs on later users who would like to consolidate the property interests into a more valuable whole. Heller and others have argued that precisely this anticommons problem arises in biomedical research.<sup>4</sup> We shall see an additional example in the box on the public domain later in this chapter.

The problems of the commons and of the anticommons suggest that there are efficiency issues of both “under-propertytization” and “over-propertytization.” Just as the porridge of the three bears could be too hot or too cold or just right, so, too, the law can define property interests too finely or not at all or in just the right measure.

<sup>4</sup> Michael A. Heller & Rebecca Eisenberg, *Can Patents Deter Innovation?: The Anticommons in Biomedical Research*, 280 SCIENCE 698 (1998).

## B. Intellectual Property

As with real estate, ownership of the mind’s products implies the right to exclude others from using them. When intellectual property rights are effectively enforced, the owner of a new computer chip or novel can use the power of exclusion to extract a price from other users. The price rewards the creator, which results in more innovations and faster growth—a form of “dynamic efficiency.”

After making an innovation, disseminating it allows more people to enjoy its advantages. Intellectual property rights can also increase dissemination. Without property rights, the innovator may try to keep the innovation secret in order to profit from it. Thus, Renaissance Venetians carefully guarded the secrets of glass-making, and Shakespeare carefully guarded the texts of his plays so that only his company could perform them. With effective intellectual property rights, however, the innovator need not fear that others will steal the innovation. Instead of keeping it secret, the owner can disseminate it and charge fees for its use, such as licensing fees for patents or performance fees for plays. Replacing secrecy with



property increases dissemination, which results in wider use—an increase in “static efficiency.”

Although secure intellectual property rights cause the owner to disseminate an innovation, dissemination usually stops short of the point required for static efficiency. Monopoly theory explains why. A valuable invention creates a better product or a better way to make an old product. If the invention has no close substitutes, granting a patent or copyright creates “monopoly power,” which means that the seller can raise the price. To maximize profits, the owner-monopolist sets the user fee too high for social efficiency, so use is too low. Thus, intellectual property law results in less dissemination of an innovation than required for static efficiency.

Patents and copyright are temporary monopolies that can vary in breadth and duration. Narrowing the breadth or shortening the duration of intellectual property rights often decreases monopoly profits and increases dissemination. To illustrate, assume that one person writes a novel and another adapts it for a movie. Narrow copyright law gives the novelist ownership of the novel and the adapter ownership of the movie rights. In contrast, broad copyright law gives the novelist ownership of the novel and the movie rights. Similarly, a patent on a computer chip can last different lengths of time in different countries. Starting from narrow, short intellectual property rights, broadening and lengthening them rewards the creator and encourages more innovation. If the innovation can be kept secret, then broadening and lengthening the intellectual property rights rewards dissemination by increasing user fees. Thus, increasing incentives for creation also increases incentives for dissemination, at least up to a point. Beyond this point, however, broadening the scope or duration of the creator’s property rights increases monopoly power, which rewards creation and reduces dissemination. Thus, incentives for creation and dissemination trade off. (Later we explain that increasing the scope or duration of the creator’s property rights still further may eventually reduce creation and dissemination.)

To appreciate the problem of dissemination, consider bridge tolls. Efficiency requires the toll to equal the marginal cost of crossing the bridge. The cost of allowing another motorist to cross an *uncongested* bridge is approximately zero, so the optimal toll is approximately zero. If the optimal toll is not zero, someone who values crossing the bridge will fail to do so, which is a waste. Suppose the toll is \$1. A person who is willing to pay \$.75 will not cross, so the toll destroys \$.75 in benefits that could have been created at no cost. (The conclusion is different for a congested bridge, where increased congestion is the cost of allowing another motorist to cross.) Similarly, the cost of allowing another person to use a patented computer program or music recording is approximately zero, so the optimal user fee is approximately zero. However, the fee that maximizes profits for the owner is much larger than zero. Thus, intellectual property results in too-high user fees and too-low dissemination.

The innovation-diffusion tradeoff causes major trade tensions in the contemporary world. The world’s developed countries create far more innovations that result in patents or copyrights than developing countries. The developed countries, consequently, focus on the benefits of strong intellectual property rights that



protect their creators. In contrast, the developing countries benefit from wide diffusion of technology at low cost. The developing countries, consequently, lack enthusiasm for enforcing intellectual property rights that raise prices to their consumers. Thus, Microsoft wants China to suppress illegal copying of its software, and China apparently lacks enthusiasm for this effort. The net result is that the latest Microsoft software sells in Hong Kong street markets for the cost of a diskette, and the U.S. threatens to sue China in the World Trade Organization.<sup>5</sup> These tensions should ameliorate as China finds that weak intellectual property law retards the development of software and other creative industries.

Intellectual property law confronts the innovation-dissemination tradeoff and resolves it somewhat differently in each of its three principal areas—patents, copyrights, and trademarks. Intellectual property law, however, is a historical accretion that developed without a scientific basis. Only recently has property law come under economic analysis. Even today, however, available economic analysis is insufficient to the task. The usual technique of economic analysis involves comparing equilibria with fixed technology (“static equilibrium analysis”), whereas intellectual property law requires an analysis of innovation and changing technology (“growth theory”). Improvements in the economics of information will no doubt produce new, better critiques of intellectual property law. In the meantime, the economic analysis of intellectual property law must proceed with the tools at hand. Besides inadequate scientific tools, intellectual property law aligns poorly with economic efficiency because the legislators respond to politically powerful special interest groups who care about their own profits more than the nation’s wealth. The development of high technology industries challenges both economic theory and the law. Almost all questions regarding intellectual property law are open. This fact makes the subject both exciting and confusing.

**1. Patents: Broad or Narrow?** To appreciate the history of patent law, consider its evolution. European patents for inventions began in the Republic of Venice in 1474 and were formalized in England in the Statute of Monopolies in 1623. Article I, Section 8 of the U.S. Constitution gives Congress the power to protect both copyright and patent: “to promote the progress of science and useful arts, by securing for limited time to authors and inventors the exclusive right to their respective writings and discoveries.” To put this power into action with respect to patents, the U.S. Congress passed America’s first patent law in 1790, which was revised in 1793, 1836, 1952, and 1995. To secure an exclusive right to an invention, the inventor must submit an application to the U.S. Patent Office establishing that the invention is for a “new and useful process, machine, manufacture, or composition of matter, or [a] new and useful improvement thereof.” (35 U.S. Code 101.) The invention must be “non-obvious,” must have “practical utility” (a characteristic that is more or less presumed for all applicants), and must not have been

<sup>5</sup> The Agreement on Trade Related Aspects of Intellectual Property, or TRIPS, applies to all members of the World Trade Organization. Intellectual property rights are also enforced internationally through the World Intellectual Property Organization, or WIPO.



commercialized or known to the public for more than a year before the date of application. A patent examiner—a government official who is, ideally, a lawyer with a strong scientific background—must decide whether to grant the patent. Approximately three-fourths of all applications are granted by the Patent Office. Throughout the 1970s, between 70,000 and 80,000 patents were granted per year.<sup>6</sup> But in the 1990s patent applications and the number of patents granted in the United States exploded to nearly 150,000 per year. The successful applicant now receives a 20-year monopoly on the use of the invention.<sup>7</sup> No one can use the invention except by its owner's consent. Others who wish to use the invention must purchase the right to do so from the patent-holder. The holder may, at his or her discretion, *license* the use of the patent in exchange for the licensee's payment of a fee known as a *royalty*.<sup>8</sup>

If a patent-holder believes that another is using his patent without permission, he or she may bring an action for infringement and seek both injunctive and legal relief.

#### WEB NOTE 5.2



See our website for more on recent developments in patent laws in the United States and other nations, including speculation on the causes of the tremendous upsurge in the number of patents in the 1990s and early 2000s.

An inventor who applies for a patent risks more than lawyers' fees. The information in the application is accessible to the public. If the application fails, competitors will be able to freely use the invention described in the application. If the application succeeds, competitors will have a precise description of the invention, so they can try to emulate it without trespassing on the patent ("engineer around the patent"). For these reasons, some inventors prefer to rely on trade secrets protection and not apply for a patent. More typically, however, an inventor relies on both trade secrets laws and patents to protect his intellectual property.

<sup>6</sup> Of those issued between 1971 and 1975, 51 percent were granted to domestic corporations, 23 percent to foreign corporations and governments, 2 percent to the U.S. federal government, and 23 percent to individual inventors. This distribution represents a trend in the century toward corporate ownership and away from individual ownership of new patents. FREDERICK SCHERER, *INDUSTRIAL MARKET STRUCTURE AND ECONOMIC PERFORMANCE* (2d ed. 1980).

<sup>7</sup> In 1995, the U.S. Congress changed the patent life from 17 years from the date of approval to 20 years from the date of application. The change, which brings the U.S. system into conformity with other national patent systems, arose from the approval of the latest international trade agreement.

<sup>8</sup> More than 95 percent of the patents granted in the United States go to men. If society determined that women ought to receive a greater share of the patents granted, would it be wise to encourage women inventors by giving their inventions a longer patent life (say, 25 years) than that given to the inventions of men?



Patents create an exclusive property right in an invention with two dimensions: *duration* and *breadth*. “Duration” refers to the number of years between a patent’s registration and its expiration. For example, most U.S. patents last for 20 years from the date of application. “Breadth” refers to how similar another invention can be without infringing on the patent for the original invention. To illustrate, the Rubik’s Cube is a popular puzzle in which each of the six sides of the cube are divided into a  $3 \times 3$  grid, and each of the cells in the grid is colored. The object of the game is to manipulate the cube in order to align rows of same-colored cells. An American court ruled that the Rubik’s Cube did not infringe an earlier patent by Moleculon for a similar game using a  $2 \times 2$  grid.<sup>9</sup>

*1a. Breadth* An important policy question concerns the efficient breadth of a patent. To understand the difference in incentive effects between narrow and broad patents, contrast two inventors, two inventions, and two rules. Assume that two inventors are contemplating investing in research on two inventions. The first invention would improve oil-cracking processes and the second invention would provide a substitute for lead in gasoline. The inventors expect the two inventions to be similar but not identical. Under a broad rule, a single patent would encompass both inventions. Because the party who makes the first invention receives exclusive rights to both inventions, the party who makes the first discovery gets all of the profits, and the other party gets nothing. Thus, the broad rule encourages fast, duplicative research. In contrast, under a narrow rule, a separate patent would be required for each invention. The party who makes the first invention would receive exclusive rights to it, and the party who makes the second invention would have exclusive property rights to it. Thus, the narrow rule encourages slower, complementary research.

To appreciate this contrast between broad and narrow patents, consider a typical relationship between research and development (R&D). Research sometimes yields a pioneering discovery with no immediate commercial value, but with large commercial potential. To realize its potential, a pioneering discovery must be developed and “brought to market.” Development involves a series of small improvements. Thus, a pioneering invention is followed by a series of applications. The legal question is whether a patent for the pioneering discovery extends to the applications. Broad patents encourage fundamental research, and narrow patents encourage development.

To illustrate, suppose that an investment of \$100,000 in research yields a pioneering invention that has no commercial value. Subsequently, an investment of \$50,000 in development yields an improvement to the pioneering invention that has commercial value of \$1 million. If the law grants broad patents, a patent for the pioneering invention would also cover the improvement, but if the law grants narrow patents, separate patents would be required for the pioneering invention and the improvement.

<sup>9</sup> *Moleculon Research Corp. v. CBS, Inc.*, 872 F.2d 407, 409 (Fed. Cir. 1989).



What breadth of patents is most efficient? If the social value of investment on fundamental research exceeds the social value of investment on developing applications, then patents should be broadened. Conversely, if the social value of investment on developing applications exceeds the social value of investment on fundamental research, then patents should be narrowed.

In reality, questions of breadth are decided in law according to the “doctrine of equivalents,” which refers to a series of court findings about how nearly equivalent two inventions must be before finding patent infringement. This doctrine is obscure and unpredictable. Courts have sometimes reasoned that an improvement with great commercial value should not be interpreted as infringing on a pioneering invention with little stand-alone value.<sup>10</sup> After all, the improvement, not the pioneering invention, is what people really value.

Howard Chang, an economist-lawyer, has recently shown that this argument is flawed for purposes of maximizing the social value of inventive activity.<sup>11</sup> If the people who do fundamental research receive the sale value of the pioneering invention, but they do not receive any of the sale value of the commercial applications, there will not be enough fundamental research. To see why, consider an analogy between pioneering inventions and raising sheep. Sheep are sold for mutton and wool. Assume that the mutton from a sheep is worth much more than the wool. If shepherds are paid the value of the wool, but not the value of the mutton, then shepherds will not be paid enough, and they will raise too few sheep. Mutton and wool are *joint products* of rearing sheep. Efficient incentives require that shepherds receive the sale value of their product (sheep), which is the sum of the sale value of mutton and wool.

Similarly, commercial applications and pioneering inventions are joint products of fundamental research. Commercial applications require pioneering inventions, and pioneering inventions require fundamental research. A joint product will be undersupplied if the supplier’s compensation equals the commercial value of only one of the joint products. Ideally, the fundamental research and commercial development would be joined together in a single firm. If the activities are joined under a single producer, then the producer will receive the sum of the value of the fundamental research and commercial application, just like paying the shepherd the sum of the value of the mutton and wool.

Even if one firm conducted fundamental research and another firm developed commercial applications, the incentive problem could be solved if transaction costs were zero. If transaction costs were zero, then the Coase Theorem would apply: breadth of patent does not matter to economic efficiency so long as inventors can bargain with each other costlessly and make efficient contracts.

Problems arise under the realistic assumption that transaction costs impede bargaining between suppliers of fundamental research and commercial development. Two legal remedies are available: lubricate bargaining (Normative Coase

<sup>10</sup> See *Westinghouse v. Boyden Power Brake Co.*, 170 U.S. 537, 572 (1898).

<sup>11</sup> See Howard F. Chang, *Patent Scope, Antitrust Policy, and Cumulative Innovation*, 26 RAND J. ECON. 34 (1995). See also Robert P. Merges & Richard R. Nelson, *On the Complex Economics of Patent Scope*, 90 COLUM. L. REV. 839 (1990).



Theorem) or allocate rights to the party who values them the most (Normative Hobbes Theorem). Instead of pursuing these two remedies, U.S. law has been perverse in both respects.

Bargaining among inventors sometimes leads to joint research ventures, in which competing manufacturers share an R&D facility and compete with each other in production and sales. In America, antitrust laws have inhibited joint ventures for research and development. Thus, the application of antitrust law to R&D obstructed a solution to the problem of the joint production of inventions. Fortunately, American officials have recognized this failure in policy and taken steps to correct it.

When separate producers make joint inventions, officials face a difficult problem in determining the breadth of the patents. If the pioneering invention has little stand-alone value, then some of the improvement's value must be paid to the pioneer in order to provide an adequate incentive for pioneering inventions. On the other hand, if the pioneering invention has large stand-alone value, then its inventor often will be rewarded adequately already, even if he or she receives no share of the value of the improvement. Thus, patent protection for pioneering inventions should be *broader* for those with *little* stand-alone value, and the patent protection for pioneering inventions should be *narrower* for those with *large* stand-alone value. This is just the opposite of the result sometimes reached by U.S. courts.<sup>12</sup>

**QUESTION 5.1:** When the patent expired on a drug named “Librium” (a sedative that was the forerunner of Valium), its price dropped from \$15 to \$1.10.<sup>13</sup> Explain why this drop in price occurred. Relate your explanation to the problem of efficient incentives for creating and transmitting an idea.

**QUESTION 5.2:** Recall our example of an investment of \$100,000 in research that yields a pioneering invention that has no commercial value, and a subsequent investment of \$50,000 in development that yields an improvement that has commercial value of \$1 million. Assume that Firm A is uniquely situated to do the pioneering research, and Firm B is uniquely situated to develop the application. Predict the difference in investment resulting from a broad patent law and a narrow patent law. In making your prediction, distinguish between a situation in which transaction costs prevent Firm A and Firm B from bargaining with each other and a situation in which transaction costs of bargaining are zero.

<sup>12</sup>The technical name for the legal doctrine giving perverse results is the “doctrine of equivalents.” Applying this doctrine, courts may find that a pioneering invention with little stand-alone value *is not equivalent* to an application of it, so the patent for the former does not extend to the latter. In contrast, the courts may find that a pioneering invention with stand-alone value *is equivalent* to an application of it, so the patent for the former extends to the latter.

<sup>13</sup>“‘When Librium, Hoffmann-LaRoche’s forerunner to Valium, came off patent, prices dropped from \$15 to \$1,’ said William Haddad, president of the Generic Pharmaceutical Industry Association.” See “The Shift to Generic Drugs,” *New York Times*, July 23, 1984, p. 19.



**QUESTION 5.3:** When inventions take the form of discovery and application, the authorities may issue a “dominant patent” to the pioneering discovery and a “subservient patent” to the improvement. The subservient invention cannot be manufactured legally without the agreement of the holders of the dominant patent and the subservient patent. Thus, the two parties are compelled to bargain, each having veto power, and agree on the division of future profits before manufacturing the improvement. Absent such an agreement, only the pioneering invention can be manufactured. Answer Question 5.2 under the assumption that, instead of prescribing broad or narrow patents, the law grants a dominant patent and a subservient patent.

*1b. Duration* As noted, the rights to a patent last for a fixed time period. What is the *optimal patent life*? We provide an economic framework for answering this question. Because patents create a temporary monopoly that rewards the inventor and overcharges buyers, the optimal life of a patent strikes the best balance between encouraging creativity and discouraging dissemination. As the duration of patents increases, society enjoys more benefits from more innovation. However, the rate at which these benefits increase presumably decreases. Consequently, the marginal benefit from more innovation decreases as the duration of patents increases. As the duration of patents increases, society suffers more costs from less dissemination. Society responds to long patents by searching for substitutes for patented goods. The longer a society searches, the more substitutes it finds. As with benefits, the rate at which the social costs of patents increases presumably decreases with duration. Consequently, the marginal cost from less dissemination presumably decreases as the duration of patents increases.

Marginalist reasoning describes the optimal patent life in abstract terms. But what particular life is optimal? As we have seen, in the United States an invention that meets certain conditions is given a 20-year patent measured from the time of filing. Ideally, there would be a different patent life for each invention, depending on its individual characteristics.

Such a scheme of individualized patent terms is impractical, but practical alternatives exist to granting a 20-year patent for every invention. Germany, for example, has established a two-tiered patent system. Major inventions in Germany receive full-term patents, while minor inventions and improvements receive *petty patents* for a term of 3 years. In addition, Germany requires patent-holders to pay an annual fee to continue the patent. The annual fee is relatively modest for the first several years of a patent’s life, but thereafter escalates at regular intervals until the patent period is exhausted. Consequently, fewer than 5 percent of German patents remain in force for their entire term, the average patent life being a little less than 8 years. This fact is not surprising when you consider that, given an interest rate of 10 percent, a promise to pay \$1 in 8 years is worth less than \$.50 today, and a promise to pay \$1 in 20 years is worth less than \$.20 today.

Would economic efficiency increase by changing the U.S. system to resemble the German system? Perhaps. A convincing answer, however, requires much statistical research to provide evidence about broad averages, and that research remains to be done.



**2. Too Much Patent** Despite absence of statistical research, evidence exists that patent law has extended too far and threatens to choke creativity in some areas. Pharmaceutical research provides an example of such a problem that legislation cured. To develop a new drug, companies often have to use an existing drug. Fearing competition, the owners of patents on drugs are reluctant to license their use in research to competitors. This is a case where patent law suppresses the innovation that is the purpose of it. The Food, Drug, and Cosmetic Act, also known as the Hatch-Waxman Amendments, addressed part of the problem by allowing the free use of patented compounds in research to develop a generic alternative. In *Merck KGaA v. Integra Lifesciences I, L.* (2005), the Supreme Court extended this law to research aimed at developing entirely new drugs.

Another example of overextended patent law concerns business methods. In the past, no one thought that a business method could be patented. However, creative lawyers induced the U.S. Patent Office to issue patents on some business methods. The most famous example is Amazon's patent on "one-click" Internet orders. Most scholars believe that innovators who create new business methods should not be able to patent them.



### OPTIMAL PATENT LIFE: ORPHAN DRUGS

We have already remarked on the fact that there is one patent term—20 years. The analysis of this section has implied that this is not optimal; clearly the social costs and benefits of inventions and innovations differ, sometimes markedly. Ideally, the patent system would recognize these variations by granting different patent terms depending on the net social benefit of each invention. But the administrative costs of making an invention-by-invention determination of optimal patent life—or even of putting inventions into classes with different patent terms—are probably prohibitively high. There are, no doubt, social costs—perhaps, *significant* social costs—that follow. For instance, there may be a valuable invention that is extremely costly to develop but that simply could not generate enough revenues if sold at a reasonable cost within the 20-year patent term to justify development.

The United States Congress has recognized several important examples of such inventions. One is the Hatch-Waxman Act (Drug Price Competition and Patent Restoration Act) of 1984. That Act added up to 5 years of patent life for pharmaceuticals to make up for time lost in the pre-approval testing of new drugs required by the Food and Drug Administration (FDA). The Act also eliminated duplicative safety and effectiveness testing for generic drugs (those that share the chemical composition of drugs that are coming off patent).

Congress went even further in the Orphan Drug Act of 1983 and its later amendments. Congress addressed that Act at an instance of the problem we mentioned above—a valuable invention that might not be developed because the standard patent life was not long enough to justify the development costs. An "orphan drug" is one for treatment of "any disease or condition which occurs so infrequently in the United States that there is no reasonable expectation that the cost of developing or marketing the drug will be recovered by sales." A later amendment further defined such diseases or conditions as those



affecting fewer than 200,000 people in the United States. The Act gives developers of orphan drugs tax credits for the costs of clinical studies and other subsidies for development costs. In addition, developers of orphan drugs are given a period of 7 year exclusivity, which may be revoked if the developer fails to provide the patient population with the drug or abandons the drug.<sup>14</sup> Finally, the FDA greatly accelerates the approval process for orphan drugs, sometimes taking only 8 months for approval.

The Act apparently had the desired effect. In the 20 years before 1983, the FDA had approved only 10 orphan drugs. But in 1984 alone it approved 24. During the Act's first 15 years, the number of orphan drugs increased fivefold, while the number of non-orphan drugs increased by twofold.<sup>15</sup>

This record of success notwithstanding, there are some concerns with the Orphan Drug Act. One has to do with the exclusivity period. That 7-year period, for example, encourages initial development but discourages development of competing but chemically different drugs. Congress found this to be undesirable, so in 1993 they passed amendments to the Act that allowed patenting of second and third orphan drugs directed at the same disease or condition as the original orphan drug so long as those second and third drugs were clinically superior in defined ways. There also have been some additional concerns with the status of orphan drugs. Suppose, for example, that the patient population turns out to expand beyond the 200,000 threshold or that the orphan drug turns out to be effective in treating other, non-orphaned conditions or diseases or that the orphan drug turns out to be extremely profitable. Should the orphan status be revoked in these instances? Congress has addressed these issues but has not yet reached agreement on what to do about them.

<sup>14</sup>This term of exclusivity may strike some readers as odd. Aren't *all* patents grants of exclusivity? Yes, but there is a very important qualification. A normal patent gives the holder exclusive rights to *that* invention or innovation. But others are free to develop distinct but different inventions that substitute for (but do not infringe upon) existing patents. (See our brief discussion of the "doctrine of equivalents" in this section.) So, you may have developed and patented a pharmaceutical that lowers bad blood cholesterol. But others can develop other chemicals directed at the same end, so long as they are not close copies of your drug. (Consider that your ownership of a piece of real property gives you exclusive rights to *that* property but not to similarly situated pieces of property.) The distinction in the Orphan Drug Act is that once one has developed a pharmaceutical that meets the criteria for being designated an orphan drug, no one else can develop even a different drug addressed to the same condition or disease for 7 years (at least under the original formulation of the Act).

<sup>15</sup>See Frank Lichtenberg & Joel Waldfogel, "Does Misery Love Company? Evidence from Pharmaceutical Markets Before and After the Orphan Drug Act," NBER Working Paper No. 9750 (2007).

**QUESTION 5.4:** One possible pitfall of the renewal-fee system for determination of optimal patent life is that, ideally, we want the patent-holder to compare the renewal fee with the *social* benefit of continuing the patent for another year, not just the *private* benefit. Can you suggest how, in setting the annual renewal fee, we might induce patent-holders to make the appropriate social calculation?

**QUESTION 5.5:** A third means of reducing the social costs of granting a patent life that is too long is a policy of *compulsory licensing*. This policy, which forms part of the patent systems of most Western



European countries, allows frustrated licensees to ask courts to compel patentees to license them if they can show that patent-holders have failed to use their patents in the domestic market within a specified time period, have failed to license when that is essential to bringing a complementary invention into use, or have abused their positions by, for example, excessively restricting the supply of their inventions. If the court is persuaded by the licensee to compel licensing, then it also determines a *reasonable* royalty. Give an economic evaluation of the policy of compulsory licensing.

*1c. Conclusion on Patents.* As explained, the original economics of information concluded that an unregulated private market will undersupply information. Remedies to the problem include public supply or subsidies for scientific research, charitable donations, and intellectual property rights. This view still dominates most policy discussions. However, special situations can occur in which no regulation or subsidies results in too much information or just the right amount.<sup>16</sup>

To see why, consider the invention of a superior means of forecasting the weather. The original theory argued that the inventor cannot appropriate the value of the invention because people who buy her forecasts can resell them to others. However, there are alternative means for inventors to earn profits. The inventor of the weather forecast, for example, can profit by speculating on agricultural prices. To see how, let's suppose that the inventor forecasts a rainy autumn that will reduce harvests and cause the price of corn to rise. She can keep this information secret and buy corn in the summer for delivery in the autumn. When the harvest arrives in the fall, farmers will fulfill their contracts by delivering corn to the inventor at the low, summer price. Subsequently, the inventor can resell the corn on the spot at the high price caused by a rainy autumn. Thus, Aristotle asserts that Thales of Miletus used philosophy to predict the weather and made a fortune on what amounted to olive press call options.<sup>17</sup>

In general, the producers of information can obtain profits from speculative investments. In Silicon Valley, an inventor often participates in founding a firm and owns a lot of its stock. The inventor presumably knows more than the public about the firm's future performance. The invention may give the firm a competitive advantage in several respects beyond its immediate application. For example, the firm may learn many things about applying and marketing the invention in various fields ahead of its competitors. Also, the firm may establish its brand name over products associated with the invention. Once the market learns the firm's true value, the inventor's stock will appreciate.

Following this line of thought, some scholars have argued that some markets produce too much investment in information. For example, consider the stock market as

<sup>16</sup>See J. Hirschleifer, *The Private and Social Value of Information and the Reward to Innovative Activity*, 61 AM. ECON. REV. 561 (1971). See also R. Posner, *The Social Costs of Monopoly and Regulations*, 83 J. POL. ECON. 807 (1975), and E. Rice & T. Ulen, *Rent-Seeking and Welfare Loss*, 3 RES. IN LAW & ECON. 53 (1981).

<sup>17</sup>Aristotle's *Politics*, Book 1, Chapter 11. Thanks to Eric Rasmusen for this example.



a whole. An investor who finds out sooner than others that one corporation is buying another can make large profits by purchasing the target company's stock. The gains to society from faster price movements in the target company's stocks are modest compared to the vast wealth redistributed from uninformed stockholders to informed investors. This fact is one reason why securities laws in the United States and elsewhere forbid members of a firm from trading its stock based on information that they have not yet made public—the prohibition against *insider trading*.

Investors race to buy a stock whose price will rise before someone else does, which creates the possibility of excessive trading. Similarly, fishermen race to catch the fish in the sea before someone else does, which causes tragic overfishing. Inventors race to secure patents. Unlike the Olympics, patent law has no silver medals—the second-place finisher gets nothing. Are inventions like fish in the sea? No. The advantages of growth are so vast that society benefits from the innovation race, even when it is frenetic. Beating the competition in a patent race has negative externalities, but inventions cause much larger positive externalities that are enjoyed by the public as the innovations disseminate.

Before concluding this section, we want to mention a reason why patent protection for some inventions is higher than commended by economic efficiency. In addition to the legal monopoly given by a patent, some inventions create natural monopolies. A natural monopoly exists when average costs fall as the scale of production rises. Given a natural monopoly, the largest firm with the lowest costs can drive out the competition. For example, spreading research and development costs over larger production volumes reduces the average cost of innovation. Thus, the average cost of developing an operating system for users of personal computers falls as the number of users increases. In information technologies, industry standards provide an additional element of natural monopoly. To illustrate, standardizing the key strokes required to move the cursor in a word processing program lowers the learning cost of word processing to everyone. As the standard becomes more dominant, users value it more. Consequently, any company that can establish exclusive rights over an industry standard can enjoy an element of natural monopoly and exploit this power in licensing the right to use the standard.

If an invention is the basis of a natural monopoly, then the inventor can obtain monopoly profits even without a patent. To do so, the inventor must use his lead-in time to expand his business and innovate faster than the competition. By growing and innovating faster than the competition, the leader enjoys increasing returns to scale, which convey monopoly profits. To illustrate, assume that a computer software product begins with a fundamental discovery and then undergoes constant improvement through innovation. To finance constant improvement, a company needs a significant level of sales. The original inventor may achieve the critical sales level before anyone else and then price the product low enough to preclude entry by other firms. The price that precludes entry into the market by competitors (the so-called “entry-limiting price”) can still yield supra-competitive profits to the producer.

Natural monopoly is such a common feature of networks that its occurrence in networks has a special name—*network effects*. The economic analysis of network effects began with railways in the 19<sup>th</sup> century. The most efficient organization of a railway usually requires lines to radiate from a central terminal.



The central terminal is the “hub” and the radiating lines are the “spokes.” (This same language is now applied to airlines.) The owner of the central terminal can favor connections to its own railway lines and disfavor connections to competing railway lines. This network effect in railways confers a large advantage on the owner of the central terminal for a region. Similarly, information-based industries often rely on connections analogous to the central railway terminal. For example, all the software on a personal computer must use its operating system. An exclusive owner of the operating system for personal computers can favor the use of its own software and disfavor the use of rival software. Such a pattern of abuse is the central allegation of the U.S. Justice Department in its recent antitrust suit against Microsoft. Owning a computer operating system has been analogized to having a patent on use of the English language.

**QUESTION 5.6:** Suppose that the inventor of a weather-forecasting technique determines that the weather during the growing season will be perfect, causing a bumper harvest. Explain how the inventor could use this information to make profitable investments.

**QUESTION 5.7:** The directors of a corporation are often the first people to know about facts that affect its stock price. American law forbids directors and other “insiders” from using “inside information” to speculate on the value of the company’s stocks. Use the theory of first appropriation and the economics of information to make arguments for and against the efficiency of this prohibition.

#### WEB NOTE 5.3

See our website for additional law-and-economics literature on patent issues.



### PATENT (AND OTHER) PRIZES

The economic argument for patents asserts that giving the developer of a new, useful, and nonobvious invention or innovation an exclusive right encourages investment in and dissemination of new methods, machines, and practices. But there has always been skepticism about the necessity of the patent system. Critics have long argued that the shortcomings of that system—particularly the high prices and restricted output of monopoly—are not worth the alleged benefits.<sup>18</sup> Indeed, because of their deep concerns about the ill effects of the IP system, several European countries, including Sweden and the Netherlands, suspended their intellectual property systems for several decades in the mid- and late 19<sup>th</sup> century.

<sup>18</sup>See for example, Michelle Boldrin & David Levine, *The Case Against Intellectual Property*, 92 AM. ECON. REV. 209 (2002). See also the authors’ website at [www.econ.wustl.edu](http://www.econ.wustl.edu) for their book-length manuscript *AGAINST IP*.



But if there is no patent system, how can society encourage investment in invention and dissemination? One possible method is through the award of prizes. These can be monetary rewards for designated accomplishments or for general innovations, and they can be offered by either public or private parties or both simultaneously. Perhaps the best example of a public reward designed to induce a particular invention is the English government's search for an accurate method of measuring longitude.<sup>19</sup> Using sightings of the sun, ships could relatively easily measure latitude, their distance north or south of the equator. But with regard to longitude they were—well, at sea. The results of not knowing where one was could be, and sometimes were, disastrous. In response to a famous ship disaster, the English Parliament decided to do something. In 1714 they offered a reward of £20,000 to the first person who could accurately measure longitude at sea. To evaluate the submissions, Parliament appointed a Board of Longitude, with Sir Isaac Newton as its Prime Commissioner, and they required a testing voyage to the West Indies with criteria for success.

A carpenter and clockmaker in Yorkshire, John Harrison, thought that the key to measuring longitude was an extremely accurate clock. (Most of the other inventors who pursued the prize thought the key lay in accurate sightings of celestial objects.) Harrison's insight was that the Earth turned through 360 degrees, a complete rotation, in the course of 24 hours. As a result, the Earth turns through 15 degrees each hour of each day. If it were possible to measure the time difference between a ship at sea and at a fixed point on the Earth's surface (such as at London), then one could tell how far around the Earth one had gone. To take an example, if one could tell that one was exactly 3 hours to the east of London, then one would know exactly what one's longitude was—45 degrees East. But for that method of measurement to work would require having an extremely accurate clock. And that was the task that Harrison set himself.

Harrison finally developed an extremely accurate clock, which he called H-4, in 1759. In 1764 the Board of Longitude ordered H-4 to be tested on a ship traveling from Portsmouth to Barbados, and Harrison's son, William, went to Barbados to oversee the test. The clock performed marvelously, but rivals blocked Harrison from receiving the prize until his son made a dramatic and successful appeal to King George III. Harrison finally received his reward 43 years after he had begun his quest.

England was not put off by this experience. Parliament later offered a reward for the first successful vaccine against smallpox.

There are many—indeed, an increasing number of—private prizes designed to elicit particular inventive activity. The Ansari X Prize, created in 1996, famously offered \$10 million to the first private team that could finance, build, and launch a spaceship capable of carrying three people to a height of 100 km (62.5 miles) above the Earth, return safely to Earth, and then repeat the trip with the same ship within 2 weeks. A group headed by Burt Rutan and Paul Allen, the cofounder of Microsoft, won the prize in October, 2005.

Some have suggested that the successes of rewards for particular achievements can be extended to general inventions. Steve Shavell and Tanguy van Ypersele have argued that a system of general governmental rewards for the developing of new, useful, and nonobvious inventions is superior to the current system of awarding patent rights.<sup>20</sup> Are the social costs and benefits of a reward system clearly superior to those of the current patent system? Could one argue that public and private rewards for inventive activity complement the patent system so that the two systems should operate together?

<sup>19</sup>See DAVA SOBEL, *LONGITUDE* (1997).

<sup>20</sup>See Steven Shavell & Tanguy van Ypersele, *Reward Versus Intellectual Property Rights*, 44 J. Law & Econ. 525 (2001). See also Michael Abramowicz, *Perfecting Patent Prizes*, 56 *VAND. L. REV.* 115 (2003).



**3. Copyright** In our analysis of patents, we applied the economics of information to answer the two fundamental questions about breadth and duration. This same framework applies to other topics in intellectual property, notably copyright and trademark, which we discuss briefly. Copyright grants writers, composers, and other artists a property right in her creation on demonstration that her work is an *original expression*.<sup>21</sup> Unlike the patent system, the U.S. copyright system does not require creators to register their work in order to receive the protection of copyright. But very much like the patent law, copyright protection is limited in breadth and duration.

The breadth of a copyright concerns the uses to which copyrighted material can be put without authorization. A broad copyright forbids any unauthorized use, whereas a narrow copyright permits some unauthorized uses. For example, books are quoted in reviews and satires, or photocopied for educational purposes. The law handles these uses through so-called *fair-use* exceptions. For example, in *Sony Corporation of America v. Universal City Studios, Inc.*, 464 U.S. 417 (1984), the *Betamax* case, the U.S. Supreme Court held that recording over-the-air copyrighted television programs on a videocassette recorder is fair use when done for “time-shifting” purposes, but not necessarily for purposes of “archiving.” A vague line, frequently litigated, divides fair and unfair unauthorized copying.

Since its 18<sup>th</sup> century beginning, the United States has lengthened the duration of a copyright until it now stands as the creator’s life plus 70 years.<sup>22</sup> The optimal duration of a copyright involves a different problem from patents—specifically, *tracing costs*.<sup>23</sup> Before producing her own copyrightable material, a creator may want to check to see if her ideas for a novel, say, are original. The costs of searching among all novels to make sure her idea does not, unintentionally, infringe on someone else’s copyright can be extensive. To limit these costs, creators are given limited duration and relatively narrow breadth for their creations. However, the ease of copying and the spread of literacy increase the ability of others to avoid paying the copyright-holder a royalty. So, the lengthening of copyright protection allows creators a longer time to recoup their just royalties.

In some areas, copyright and patent law have extended too far and threaten to choke creativity. To appreciate the problem, imagine that someone obtains copyright to the English language. No one would be able to say anything without

<sup>21</sup> As Lord Macaulay put it, copyright is “a tax on readers for the purpose of giving a bounty to writers.” THOMAS B. MACAULAY, *SPEECHES ON COPYRIGHT* 25 (C. Gaston ed. 1914).

<sup>22</sup> In October, 1998, Congress passed the Sonny Bono Copyright Term Extension Act, which lengthens copyright protection for works created on or after January 1, 1978, to the life of the author plus 70 years, and extends existing copyrights “created for hire and owned by corporations” to 95 years. Before change, the 1976 Copyright Act had given protection for the author’s life plus 50 years. Whatever other reasons there may be for the Copyright Term Extension Act, one justification is that it brings U.S. practice into conformity with Western European practice.

<sup>23</sup> William Landes & Richard A. Posner, *An Economic Analysis of Copyright Law*, 18 J. LEGAL STUD. 325 (1989). See also Wendy Gordon, *On Owning Information: Intellectual Property and the Restitutory Impulse*, 78 VA. L. REV. 149 (1992).



paying a license fee. This copyright would suppress language creativity. Similarly, many computer experts believe that fundamental computer languages should remain in the public domain where people can freely modify, adapt, improve, and use them. In this way the Linux operating system has developed into a powerful programming tool. As we move away from operating systems to more applied programs, however, private owners control the most successful programs. Examples are Microsoft Word and Google. We could analogize operating systems to the English language and applied programs to novels. These facts suggest a natural boundary between open source and proprietary software. Computer programs hotly contest the proper location of this boundary. Their rhetoric can sometimes sound like a religious war of the 17<sup>th</sup> century or the bitter dispute between socialists and capitalists in the 20<sup>th</sup> century.

The historical legacy of copyright law often hinders and obstructs communications among scholars and slows scientific development. Before the Internet, scholars communicated mostly on paper when they did not talk to each other. Publishing an academic journal on paper is costly, so the publisher has to restrict access by charging high subscription fees. With the Internet, the cost of disseminating journal articles plummeted, yet the same academic journals with their high subscription fees dominate many academic fields. To change the situation, some scholars now refuse to transfer copyright over their articles to the publishers of journals with high subscription fees, or they reserve Internet dissemination rights for themselves. An initiative called the “Creative Commons” attempts to create a new copyright standard that guarantees for authors the right of cheap dissemination of their scholarship on the Internet.<sup>24</sup>

What is the future of copyright in the digital age? According to one vision of the future, most users of digital information will download it from a few large sellers who impose uniform charges. In this system, obtaining information resembles putting money in a jukebox to hear a song. According to the “celestial jukebox” model (see Paul Goldstein’s book, cited at the end of this chapter), every user of digital information will resemble contemporary U.S. radio stations that must pay standardized royalties to a central clearinghouse whenever they broadcast a song. If the celestial jukebox succeeds, copyright will become the dominant law of the digital age. According to an alternative vision, however, copyright law will die because technology will make law unnecessary. In the model of “digital libertarianism,” technical protection through cheap encrypting will be more efficient than legal protection of intellectual property. Cheap encrypting will allegedly enable producers of digital information to control who uses it without much need for law. Are new laws the answer to new machines, or are new machines the answer to new machines? If you think you know whether the future will bring the celestial jukebox or digital libertarianism, then you should immediately go buy technology stocks.

---

<sup>24</sup>The Creative Commons, a project of Professor Lawrence Lessig of the Stanford Law School, allows authors, composers, and other creators to choose among a variety of protections for their expressions. See [www.creativecommons.org](http://www.creativecommons.org).



**WEB NOTE 5.4**

Our website considers much more on the economics of copyrights, such as the recent legal controversy regarding Napster and other websites for downloading copyrightable material, constitutional objections to the copyright extensions of the late 1990s, further proposals for copyright reform, and a recent proposal by Judge Richard Posner and Professor William Landes for an indefinitely renewable copyright.

**3. Trademark** Many modern businesses and service organizations invest vast sums of money to establish easily recognizable symbols for their products. For example, children in many countries recognize the golden arches signaling the location of a McDonald's hamburger franchise. Such symbols are *trademarks* or *servicemarks*. The common law and statutes protected trademarks from as early as the 13<sup>th</sup> century in England. Modern trademark law in the United States stems from the Federal Trademark Act of 1946, commonly called the *Lanham Act*. The act provides a method for obtaining federal registration for trademarks or servicemarks.<sup>25</sup> As in the case of patents, the successful applicant must establish that the mark passes certain criteria, the most important of which is distinctiveness. Registration with the U.S. Trademark Office entitles the holder to certain protections and rights, among which is the privilege of placing beside one's trademark a sign, ®, that indicates a registered trademark.<sup>26</sup>

Trademarks help to solve the problem of consumer ignorance about the quality of a product. When quality is opaque, the consumer can use the trademark as a signal of quality.<sup>27</sup> Furthermore, trademarks reduce the cost to consumers of searching for a product with specific qualities. The principal economic justifications for granting property rights to trademarks are that they lower consumer search costs and create an incentive for producers to supply goods of high quality.

Marketing in Eastern Europe before the fall of communism in 1989 shows what can happen without trademarks. State stores sold unbranded goods with generic labels—"bread," "shirt," "oil," or "pen." A consumer would find one or two unbranded pens on a store's shelf, so he or she could not tell who designed or manufactured them. A purchase was a random draw from the universe of state factories. Because factories could not acquire reputations with consumers, they could not compete to improve quality. In contrast, trademark law enables a company to build up a reputation for high quality and credible advertising, so it can compete with other companies on these dimensions.

The general problem of credibility is central to information economics. Buyers of information generally cannot determine its value until they have it.

<sup>25</sup> Note, however, that one does not have to register a mark in order to receive a property right in that mark.

<sup>26</sup> Some producers place the symbol TM or SM (for servicemark) on their products, but those symbols have no legal status.



To illustrate, a banker recently received a letter that read, “If you pay me \$1 million, I’ll tell you how your bank can make \$2 million.” The only way to make this claim credible is by providing the information to the bank. After the bank has the information, however, it has no reason to pay for it. Similarly, to assess the value of innovative software, a large buyer like Microsoft must understand how it works. After learning how the product works, however, Microsoft may produce its own version of the product rather than paying royalties to the small company.

Notice that the economic justification for trademarks is different from those for patents and copyrights. Unlike patents and copyrights, the economics of trademarks does not concern innovation, temporary monopoly, or constrained dissemination. Consequently, we cannot make the same economic argument for limiting the duration of the property rights in trademarks as we did in the case of patents and copyrights. Limits on the duration of patents and copyrights were justified as attempts to minimize the social costs of monopoly and tracing. However, trademarks encourage competition and do not impose tracing costs.<sup>28</sup> Perhaps this is why trademarks can last forever, until abandoned. In this respect, trademarks are like property rights in land and unlike other forms of intellectual property.

The question of breadth in trademarks has an interesting twist. Nothing is more settled in the law of trademarks than the proposition that generic product names cannot be trademarks. For example, no producer of cameras may register the word “camera” as a trademark. To allow such a trademark would enable its owner to sue every camera manufacturer that advertised its product by use of the word “camera.” If generic product names could be trademarks, then the law of trademarks would create monopoly power, rather than facilitating competition. Sometimes, however, a competitive product succeeds so far that its trademark becomes a generic name. For instance, people today speak of “xeroxing” when they mean “photocopying,” or they speak of “Scotch tape” when they mean cellophane tape, or they speak of a “Hoover” when they mean a vacuum cleaner. When this situation arises, the trademark owner must protect the trademark by suing rivals who use the generic name to describe their products. Otherwise, the producer loses its property right in the generic name.

This sort of thing happened to the Sterling Drug Company in 1921. In that year a U.S. federal district court determined that Sterling’s trademarked name for acetylsalicylic acid, “Aspirin,” had become the common word for any brand of that drug, not just Sterling’s. After this ruling, all producers of acetylsalicylic acid could use the term “aspirin” to describe their product. Bayer has managed to prevent this erosion of its trade name Aspirin in Mexico and Canada, where no company but Bayer may describe its acetylsalicylic acid as “aspirin.”<sup>29</sup> To learn how manufacturers of very successful products protect their trademarks, read the box on “Coke” on page 142.

<sup>28</sup> See, for general information, William Landes & Richard A. Posner, *Trademark Law: An Economic Perspective*, 30 J. LAW & ECON. 265 (1987).

<sup>29</sup> The Bayer Company of Germany had discovered acetylsalicylic acid in the late 1890s. The U.S. government seized the trademark “Aspirin” during World War I and sold the right to use that tradename to the Sterling Drug Company in 1918. Interestingly, Bayer purchased Sterling in 1994.



Besides quality, trademarks also signal prestige. In some east Asian markets a consumer can choose an unbranded watch and then choose the brand name to put on it. Thus, a consumer can get the prestige of a watch that proclaims itself to be a “Rolex” without paying the cost. These “knockoffs,” which violate trademark laws, reward the consumer and cheat the manufacturer of the authentic good. Unfortunately, standard economic tools were not designed for prestige, and they do not do a good job of measuring the costs and benefits of knockoffs.

**QUESTION 5.8:** The duration of copyright increased under U.S. law in several steps since the 18<sup>th</sup> century until it reached the life of the author plus 70 years. Suppose that a writer completes a novel at age 40. If the writer lives to be 75, then the copyright will last for 105 years. At an interest rate of 10 percent, the present value of \$1 paid after 105 years equals much less than 5 cents. What does this fact suggest about whether the efficient duration of copyright is longer or shorter than currently provided by law?

**QUESTION 5.9:** In 1939 the composer Igor Stravinsky received \$6000 from Walt Disney for the right to use “The Rite of Spring” in the animated film “Fantasia,” featuring Mickey Mouse. Should Disney own



### “COKE” IS IT!

One of the best-known trademarks in the world is the word “Coke” to describe the Coca-Cola Company’s cola soft drink. Precisely because it is so well known, there is the danger to the Coca-Cola Company that consumers might use the designation “Coke” to refer to any cola soft drink and not just the one the Coca-Cola Company produces. If that should happen, then “Coke” will have become a generic product name that any producer may use. The Coca-Cola trade research department, which has an annual budget of about \$2 million, employs a team of about 25 investigators whose job it is to roam the United States asking at restaurants and soda fountains for “Coke” and “Coca-Cola.” The investigators then send samples of what they are served to the corporate headquarters in Atlanta for chemical analysis. If the company determines that a restaurateur has served them something other than Coca-Cola, then that business is advised of its wrongdoing.

Since 1945, Coca-Cola has sued approximately 40–60 retailers per year. Retailers claim that what lies behind the company’s vigorous campaign is not a fear of trademark infringement but an insidious and anticompetitive attempt to browbeat retailers into dealing only with the Coca-Cola Company. They note that it is frequently too costly for them—as on a busy night—to tell each customer who asks for a rum and Coke that they are really going to get a rum and Pepsi. Rather than face a lawsuit for trademark infringement, many of the retailers simply signed up with Coca-Cola as their exclusive supplier, saying that to do so was less costly to them. The retailers point to the fact that Coke has an 80 percent market share in the fountain-soda market but a much smaller share of the supermarket sales as evidence that the trade research department’s work is part of an anticompetitive marketing operation.

(See “Mixing with Coke Over Trademarks Is Always a Fizzle: Coca-Cola Adds a Little Life in Court to Those Failing to Serve the Real Thing,” *Wall Street Journal*, March 9, 1978, p. 1, col. 4.)



the exclusive right to release the film in videocassette, which generated \$360 million in revenues in the first 2 years after its release in 1996, or are Stravinsky's assignees entitled to some of the money?<sup>30</sup>

**QUESTION 5.10:** No one may use a patent without the patent-holder's permission. But in a limited set of circumstances, others may use copyrighted material without the copyright-holder's permission. These circumstances—called the “fair use” exception—allow, for example, reviewers to quote from copyrighted material without permission, teachers to photocopy and assign limited portions of copyrighted material to their classes, and musical groups to include or “sample” copyrighted music in their own compositions.

Use economic theory to explain why it may be efficient to allow the fair use exception.

**QUESTION 5.11:** Why is it efficient to limit the duration of patents and copyrights, whereas real property rights endure almost forever?

**QUESTION 5.12:** Trademark law does not allow a holder to sell a trademark independent of the good to which it is attached. Thus, Coca-Cola cannot sell its use of the trademark “Coke” to another producer of cola syrup; that mark may be sold only with the syrup produced by or under the supervision of the Coca-Cola Company. Can you provide an economic rationale for this restriction?

#### WEB NOTE 5.5



What are the appropriate remedies for unlawful use of a patent, copyright, or a trademark? See our website for a discussion of the economics of those issues.

#### WEB NOTE 5.6



This section has only skimmed the surface of the remarkable developments in intellectual property of the last 10 years. For more on the issues of this area—such as a discussion of private ownership versus “open source” software—see our website.

## C. Organizations as Property

Families, clubs, churches, cooperatives, trusts, charities, and the state are organizations that own property such as land, buildings, and machinery. An organization, however, is not the same as the property that it owns. For some kinds of

<sup>30</sup>James Zinea, “A Discordant Ruling,” *Forbes*, October 5, 1998, page 66.



organizations, the members can buy and sell assets, but no one can buy or sell the organization. To illustrate, no one owns a family, club, church, cooperative, trust, charity, or state. In contrast, corporations have owners who buy and sell, not just the corporation's assets, but also the corporation itself. In brief, many organizations own property and some organizations *are* property.

Owned and unowned organizations perform different roles in society. Unowned organizations play the central role in social life, religion, and government, whereas corporations play the central role in production and economic growth. We will explain the connection between the difference in ownership and the difference in function.

To begin, consider what an organization is. Organizations generally have a structure of offices created by laws and contracts, such as Chairman, Treasurer, or Ombudsman. While some members of organizations have offices, all members have roles to play. Standardization in the division of labor creates roles like book-keeper, mechanic, or purchasing agent. By supplying a structure of offices and roles, an organization coordinates the behavior of its members so that it can pursue goals. When coordination is tight enough, observers of the organization ascribe goals to it, not just to its individual members. Thus, we can define an organization as *a structure of offices and roles capable of corporate action*.

Organizations adjust their structure to improve performance or change goals. Owned organizations adjust in response to pressure from markets for organizations. For example, corporate officers who fail to perform may find their company bought by a new owner who fires the old managers and replaces them with new managers. In contrast, an unowned organization avoids pressure from the market for organizations because no one can buy or sell it.

We must consider how a market for organizations changes their behavior. According to the bargain theory of property developed in this book, markets tend to move property from people who value it less to people who value it more. Thus the market for organizations tends to move organizations from owners who value them less to owners who value them more. Corporations are primarily instruments to make money, so the owners of corporations tend to value them according to their profitability. Consequently, the market for corporations tends to bring the ownership of each corporation to the people who can make the most profit from them. Under ideal conditions described in the model of perfect competition, profitability measures the social value created by a corporation. When reality approximates these conditions, the market for corporations maximizes the nation's wealth by transferring ownership to the people who can run corporations most profitably.

Because no one owns a family, club, church, cooperative, trust, charity, or state, there are no markets to move control of these organizations to the people who can make the most profit from them. Consequently, the primary purpose of these organizations is not profits. Instead of being an instrument for wealth, most members regard these organizations as primarily serving other purposes. If these organizations were owned, pressure from the market for organizations would divert their purpose to profitability. Consequently, no one should own an organization whose purpose is not profit, which is what we observe in fact.



The owner of property enjoys discretionary power over it, including the right to transform it. When an organization is owned, the owner usually has the power to restructure its offices and roles, and change the people who fill them. This owner's legal power over an organization often suffices to control it. When an organization is unowned, however, no one may control its offices and roles. *The alternative to ownership is often governance.* A system of governance involves politics and collective control. To illustrate the difference, the owner of a small corporation controls it and does with it as he wishes, whereas the members of a club, church, cooperative, or democratic state make collective decisions and engage in politics. Ownership is usually best for pursuing wealth, and governance is usually best for pursuing more diffuse goals.

We have explained that different organizations have different functions, and the primary function of corporations is to create wealth by pursuing profits. The market for corporations helps to keep management focused on this task. Markets for corporations, however, are often "thin," by which we mean that there are few buyers or sellers. To illustrate, economic recession at the turn of the 21<sup>st</sup> century and destruction of the World Trade Center by terrorists caused a significant decline in the number of air travelers. In this environment, many (but not all) airlines are unprofitable. This situation creates pressure for the owners of unprofitable airlines to sell them. The potential buyers are few in number, because airlines are very expensive to buy and running them requires expert knowledge. The market for airlines is "thin" in the sense of having few buyers and sellers. The problem of thin markets is aggravated by antitrust authorities who may prevent one airline from merging with another. In general, blocking mergers to thicken product markets thins the market for corporations.

As a market thins, competitive pressures diminish. Specifically, thin markets for corporations allow their members to pursue goals other than maximizing the company's profits. Understanding this fact requires appreciation of the history of corporate law. Corporations are very old forms of organization. For example, the British government financed itself in the past partly by selling exclusive licenses to large corporations to develop trade in the colonies. As a specific example, the Hudson's Bay Company was formed in 1670 and soon given control over fur trading and other businesses in the area amounting to one-third of present-day Canada.

Two important legal innovations distinguish these historic corporations from modern corporations. First, like the Hudson's Bay Company, the charters of the historic companies restricted them by activity and geography. In contrast, modern corporations can enter almost any form of business in any place. To illustrate, a corporation chartered in Indiana can enter almost any kind of business in any other U.S. state. (Corporations are restricted from entering a few lines of business in the United States that are reserved for partnerships, notably law and accounting, or require separate incorporation, notably commercial banks.) Removing restrictions on activities and geography vastly increases competition among corporations.

Second, the owners of the historic corporations were liable for the corporation's debt. To illustrate, if the Hudson's Bay Company had gone bankrupt in the 18<sup>th</sup> century, then its creditors could obtain repayment by seizing the wealth of its stockholders. Given unlimited liability of investors in a company for its debts,



people who invest must carefully monitor and control the company's policies. In contrast, the owners of modern corporations are not liable for the corporation's debts. To illustrate, if an airline goes bankrupt, its creditors can liquidate its assets, but its creditors cannot seize the homes, cars, or bank accounts of its stockholders. As a result of *limited liability*, people who invest in stock run the risk of losing their investment and nothing more. Limited liability allows people to invest in a company without monitoring or controlling the company's policies so thoroughly.

Limited liability is an aspect of the more general problem of separating the assets of a company from the assets of its owners and managers. Limited liability prevents the creditor of the company from reaching the personal assets of the company owners. An equally important body of law prevents the creditors of the owners from reaching the assets of the company. Separating the assets is called "partitioning," and not separating the assets is called "co-mingling." Modern corporate law partitions the assets of corporations and their owners, whereas the law historically co-mingled them.

Limited liability has created a situation commonly described as the *separation of ownership from control*. This phrase refers to the fact that many stockholders in large companies sold on public stock exchanges do little monitoring of it and have no control over it. Sometimes a small number of large investors monitor and control the corporation. Often, however, none of the owners exercises control over the corporation. Instead, control over the corporation rests with its management. Most investors want to make money, so they want the managers to maximize profits. The managers, however, have their own goals to pursue.

A vigorous market for corporations can prevent managers from pursuing goals other than maximizing the company's profits. In general, the stock market bids up the price of a company's stock until it equals the sum of the company's expected future earnings discounted to present value. If managers fail to maximize the company's profits, then the expected future earnings of the company fall and its stock price declines. Under these circumstances, an outsider may attempt to buy the company and replace its management. As this theory predicts, econometric evidence demonstrates that the stock price of firms rises and remains higher as a consequence of a successful hostile takeover. So, the new managers must make the acquired firm more profitable. Foreseeing the possibility of a hostile takeover helps to prevent managers from departing very far from the goal of maximizing the company's profits. Conversely, a thin market for corporations makes hostile takeovers unlikely, so managers can pursue other goals than profits.

In recent years, much scholarship and research on corporations concerns how the law ameliorates or exacerbates problems created by the separation of ownership from control. For example, managers employ various contractual devices to reduce the possibility that someone will buy the company and bring in new managers (e.g., "poison pill," "golden parachute," "lock-ups," and non-voting shares of stock). Also, managers have succeeded in enacting statutes to reduce the effectiveness of the market for corporate control (notably the Williams Act).

Before beginning a new topic, we want to connect this discussion of organizations as property to the next chapter. The problem of the separation of ownership from control in the modern corporation has a general analytical form. Owners often



placed their assets under the control of someone else. In these circumstances, economists describe the owner as the “principal” and the controller as the “agent.” The principal-agent problem is to write a contract that gives the agent incentives to manage the asset in the best way for the principal. The next chapter uses the principal-agent model to develop the theory of contracts.

### QUESTION 5.13:

- a. Give a concrete example of the difference between ownership and governance in organizations. In your example, which form of organization has a higher transaction cost of making decisions?
- b. Find a concrete example of a corporation whose managers faced a hostile take-over bid that succeeded. After the take-over, what happened to the managers of the acquired firm?

## D. Public and Private Property

Having discussed the ownership of organizations, we return to a discussion of the ownerships of assets like land, buildings, and machinery by organizations. We will use our theory of property to explain the difference between private and public ownership of a resource. Private and public externalities differ according to the number of affected people. Similarly, private and public ownership can be distinguished by the number of owners. A resource owned by a single individual is private. A corporation owned by a small group of stockholders (“closely held corporation” or “close corporation”) is a “private company.” Corporations owned by many shareholders are “public companies.” Similarly, the state is called the “public sector.” When the state owns a resource, such as a public park, we sometimes say that the resource belongs to all of the citizens or that it belongs to no one other than the state.

What difference does the number of owners make? In discussing the Coase Theorem, we described bargaining among the owners of separate properties, such as the rancher and the farmer. Bargaining also occurs when several people own the same property. For example, the partners in a business bargain over the allocation of tasks. The difference between private and public ownership can be described as a difference in the structure of bargaining.

Private ownership divides people into small groups. So long as externalities are private, private owners can advance their interests by cooperating with a small number of people. Bargaining among small groups of people tends to result in cooperation and achieve efficiency. Consequently, the case for private ownership is easy to make when production and utility functions are separable, or when externalities affect few people. In these circumstances, public ownership is a costly mistake.

An illustration comes from a study of oyster beds along the Atlantic and Gulf coasts of the United States.<sup>31</sup> At an early stage in their lives, oysters attach

<sup>31</sup> See R.J. Agnello & L.P. Donnelly, *Property Rights and Efficiency in the Oyster Industry*, 18 J. LAW & ECON. 521 (1975). See also G. Power, *More About Oysters Than You Wanted to Know*, 30 MD. L. REV. 199 (1970).



themselves permanently to some subaqueous material, such as rock. This attachment makes it possible to imagine defining private property rights in oysters for commercial fishing operators. However, the states along the Atlantic and Gulf coasts that have commercial oyster industries have not settled on a single system of property rights for oysters. Some states have determined that the subaqueous areas where oysters tend to congregate are to be *common* property for oyster harvesters; any of them may take oysters from those areas, and none may exclude another. Other states have held that these areas are to be available for private leasing from the state and that the lessee will have the usual rights to exclude and transfer (with some limitations). This difference allowed Professors Agnello and Donnelly to compare the relative efficiency of the private and communal property-rights systems. The measure of efficiency they used was labor productivity (output per person-hour in oyster fishing). Their finding was that labor was much more productively employed in the privately leased oyster beds than in the communal oyster beds. Put dramatically, the authors of this study concluded that if all oyster beds had been privately leased in 1969, the average oyster harvester's income would have been 50 percent higher than it was. That implies a sizable welfare loss due to public ownership.

The public oyster beds are an example of the depletion of an open-access resource by overuse, which, recall, is called "the tragedy of the commons." Open access to a congested natural resource has a remorseless logic with a terrible ending, like a Greek tragedy.

We have discussed the easy case in which private ownership can separate utility and production functions and in which externalities are private. A more difficult case for choosing between public and private ownership arises when production and utility functions of many owners are interdependent and externalities are public. To address this problem through private ownership, the affected parties must bargain with each other, and the transaction costs are prohibitive. Public ownership is a possible solution. Instead of unstructured bargaining and a requirement that everyone agree, the switch from private to public ownership substitutes structured bargaining and a collective-choice principle, such as majority rule.

To illustrate, consider pasture land in the mountains of Iceland.<sup>32</sup> Dividing the mountain pasture among individual owners would require fencing it, which is prohibitively expensive. Instead, the highland pasture is held in common, with each village owning different pastures that are separated by natural features such as lakes and mountain peaks. If each person in the village could place as many sheep as he or she wanted in the common pasture, the meadows might be destroyed and eroded by overuse. In fact, the common pastures in the mountains of Iceland have not been overused and destroyed because the villages have effective systems of governance. They have adopted rules to protect and preserve the common pasture. The sheep are grazed in common pasture in the mountains during the summer and then returned to individual farms in the valleys during the winter. The total

<sup>32</sup> See the discussion of common mountain pastures in Iceland in THRAINN EGGERTSSON, *ECONOMIC BEHAVIOR AND INSTITUTIONS* (1990).



number of sheep allowed in the mountain pasture during the summer is adjusted to its carrying capacity. Each member of the village receives a share of the total in proportion to the amount of farmland where he or she raises hay to feed the sheep in the winter.

Some discussions of the superiority of private ownership over public ownership equate public ownership with open access to resources. This equation is too simple. In fact, the general public does not have free access to most public property. To illustrate, the national parks in the United States are publicly owned, but a fee is charged to enter; many activities require reservations in advance (a form of rationing by time), and no one can graze animals or cut wood. The tragedy of the commons, in its fully disastrous form, requires a political paralysis that prevents government from stopping the destruction of a resource. This paralysis seems to have reached an advanced stage for some resources, such as fisheries. For other resources, there are symptoms of paralysis, but not the full disaster. For example, the federal government owns vast lands in the American West and sells permits for grazing, forestry, and mining on these lands. The federal domain is inefficiently managed. As a result, the environment has deteriorated.<sup>33</sup>

Communism's collapse in Eastern Europe identified a kind of property problem that had gone unnoticed. Many shops in Moscow remained closed for several years while busy street kiosks appeared on the street in front of them. Potentially profitable shops remained closed because too many people had the legal or effective power to prevent anyone from using them. Multiple vetoes resulted from the overhang of socialist laws enacted under the communist regime. The situation where everyone could prevent anyone from using a Moscow shop is the mirror image of the sea where no one could prevent anyone from fishing. The problem of the sea was already called the "tragedy of the commons," so the problem of the Moscow shops was named the "tragedy of the anticommons." Once an anticommons emerges, collecting rights into usable private property bundles can be brutal and slow.

*Private ownership* assigns each resource to a person who owns it, and the owner can control access by excluding users. Private owners must bear the cost of boundary maintenance. Private ownership works well when production and utility functions are separable or externalities affect few people who can bargain with each other. *Public ownership* comes in three forms. First, *open access* allows everyone to use a resource, and no one can exclude anyone from using it. Nothing is spent on boundary maintenance. Open access works well when the resource is uncongested, but congestion causes tragic overuse. Second, *political control* allows lawmakers or regulators to impose rules concerning access. Limited access is the most common rule for the state's property, including public lands. Third, the opposite of open access is *unanimous consent*, which allows no one access unless everyone agrees. The need for unanimous consent among multiple owners causes tragic underuse. In special circumstances where the aim is to preserve a resource in its unused condition, underuse is serendipitous rather than tragic.

---

<sup>33</sup> For an introduction to federal ownership of American land, see MARION CLAWSON, *THE FEDERAL LANDS REVISITED* (1983).



It would be surprising if a small, homogeneous village in Iceland were paralyzed politically to the point of being unable to manage public resources. However, a large, heterogeneous country such as the United States faces far more difficult problems in managing public resources. One solution is to reduce public ownership by selling federally owned land. The market value of the products yielded by lands in the American West would surely be higher if the land currently under public control were transferred to private control.

This argument, however, is unlikely to persuade those who *want* to see the wilderness underutilized. Most ecologists believe that public land should *not* be managed with the aim of maximizing the market value that it yields. Everyone tends to think that some things are more valuable than wealth (at least at the margin), such as liberty or truth; for some people, wilderness is such a value. People who love liberty would never decide whether persons have the right to speak by asking whether people would pay more to hear them or to shut them up. Similarly, those who love the wilderness would never decide whether to build condominiums on the nesting site of the California condors by asking whether developers would pay more for the land than would the ecologists. Ecologists usually oppose the sale of public lands to private interests because their aim is to limit development rather than to increase yield. Given the scope of disagreement between ecologists and developers, it seems certain that vast resources will be used up in political disputes over the governance of public lands in the western United States.

**QUESTION 5.14:** Cooperative enterprises are collectively owned, and their affairs are directed through shared governance. Use the preceding theory to discuss the management of some cooperative enterprises with which you are familiar, such as a cooperative dairy, a cooperative apartment building, an Israeli kibbutz, a Hutterite farm, a commune, and so on.

## II. HOW ARE PROPERTY RIGHTS ESTABLISHED AND VERIFIED?

As explained in the preceding chapter, the clear delineation of property rights facilitates bargaining and voluntary exchange. However, delineation and enforcement of property rights is costly. It is necessary, consequently, to balance the benefit from delineating property rights against the costs. In this section we consider how law strikes the balance.

### A. Establishing Property Rights Over Fugitive Property: First Possession versus Tied Ownership

The problem of defining property rights seems straightforward for objects like land and houses, which have definite boundaries and stay put. But what about objects that move around or have indefinite boundaries, like natural gas or wild animals? “Fugitive property,” as such things are called, creates a legal problem as illustrated by the case of *Hammonds v. Central Kentucky Natural Gas Co.*, 255 Ky.



685, 75 S.W.2d 204 (Court of Appeal of Kentucky, 1934). The Central Kentucky Natural Gas Company leased tracts of land above large deposits of natural gas. Some of the leased tracts were separated from one another by land that the company did not own or lease. The geological dome of natural gas from which the company drew its supply lay partially under the leased land and partially under unleased land. Hammonds owned 54 acres of land that lay above the geological dome tapped by the Central Kentucky Natural Gas Company, but she had not let the subsurface rights in her land to the company. When the Central Kentucky Natural Gas Company extracted natural gas and oil from the dome, she sued the company on the theory that some of the natural gas that was under her land had been wrongfully appropriated by the defendant.

It is difficult in this case, if not impossible, to identify which natural gas came from under unleased land and which came from under leased land. Two general principles can solve the problem of establishing ownership:

1. *First possession*: oil and gas are not the property of anyone until reduced to actual possession by extraction, or
2. *Tied ownership*: the owner of the surface has the exclusive right to subsurface deposits.

Under the first rule, the Central Kentucky Natural Gas Company was entitled to extract all the natural gas from the dome, regardless of whether it held the surface rights. But under the second rule, the Central Kentucky Natural Gas Company was only entitled to extract the natural gas under the ground that it owned or leased.

The consequences of these two rules for the efficient exploration and extraction of natural gas are very different. According to the first rule, fugitive oil or gas is not owned by anyone until someone possesses it, and the first person to possess it thereby becomes the owner. This rule can, consequently, be called the *rule of first possession*. The rule of first possession applies the legal maxim “first in time, first in right.” This rule has been used to establish ownership rights for centuries. To illustrate, in the arid American Southwest, state law allowed a person to obtain a right to water in a stream by being the first to tap it for use in mining or irrigation. (See the box entitled “Owning the Ocean” on page 156.) By now, there are few opportunities to claim unpossessed land or water, but the rule of first possession applies to important forms of intangible property, such as inventions.

A great advantage of the rule of first possession is that it focuses on a few simple facts, so it is relatively easy and cheap to apply. In the event of a dispute about ownership, determination of who first possessed the property in question is usually straightforward. For example, material evidence usually proves who tapped a water supply first. There is, however, an economic disadvantage of the rule of first possession: it creates an incentive for some people to preempt others by making uneconomic investments to obtain ownership of property. The reason why the rule of first possession creates an incentive to invest too much too early is easily explained. According to the rule of first possession, an appropriate investment transfers the ownership of a resource to the investor. The owner of a scarce resource can rent it to others. Rent increases as a resource becomes more scarce. Indeed, rent is the scarcity value of the resource. Under the rule of first possession,



an investment thus yields two types of benefits to the investor: (1) production (more is produced from existing resources), and (2) future rent (scarcity value of the resource in the future).

To illustrate, assume that the law allows a person to acquire ownership of “waste” land by fencing it. Fencing land increases its productivity from, say, grazing cattle on it. By assumption, fencing the land also transfers ownership to the person who built the fence. Assume that fencing waste land costs more than the profit from grazing cattle on it at current prices, but everyone expects the use value of the land to increase as population grows in the future. Investors may build useless fences to “preempt” others and secure title to the land.

Preemptive investment illustrates a general economic principle applicable to the rule of first possession. When the state awards property rights, people contest vigorously to obtain title. In a contest for title, persons try to get ownership rights transferred to themselves. Economic efficiency, however, concerns the *production* of wealth, not the *transfer* of it. Investments for the sake of transferring wealth, not producing it, are socially inefficient.

In technical terms, social efficiency requires investors to invest in a resource until the marginal cost equals the marginal increase in productive value. The rule of first possession causes people to invest in a resource until the marginal cost equals the marginal value of the sum of increased production *plus* transferred ownership. The transfer effect under the rule of first possession thus causes overinvestment in the activities that the law defines as necessary to obtain legal possession. It is in the self-interest of investors, but not in the interests of social efficiency, to improve property in order to transfer ownership.

To illustrate, consider the Homestead Act of 1862 in the United States, which established rules allowing private citizens to acquire up to 160 acres of public lands in the West. The act required claimants to fulfill certain requirements before they acquired title. For example, the claimant had to file an affidavit swearing that he or she was either the head of a family or 21 years old, and that the claim was “for the purpose of actual settlement and cultivation, and not, either directly or indirectly, for the use or benefit of any other person or persons whomsoever.” Moreover, before full title was acquired for \$1.25 per acre, the claimant had to reside on the claim for 6 months and make “suitable” improvements on the land. These requirements were meant to minimize transfer effects and to encourage production. In practice, however, the requirements were fleetingly enforced (as was usually the case with the residence requirement) and easily evaded (as when “suitable” improvements consisted of placing miniature houses—really large doll houses—on the claim). The occupation and development of the American frontier occurred at a faster pace than competitive markets or a strictly enforced Homestead Act would have produced.

In contrast to the rule of first possession, there is no gap in ownership under the second rule for fugitive gas, according to which all the gas under the ground already belongs to the people who own the surface. By extension, the second rule suggests that wild animals belong to the owners of some piece of land, such as the land where the wild animal was born. Ownership of fish and other marine resources should perhaps be tied to ownership of the ocean floor. In general, the



second rule, called the *rule of tied ownership*, ties ownership of fugitive property to settled property.

The common and civil law often tie ownership by applying the principle of accession. According to this principle, a new thing is owned by the owner of the proximate or prominent property. Thus, a newborn calf belongs to the owner of the mother cow, new land created by a shift in a river belongs to the owner of the river's bank; the owner of a brand name has an exclusive right to use it in an Internet domain name; the owner of copyright has an exclusive right to adapt the work to another medium; an owner of an apartment also owns any fixtures that a tenant attaches to the walls; a new business opportunity discovered by a corporate employee in the course of work belongs to the corporation; and a carpenter who unknowingly uses someone else's wood to make a barrel owns it (but he must pay restitution to the wood's owner).<sup>34</sup>

Tying ownership of fugitive property to settled property avoids preemptive investment *so long as the ownership claims in the resource to which the fugitive property is tied are already established*. To illustrate, all the gas is already owned under the second rule because all the surface rights are already owned, so the rule does not provide an incentive to acquire ownership by extracting too much gas too soon. Similarly, if salmon were the property of the people who own the streams where they spawn, the owners would not deplete the salmon by catching too many of them.

The problem with the second rule, as illustrated by the facts in *Hammonds*, is the difficulty of establishing and verifying ownership rights. The homogeneity of natural gas and its dispersion in caverns makes proving its original underground location difficult and costly.

Our analysis of fugitive resources reveals a common trade-off in property law:

Rules that tie ownership to possession have the advantage of being easy to administer and the disadvantage of providing incentives for uneconomic investment in possessory acts, whereas rules that allow ownership without possession have the advantage of avoiding preemptive investment and the disadvantage of being costly to administer.

Choosing the more efficient rule in a case such as *Hammonds* requires balancing the incentive to overinvest under the rule of first possession against the cost of administering and enforcing ownership without possession.

**QUESTION 5.15:** Here is the critical part of the case of *Pierson v. Post*.<sup>35</sup>

“ . . . Post, being in possession of certain dogs and hounds under his command, did, ‘on a certain wild and uninhabited, unpossessed and waste land, called the beach, find and start one of those noxious beasts called a fox,’ and whilst there

<sup>34</sup>Thomas A. Merrill, “Establishing Ownership: First Possession versus Accession.” BERKELEY LAW AND ECONOMICS WORKSHOP (26 February 2007).

<sup>35</sup>Cal. R. 175, 2 Am. Dec. 264 (Supreme Court of New York, 1805).



hunting, chasing and pursuing the same with his dogs and hounds, and when in view thereof, Pierson, well knowing the fox was so hunted and pursued, did, in the sight of Post, to prevent his catching the same, kill and carry it off. A verdict having been rendered for [Post, who was] the plaintiff below, [Pierson appealed] . . . However uncourteous or unkind the conduct of Pierson towards Post, in this instance, may have been, yet his act was productive of no injury or damage for which a legal remedy can be applied. We are of opinion the judgment below was erroneous, and ought to be reversed.

Does this decision implement a principle of tied ownership or a principle of first possession? Note that the case, which is a staple in introductory courses on property law in American universities, seems irrelevant to modern conditions because first possession of foxes apparently does not lead to capturing too many of them too soon.

**QUESTION 5.16:** Can you make any sense of the proposition that the rule of first possession is a principle of “natural justice”?

Economic analysis suggests that it should not be because of concerns about which hunter owns a fox. Explain the costs and benefits to weigh in an efficiency analysis of this case.

## **B. When to Privatize Open-Access Resources: Congestion versus Boundary Maintenance**

We have discussed various examples from history of unowned resources that become private property. *When* do unowned resources become owned? Economics suggests an answer.

The rule of first possession often applies when property is owned in common and accessible to the public. Property that is accessible for use by a broad public is called an *open access resource*. To illustrate, the seas are common property to which the public has access. In many cases, the fish and mammals in the sea can be owned by whoever catches them. Consequently, fish and marine mammals have been hunted far beyond the economic level, some to the brink of extinction. Similarly, in much of the world, common hunting land is over-hunted, common pasture land is over-grazed, and public forests are over-harvested. Much of the world’s soil erosion and forest depletion is caused by the open access rule.

Some technical terms follow to help explain the economic irrationality of the situation. The “maximum sustainable yield” is the largest yield sustainable in the long run. To maximize the yield, the application of labor and capital must expand until the marginal product of labor and capital is zero. All of the world’s major fisheries are currently fished beyond the maximum sustainable yield, which means that the marginal product of labor and capital is negative. In these circumstances, the catch on the fisheries would increase simply by making less effort and reducing expenditures on labor and capital. Similarly, the yield on many open-access forests would increase by investing less effort and cutting fewer trees, and the yield on many open-access pastures would increase by investing less effort and



keeping fewer animals. Overused fisheries, forests, and pastures are analogous to a factory with so many workers that they get in each others' way and slow each other down, so the factory's total product would increase merely by reducing its total employment. Nothing could be more irrational than assigning people to work at jobs with negative productivity.

Preventing overuse of common resources involves controlling use by means other than the open-access rule. Tied ownership is one method. For example, to prevent over-grazing of common pastures, small communities in Iceland traditionally tied access to common pastures to production on private pastures. Specifically, farmers were allowed to graze animals in the common, high lands in the summer according to a formula based on the number of animals each farmer sustained in the winter from hay grown on private pastures in low lands.<sup>36</sup>

Another method to prevent overuse is *privatization*, which means in this context converting from public to private ownership. To illustrate, many people could homestead land, fish in the sea, or gather coral from reefs. In contrast, a private owner can exclude others from using his or her resource. Granting private property rights over land, whales, or elephants would close access by limiting it to the owner. Thus, homesteading land converts it from public to private ownership; some salmon streams have been converted to private ownership; and some villages have been given ownership of coral reefs.

The conversion from common ownership to private ownership involves this trade-off: a rule of open access causes over-use of a resource, whereas private property rights require costly exclusion of non-owners. This formulation suggests when an economically rational society will change the rule of law for a resource from open access to private ownership. When the resource is uncongested and boundary maintenance is expensive, open access is cheaper than private ownership. As time passes, however, congestion may increase, and the technology of boundary maintenance may improve. Eventually, a point may be reached where private ownership is cheaper than open access. An economically rational society will privatize a resource at the point in time where boundary maintenance costs less than the waste from overuse of the resource.<sup>37</sup>

This theory makes definite predictions about privatization. For example, it predicts that the invention of barbed wire, which lowered the cost of boundary maintenance, would promote the privatization of public lands in the American West. As another example, it predicts that property rights will be created in the electromagnetic spectrum when broadcasters begin to interfere with each other.

<sup>36</sup> See T. Eggertsson, *Analyzing Institutional Successes and Failures: A Millennium of Common Mountain Pastures in Iceland*, 12 INT'L. REV. LAW & ECON. 423 (1992).

<sup>37</sup> This is the central point made by Harold Demsetz in *Toward a Theory of Property Rights*, 57 AM. ECON. REV. 347 (1967). He argues, for example, that American Indians did not establish property rights in land when the costs of administering the rules exceeded the benefits from private ownership. Proceeding along these lines, he tries to explain why certain North American Indian tribes, such as those in the Northeast, whose principal economic activity was trapping animals for their fur, developed a notion of property rights and others, such as the Plains Indians, whose principal resource was the migratory buffalo, did not. The extent to which his arguments can be squared with history or anthropology is still open to question.



The predictions of this theory are confirmed by some facts and disconfirmed by others. Apparently, societies are often rational, as the theory assumes, but not perfectly rational. Politics leads to bargains and compromises that violate the requirements of economic efficiency. For examples of these compromises, read the box entitled “Owning the Ocean.”



### OWNING THE OCEAN

Water covers 70 percent of the Earth's surface in the form of oceans, yet almost all of that vast amount of water is unaffected by well-defined property rights. In the late 16<sup>th</sup> and early 17<sup>th</sup> centuries, the great voyages of discovery and the resulting sea-borne empires in Europe necessitated internationally accepted rules on rights to use the ocean. These rights were first catalogued in the famous *Mare Liberum* of Hugo Grotius of Holland. He noted that the “sea, since it is as incapable of being seized as the air, cannot have been attached to the possessions of any particular nation.” In the system that Grotius suggested and that prevailed in international law for nearly 300 years, each nation was to have exclusive rights to the use of the ocean within 3 miles of its shoreline, with that area to be called the “territorial seas.” (The 3-mile distance was not picked at random; it was the distance that an early 17<sup>th</sup>-century cannonball could carry.) Beyond the 3-mile limit, Grotius urged that the “high seas” should be a common resource from which none, save pirates, could legitimately be excluded.

Increasing use of the high seas in the early and mid-19<sup>th</sup> century led to the replacement of the doctrine of “free use” with that of “reasonable use.” After World War II, the increasing importance of shipping, fishing, offshore oil and gas deposits, and seabed mining caused the legal system of ocean rights to crumble. In 1945 President Truman announced that the United States' exclusive rights to subaqueous organic resources—such as oil and natural gas—extended to the edge of the continental shelf or margin, an area that stretched 200 miles from the Atlantic Coast of the United States. Other nations quickly made similar claims. Unlike these unilateral actions, attempts at international cooperation have achieved mixed results.

To illustrate, when the third United Nations Conference on the Law of the Sea (UNCLOS) convened in 1974, there was widespread agreement that the territorial sea would be established at the 12-mile limit and that there should be an “economic zone,” largely but not completely controlled by the coastal state, stretching to 200 miles beyond the shoreline, the general extent of the continental shelf.

There was not general agreement on what to do with property rights to the areas beyond this 200-mile limit, and it was the disposition of these areas that raised the really hard issues. The developed countries urged a private-property-rights-based system of development, whereas the developing countries offered a common-property-rights system. In the end a compromise, called the *parallel system*, was agreed on. There would be both private development and a UN-funded and UN-operated company, called the “Enterprise.” In order to give the Enterprise the ability to compete with the more advanced countries of the developed world, an International Seabed Authority (ISA) would be created to allocate rights to mine the oceans. The conference specified an ingenious variant of the “I cut, you choose” method of cake-cutting in order to allocate mining rights. Before it could begin



## II. How Are Property Rights Established and Verified? 157

operation, a private or state organization had to submit to the ISA two prospective sites of operations. The Authority would then choose one of those sites for later development by the Enterprise and allow the applicant to proceed with the mining of the other.

The United States refused to sign the final treaty, although 117 countries eventually signed it in December, 1982. Over time, the U.S. objections to the missing provisions of UNCLOS III have faded or been proven unfounded. The treaty went into effect in 1994. The U.S. has signed the treaty, but Congress had not ratified it.

**QUESTION 5.17:** *In what ways do these historical developments respond to efficiency, and to what extent do they respond to political power and distribution?*

**QUESTION 5.18:** Read the following account of the history of water law and discuss whether the law appears to have evolved toward economic efficiency.

Water has always been one of the most valuable natural resources, but because it tends to run away, there have always been problems in defining and assigning property rights in water. Centuries ago in England, the general rule was that rights were vested in the “riparian owner,” that is, in the person who owned the land on the bank of the river. The riparian owner’s principal right was to a flow of water past his land. It would be a violation of someone else’s rights for an upstream user to use the water that passed by his property in such a way as to reduce the flow to downstream users. The upstream user could not, therefore, divert so much of the water to his own use that the flow was significantly diminished for those downstream. A riparian was restricted in his ability to sell water to nonriparians (i.e., people who do not own land along the water).

However, in the 19<sup>th</sup> century, this legal arrangement had to be altered because industrial demand on the natural flow of a river frequently exceeded the supply. In the eastern United States, these issues were resolved by elaborating the natural-flow theory of water rights that had been adopted from the English common law. An alternative theory of water rights appeared in the western United States. Under the reasonable-use theory, the riparian owner is entitled to use the water flow in any reasonable way. It was deemed reasonable for one owner to use all of the water in a stream or lake when others are making no use of it. Under the reasonable-use theory, a riparian owner does not have a right to the natural water flow. Furthermore, a riparian owner may transfer rights to nonriparians.

### C. Recording and Transferring Title: Verification Costs versus Registration Costs

Branding cattle, stamping a serial number on an automobile engine, stenciling a Social Security number on a TV—these are some ways that private persons try to prove their ownership of valuable goods. In addition to these private remedies, the state sometimes provides registries of ownership. Thus, trademarks are registered to avoid duplication or overlap. Brand inspectors employed by the state or private companies may police violations. Despite these devices, people sometimes “buy”



goods that were not the seller's to sell. This section concerns verifying ownership and remedies when a good is "sold" without the owner's permission.

Suppose you decide to fulfill a lifelong dream and buy a farm. You find a parcel in the country that you like and approach the farmer who is living there. After discussing the parcel's boundaries, fertility, and drainage, the farmer offers to sell the land at an attractive price. You shake hands to seal the agreement. The next week you return with a check, hand it over to the farmer, and shortly thereafter move onto the property. Two weeks later, a man knocks at the cottage door, announces that he is the owner of the property, and explains that he has come to evict the nefarious tenant who rented the cottage in which you are living. At this point you recall the joke that begins: "Hey buddy, how would you like to buy the Brooklyn Bridge?"

When you buy property, you should ascertain the rightful owner and deal with him or her. A reliable and inexpensive method for determining ownership prevents fraudulent conveyances, such as tenants' representing themselves as owners. There are various ways to create a record of ownership. Consider the story—presumably apocryphal—of "recording" title in England in the Middle Ages, when few people could read. It is said that the seller handed the buyer a clod of turf and a twig from the property in a ceremony before witnesses known as *livery of seisin*. Then, the adults thrashed a child who had witnessed the passing of turf and twig severely enough so that the child would remember that day as long as he or she lived, thus creating a living record of the transfer.

Fortunately, we now have better methods of recording title in land. In the United States, there is no uniform method of land registration,<sup>38</sup> but each of the fifty states has some system for the public recording of title to land. A change in ownership of real property must be recorded in an official registry of deeds, such as the county recorder's office. Recording is a formal process, and the records are open to the public. The record of ownership on file usually contains a formal description of the property's location, a list of restrictions that apply to the property, and an account of who has owned the property at each point in time.

While a system of recording title is maintained for land and a few other valuable items, like automobiles, there is no such system for most goods. In most exchanges the buyer does not devote resources to determining whether the seller truly owns what he or she is selling. For example, you rarely question whether the books you purchase at the bookstore were rightly the bookstore's to sell. Your presumption is that whoever possesses a book rightfully owns it. Further proof of ownership is in the memory of witnesses to the sale, like the child in the medieval example, or

<sup>38</sup> There is an alternative land registration system, known as the *Torrens system*, after Sir Richard Torrens, who introduced this simplified mechanism into South Australia in 1858, and that system or something like it is in use in many parts of the world. In the Torrens system, the state operates a registry and a title insurance fund. Defects in title caused by the state record-keeper are compensated from the insurance fund. Several of the United States tried the Torrens system, but every one of them has abandoned the system, because incompetent bookkeeping caused such a drain on the state-operated title insurance funds that the funds went bankrupt. (See SHELDON KURTZ & HERBERT HOVENKAMP, *AMERICAN PROPERTY LAW* 1151–1244 (1987).)



perhaps in a written sales contract. A system of recording the ownership of books would burden commerce and impede the efficient movement of goods.

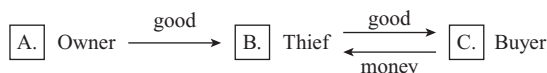
The security of major contracts is strengthened by a system of official witnesses to the event. Official witnesses, called “notaries,” record the event in an official document and fix their seal to it. Some U.S. states license many notaries, so their fees are low. At the other extreme, some countries like Italy restrict notaries to specialized lawyers who pass difficult exams, perform complicated services far beyond witnessing a document, and enjoy high monopoly profits, especially in real estate transactions.

We have encountered another trade-off in property law. On the one hand, verifying title by formal means, such as recording the transfer of a deed, reduces the uncertainties that burden commerce. On the other hand, the verification of title through formal means is costly. Property law thus has to develop rules that *balance the impediments to commerce created by uncertain ownership against the cost of maintaining a system of verification*. For costly items like houses and cars, the law reduces the uncertainties that burden commerce by providing a system for recording title, and the law typically forces all sales through the recording process by refusing to protect unrecorded transactions in these items. For small transactions, however, the cost of maintaining a system of verification would exceed the benefit from reduced risk.<sup>39</sup>

#### D. Can a Thief Give Good Title?

Let us consider how people respond to laws allocating the responsibility to verify ownership. Imagine that you have made a shrewd deal for the purchase of a television from a person whom you met in the parking lot outside a local bar. The seller told you a tale about his urgent need to raise cash by selling his TV and handed it over from the trunk of his car. One evening while you are enjoying your new television, the police arrive at your apartment with the person from whom the TV was stolen. Should the law allow you to keep the TV or require you to return it? This example poses the general question: if a good is stolen from owner A by thief B, and B disappears with the money after selling the good to innocent buyer C, does the good belong to A or C?

**This figure depicts the facts:**



This question is answered differently in different jurisdictions. According to the rule in America, transferors can usually convey only those property rights that they legitimately have. Thus, a person without title cannot convey title to a

<sup>39</sup> You should recognize that this argument in favor of a system of recordation of ownership claims is a general instance of the Normative Coase Theorem of the last chapter.



purchaser.<sup>40</sup> In this example, the thief did not have good title to the television, so he could not give you good title to it. Instead, title rests with the person from whom the TV was stolen. According to the American rule, you must return the television set to its owner. You are entitled to recover your money from the thief (technically, the thief breached his warranty of title), if the thief is caught and has money.

A different rule prevails in much of Europe, where the buyer acquires title by purchasing the good “in good faith.”<sup>41</sup> The good-faith requirement means that the buyer must genuinely believe that the seller owns the good. The good-faith requirement prevents a “fence” of stolen goods from hiding behind the law. The law may also require the buyer to make reasonable efforts to verify ownership, such as checking that the serial number was not filed off the television. Applied to this example, the European law presumably permits you to keep the television. The original owner may recover your money from the thief, if possible.

In general, law must allocate the risk that stolen goods will be bought in good faith. The American rule places the entire risk on the buyer, whereas the European rule places that risk on the original owner. The American rule gives buyers an extra incentive to verify that the seller is truly the owner. The European rule gives owners an extra incentive to protect their property against theft. One of these rules is more efficient in the sense of imposing a lower burden on commerce and promoting the voluntary exchange of property.

Which rule is it? Here is a method for finding out. Let  $C_O$  indicate the lowest cost to the original owner of protecting against theft by, say, engraving his or her Social Security number on the object. Let  $C_B$  indicate the lowest cost to the purchaser of verifying that the seller is the owner by, say, confirming this fact with the party from whom the seller originally obtained the good. For the sake of efficient incentives, liability should fall on the party who can verify ownership at least cost. Thus, the efficiency of the competing rules may be determined as follows:

1. If it is generally true that  $C_O < C_B$ , then it is more efficient for the good-faith buyer to acquire good title against the original owner.
2. If it is generally true that  $C_O > C_B$ , then it is more efficient for the original owner to retain title against the good-faith buyer.

Unfortunately, the absence of empirical evidence about the values of  $C_O$  and  $C_B$  prevents us from answering decisively whether one rule is better than the other. Indeed, the lack of evidence also prevents different countries from identifying the more efficient rule and adopting it. However, the example of Spain suggests what is

<sup>40</sup>This is true as a generalization, but there are important exceptions. For example, if a thief steals money and uses it to buy goods from a merchant, the original owner of the money cannot recover the money from the merchant. A thief can convey good title to money. Moreover, the *Uniform Commercial Code* allows regular dealers in goods sometimes to give *better* title than they got. Thus, if a television store happens to have taken possession of and sold a stolen television, the buyer is entitled to presume that the dealer had good title to the television. Any liability to the true owner of the television lies with the dealer. Can you suggest an economic reason why this is a sensible rule?

<sup>41</sup>Our simplification of the European rule omits nuances in civil law. Thus, rule §935 of the *German Code of Civil Law* distinguishes an owner who lost possession of a movable good voluntarily as opposed to involuntarily. An owner who lost possession involuntarily has a relatively strong claim against a good faith purchaser of it.



probably the best approach. In Spain, the “American Rule” typically applies when the thief steals the good from a household and sells to a merchant. In other words, a Spanish merchant cannot get good title from a thief. Merchants who buy from a thief encourage thievery by making it more profitable. The Spanish practice of applying the American Rule to merchants who buy from thieves discourages merchants from “fencing” stolen goods, thus reducing the profitability of theft. In Spain, however, the “European Rule” that a buyer can acquire good title from a thief typically applies when the thief steals the good from a merchant and sells it to another merchant or a household. Thus, the Spanish practice increases the ease with which goods circulate among merchants in commerce and passes to the final consumer.<sup>42</sup>

### E. Breaks in the Chain of Title

Uncertain ownership burdens commerce and causes deep discounting of the value of an asset by prospective purchasers. Consequently, economic efficiency requires clearing away uncertainties, or “clouds,” from the title to property. This section briefly examines how property law removes the clouds that accumulate over titles.

**1. Adverse Possession** In the preceding chapter we discussed an example in which Joe Potatoes unwillingly built his house so that 2 feet of it extended over the property line onto Fred Parsley’s lot. Recall that Parsley did not discover the trespass and sue until 10 years had passed. Has Potatoes acquired any right to the part of Parsley’s property that he has occupied? According to Anglo-American law, he may have. If the owner “sleeps on his rights,” allowing trespass to age, the trespasser may acquire ownership of the property.

The relevant legal doctrine is *adverse possession*. The phrase refers to the fact that a trespasser’s possession of the land is adverse to the owner’s interest.<sup>43</sup> Someone can acquire ownership of another’s property by occupying it for a period of time specified in a statute, provided the occupation is adverse to the owner’s interests, and the original owner does not protest or take legal action.<sup>44</sup>

<sup>42</sup>C. Paz-Ares, *Seguridad Jurica y Seguridad del Trafico*, REV. DE DERECHO MERCANTIL 7–40 (1985). Thanks to Paco Garcimartin for this reference.

<sup>43</sup>It is also possible to acquire an easement by adverse use of another’s property. For example, someone who habitually cuts across someone’s property without protest by the owner may acquire the right to continue cutting across the property.

<sup>44</sup>To be precise, traditional scholarship distinguishes four conditions that adverse possession must satisfy:

1. The adverse possessor must have actually entered the contested property and have assumed exclusive possession.
2. That possession must be “open and notorious.” This phrase means that the trespass must not be done in secret; an alert owner should be able to detect it.
3. The trespasser’s possession must be adverse or hostile and under a “claim of right.” This condition requires the trespass to be inconsistent with the owner’s use rights and against the owner’s interests.
4. Finally, the trespass must be continuous for a statutorily specified period.

Some states in the American West also require the adverse possessor to pay property taxes for a statutorily specified period before acquiring title. See LAWRENCE FRIEDMAN, *A HISTORY OF AMERICAN LAW* 360–361 (2d ed. 1985). Note that these conditions do not inquire into the intentions of the adverse possessor. Despite this, there is evidence that courts are more likely to apply the adverse-possession rule when the trespass is accidental. See Richard Helmholz, *Adverse Possession and Subjective Intent*, 61 WASH. U. L. Q. 331 (1983).



The economic advantage of adverse possession is that it clears the clouds from title and allows property to move to higher-valuing users. To illustrate, assume that you want to buy a house that was built in 1910 and sold in the years 1925, 1937, and 1963. Your search of title reveals a confusion in the legal records about whether the sale in 1937 was legal. However, the current owner has resided on the property since 1963 without a legal challenge. The law for this jurisdiction stipulates that adverse possession for 25 years transfers ownership to the trespasser. The adverse-possession statute and the current owner's unchallenged occupancy since 1963 have thus removed the cloud from the title dating to 1937. In general, a rule for acquiring title by adverse possession lowers the cost of establishing rightful ownership claims by removing the risk that ownership will be disputed on the basis of the distant past.

Another efficiency justification for adverse possession was emphasized in the past: adverse possession prevents valuable resources from being left idle for long periods of time by specifying procedures for a productive user to take title from an unproductive user. Under such a rule, persons who neglect to monitor their property boundaries run the risk of losing idle parts of them to someone who makes use of them. In this respect the rule tends to move property from idleness to productive use. Sometimes squatters have acquired land from absentee owners through adverse possession. In the American West, settlers historically acquired much Indian land through adverse possession. The settlers viewed themselves as putting the land to a higher use, whereas the Indians viewed the settlers as thieves.

Besides the two types of economic benefit, adverse possession has a cost. The cost is that owners must actively monitor their land to eject trespassers who might otherwise become owners through adverse possession. Without adverse-possession statutes, owners might reduce monitoring costs and more trespassers would enjoy using other people's land.

**QUESTION 5.19:** Apply the concept of adverse possession to the electromagnetic spectrum.

**QUESTION 5.20:** Why do you think that the statutory time period for adverse possession tends to be short in states like Oklahoma where Indians owned a lot of land?

**QUESTION 5.21:** Suppose the statute of limitations for adverse possession is 10 years. After 9.9 years of trespass owners retain full rights, but after 10 years of trespass owners lose all of their rights. Instead of owners losing their rights abruptly at the end of 10 years, the statute could be written so that the rights depreciate gradually over time. For example, the trespasser could be granted a 10 percent interest in the property for each year of adverse possession, so that after 1 year the trespasser would own 10 percent of it and after 10 years the trespasser would own all of it. Compare the efficiency of the "discontinuous rule" and the "continuous rule."

**2. Estray Statutes** Suppose that while strolling down an alley in Manhattan you stumble over a brown paper bag. Opening the bag, you find that it contains a



diamond brooch. Naturally, you would like to claim it for your own. But clearly someone has lost it. Are you entitled to keep it if the owner does not demand it back after a reasonable period of time? Are you obligated to make efforts to locate the owner, say, by advertising in the paper? Who owns property that has been abandoned, lost, or mislaid? *Estray statutes* answer these questions.

A typical estray statute in the United States stipulates a procedure for the finder to acquire ownership of lost or abandoned property. If the property exceeds a stipulated value, the finder may have to appear before a court official and sign a document concerning the facts about the property found. The court official then places an advertisement concerning the found item. If the owner does not appear to claim it within a stipulated time period (e.g., 1 year), the finder becomes the owner. A finder who keeps the item without complying with the statute is subject to a fine.

Like registering title, estray statutes discourage the theft of property. Given an estray statute, a thief who is caught with another's property cannot avoid liability by claiming that he or she found it. ("Where did you get that watch?" Sherlock asked the suspect. "It fell off the back of a truck," he replied.) Thus, an estray statute helps to distinguish a good-faith finder from a thief. Like adverse-possession rules, estray statutes tend to clear the clouds from title and transfer property to productive users. Like adverse-possession rules, estray statutes also provide an incentive for owners to monitor their property. Finally, estray statutes induce the dissemination of information by finders and thus reduce the search costs of owners who lose or mislay their property.

**QUESTION 5.22:** If the value of a lost object is low enough, the estray statutes do not apply. Consequently, the finder has no legal obligation to advertise. Discuss the costs that need to be balanced to the most efficient lower bound in the value of a lost object for purposes of the estray statutes.

**QUESTION 5.23:** In admiralty law, there have to be rules for allocating ownership rights to property lost at sea. In the United States, the finder of an abandoned ship is generally awarded ownership, but in some cases the government takes possession of abandoned ships in its waters. Where that latter condition holds, a salvor (i.e., one who salvages an abandoned ship) is usually entitled to a salvage award determined by the court.

Does this practice of making awards to salvors encourage dishonesty, or does it attract an efficient number of resources into the business of searching for lost ships? Is the system of awarding complete ownership rights to the finder more or less efficient than the award-to-salvors system?

### III. WHAT MAY OWNERS DO WITH THEIR PROPERTY?

What may owners do with their property? In this section we analyze some traditional restrictions on property rights, and we postpone discussing modern government regulations such as zoning ordinances.



### A. Bequests and Inheritances: Circumvention Costs and Depletion Costs

In a feudal or tribal world, law typically stipulates the heirs to land, rather than the owner choosing heirs. To illustrate, the eldest son inherited all of his father's land in medieval England,<sup>45</sup> and in matrilineal tribes the land is often inherited by the niece from her aunt. Furthermore, feudal and tribal societies typically restrict the sale of land. As law modernizes, owners increase their power to stipulate the terms of inheritance and sales. The law in Western countries has evolved over centuries toward more freedom for the owner to specify who may have the property after his or her death and what they may do with it. We discuss briefly the economic analysis of this trend.

Any restriction on the owner's choices creates an incentive to circumvent it. To illustrate, imagine an owner who wants to bequeath her land to a particular friend, and imagine that the law will award the property to someone else. The owner can circumvent the law, say, by transferring title to the friend today and leasing it back for \$1 per year until her death. Circumventing the law usually requires the assistance of a good lawyer. In general, owners use costly legal resources to circumvent restrictions on the use of property.

Now change the example and imagine that tight laws and costly lawyers prevent the owner from circumventing restrictions on bequests. Because her desire to designate her heir was frustrated, the owner may deplete her property before she dies. For example, she might cut timber prematurely, or exhaust the soil's fertility by intensive farming, or postpone needed improvements to buildings. In general, rules that restrict transfer undermine the owner's incentive to maximize the value of the property.

Circumvention costs and depletion costs provide two reasons for allowing an owner freedom in transferring property at death. However, these same reasons justify restricting the freedom of an owner in special circumstances. Most property rights live forever, but all owners die. Sometimes one generation of owners wants to limit the discretionary power of subsequent owners. To illustrate, suppose that I own my family's ancestral home, Blackacre, and I stipulate in my will that no one will ever use Blackacre for purposes other than a residence. Subsequently, I die and my heir wants to develop Blackacre into a golf course. Should the law enforce the restrictions in my will or set it aside and allow my heir to build a golf course? If the law routinely sets aside such restrictions, then I have an incentive to deplete the resource or circumvent the law prior to my death. If the law enforces such restrictions, then my wishes may be fulfilled but at the social cost of making it difficult, if not impossible, to move Blackacre to a higher-valued use than its use as a residence.

In the preceding example, the owner apparently wants to restrict future uses of Blackacre for aesthetic reasons. In other examples, an owner creates a trust

<sup>45</sup> In most of England from 1066 (the date of the Norman conquest) until 1925, the general rule for disposing of real estate on one's death was that it passed intact to the decedent's eldest son, a system called *primogeniture*. Testators were not free to alter this rule except under very narrow circumstances.



(called a “spendthrift” trust) to protect someone from his or her own bad judgment,<sup>46</sup> or a bequest attempts to keep property in the family forever,<sup>47</sup> or a restrictive covenant attempts to channel future sales to certain classes of buyers.<sup>48</sup> In general, the principle that the current owner should be free to structure transactions as he or she wishes runs up against a difficulty when the owner wants to restrict future owners. In these cases, a conflict exists between the freedom of sequential owners of the same property. Any reduction in the freedom of any owner in the sequence causes economic waste, regardless of whether the reduction in freedom comes from law or a private transaction.

English common law responded to these facts generally by being skeptical of “restraints on alienation,” as they are called and specifically in the case of bequest by a complicated law called the *rule against perpetuities*. The rule imposes a time limit on property restrictions imposed by the terms of a gift, sale, bequest, or other transaction. Instead of lasting in perpetuity, restrictions automatically lapse when a legal time limit expires. The legal time limit has the curious formulation “lives-in-being plus 21 years.” To illustrate its meaning, assume that my only child is an unmarried daughter, and I stipulate in my will that she will inherit my ancestral home, Blackacre, on the condition that it never be used except as a residence. According to the rule, the restriction must ordinarily lapse 21 years after my daughter’s death.

Notice that the rule against perpetuities is a “generation-skipping rule.” By this phrase we mean that it allows an owner to skip over the living generation by restricting their use of the property, but the property passes unrestricted to the unborn when they reach the age of 21 and become legal adults. A generation-skipping rule has an economic rationale. Assume that you must choose a principle concerning the power of one generation to impose restrictions on the use of property by subsequent generations. The principle that you choose will apply to every generation. You know that the world changes in unpredictable ways, so no restriction is good forever. You also know that most owners are prudent and benevolent toward their heirs, and a few are foolish and venal. In effect, you want a principle to protect against an occasional fool in an unending sequence of owners, given a constantly changing world.

A prudent owner will not restrict a prudent heir, and a prudent owner will restrict a foolish heir. Given these facts, an attractive principle for you to choose allows each generation to restrict the next generation, but not subsequent generations. When prudent owners apply this principle, only foolish heirs will be restricted. Furthermore, the restrictions that prudent owners impose on foolish heirs may prevent the foolish heirs from imposing restrictions on the next generation. So, the rule against perpetuities appears to maximize the value of property across generations.

---

<sup>46</sup>For example, a trust is created in which the beneficiary receives the interest income from the trust property but cannot touch the capital until she is middle-aged.

<sup>47</sup>For example, the owner leaves instructions that, at his death, his land is to be given to his oldest son, at whose death the land is to be given to *his* oldest son, and so on.

<sup>48</sup>In the past in America, covenants sometimes blocked future sales to buyers belonging to certain races.



A trust is an organization where one person owns and manages money for the benefit of another. Trusts have different purposes, such as transferring wealth to one's heirs while avoiding inheritance taxes. When a person creates and endows a trust, it pays money to the beneficiary, which is not an inheritance, so no inheritance tax is owed. Eventually, however, the trust is dissolved, and the tax authorities may recapture part of the taxes that the trust avoided. To further reduce tax liability, some U.S. states have enacted laws allowing citizens to create "perpetual trusts" or "dynasty trusts." Because they never dissolve, they avoid the tax liabilities triggered by dissolution, but they are also inconsistent with the rule against perpetuities.

U.S. citizens in one state can establish a trust in another state. States compete to attract trust business by making favorable laws, especially for avoiding taxes owed to the federal government or other states. Perpetual trusts are an example. Besides avoiding taxes, competition for trust business can also improve the efficiency of trusts. The management of stock portfolios, which trusts often have, illustrates such an improvement. In the 19<sup>th</sup> century, most U.S. states adopted a rule making the trustee liable if the portfolio included speculative stocks that lost their value. This rule caused trustees to buy bonds and very conservative, "blue-chip" stocks. Low risk, however, characterizes the portfolio as a whole, not each stock in it. In a balanced portfolio, the risk from one stock offsets the risk from another. In technical terms, holding stock with negatively correlated risk results in low risk for the portfolio as a whole, even though individual stocks are high risk. Some innovative states responded to these facts by changing the rules of trust management. Under the revised rules, the trustee who holds a balanced portfolio is not liable for losses caused by a fall in value of individual stocks. This change in the rule caused trust portfolios to shift away from conservative bonds and toward more individually risky stocks. States making the change attracted more trust business, which puts pressure on other states to modernize their rules of trust management.<sup>49</sup>

**QUESTION 5.24:** Instead of "lives-in-being plus 21 years," the rule might be "lives-in-being plus 10 years," or "lives-in-being plus 35 years." Compare these rules as means for "generation-skipping."

**QUESTION 5.25:** Suppose that a testator imposes a condition that cannot be met. For example, the decedent gives her property to be used for a medical school in Lebanon, Indiana, but after the testator's death, the State of Indiana abandons its plans to build a medical school there. In this situation, American courts apply the doctrine of *cy pres* (pronounced "see pray" and meaning, in law French, "so nearly"). Under that doctrine the court will find an alternative condition that is as close as possible to the decedent's intentions. For example, the proceeds from the sale of the

<sup>49</sup> See Max M. Schanzenbach & Robert H. Sitkoff, *Did Reform of Prudent Trust Investment Laws Change Trust Portfolio Allocation?*, 50 J. LAW & ECON – (2007). As another example of competition among jurisdictions, the trust was developed in the common law, not in civil law. The success of London banks in the trust business has put pressure on Paris banks to modify French civil law to gain all the advantages of the trust in English common law.



decendent's property in Lebanon, Indiana, might be given to a medical school located somewhere else. Use the concepts of circumvention costs and depletion costs to provide an economic rationale for this rule.

**QUESTION 5.26:** We suggested above that an annually increasing renewal fee would be an efficient means of setting optimal patent life. Similarly, suppose that owners who wanted to restrict future use of their property had to pay a fee for each year that the restriction runs. For example, if my will stipulates that Blackacre should be used exclusively as a residence for 100 years, then I would have to make provision in my will to pay the state for each year that the restriction runs. In effect, the state deducts an annual fee from a bequest for a testator who desires to impose posthumous restrictions on property for a specified number of years. At what level would you set such a fee? Would it be the same for all types of conditions and all types of property? Is such a fee more efficient than the rule against perpetuities?

## B. Rights to Use Someone Else's Property

In general, no one may use another's property without the permission of the owner. Use of another's property without the owner's permission is an illegal trespass. As we saw in Chapter 4, this rule and moderate transaction costs induce those who want to use another's property to bargain with the owner. Bargaining leads to the use of property by the party who values it the most, as required for allocative efficiency.

Can someone ever use another's property lawfully without the owner's permission? We have already seen that the "fair use" exception allows one to use copyrighted material without the owner's permission—in limited circumstances. (See question 5.11 above). This issue arose in the famous case of *Ploof v. Putnam*.<sup>50</sup> Putnam was the owner of a small island in Lake Champlain, a large body of water in northern Vermont. In November, 1904, Ploof was sailing on that lake in a sloop with his wife and two children when a violent storm arose very suddenly. Ploof needed a safe harbor quickly, and the nearest one was Putnam's island. Ploof moored his sloop to a pier on that island, hoping that his ship and family would be able to ride out the storm in safety. However, an employee of Putnam's, fearing that the sloop would damage his employer's property by being cast repeatedly against it during the storm, untied the ship from the pier and pushed it away. The sloop and its passengers were then at the mercy of the storm. The ship was ultimately driven by the storm onto the shore and wrecked.

Ploof sued Putnam, alleging that the losses to his ship and the injuries to himself and his family were the result of wrongful action by the defendant, through his employee. Ploof argued that the storm caused an emergency that justified his trespassing on the defendant's property, even without permission. He asked for compensatory damages for his losses. Putnam replied that every property owner has a

<sup>50</sup>81 Vt. 471, 71 A. 188 (Supreme Court of Vermont, 1908).



right to exclude trespassers. This principle is so firmly settled, he asserted, that the court should award him summary judgment without proceeding to trial. The trial judge denied the defendant's motion for summary judgment, and the defendant appealed. The Supreme Court of Vermont affirmed the decision and held that *private necessity* like that of Ploof was an exception to the general rule against trespass.

In an emergency, one person can use another's property without permission. However, the user must compensate the owner for the costs of use. To illustrate, a hiker who gets lost in a remote wilderness may break into an uninhabited cabin in order to obtain food and shelter, but the hiker must compensate the owner for damage to the cabin and food consumed. As another example, X becomes deathly ill during the night, the only pharmacy in town is closed, and its owner Z is unreachable, so X breaks into Z's pharmacy and takes the required medicine. The law will excuse the trespass, but X must pay damages to Z. As a final example, X, who is about to be murdered by Y, picks up the nearest heavy object, Z's valuable china vase, and crashes it over Y's head, thereby saving X's life. X must pay damages to Z for the vase. In brief, the private-necessity doctrine allows compensated trespass in an emergency.

Bargaining theory rationalizes the *private necessity* exception to the general rule against trespass. In an emergency, transaction costs may preclude bargaining. For example, the suddenness with which the storm arose precluded Ploof from finding Putnam and bargaining with him. When bargaining is precluded, voluntary transactions do not necessarily cause goods to be used by the party who values them the most. A rule allowing compensated trespass assures that trespass occurs only when its value to the trespasser exceeds the cost to the owner.

Suppose that Ploof had found Putnam on the pier and bargained with him. The emergency has conveyed monopoly power on Putnam, who has the *only* nearby pier. Given Putnam's monopoly and Ploof's desperation, Putnam might demand an exorbitant amount of money for use of the pier. Ploof might promise to pay it, and then refuse to do so after the emergency passes. Litigation of such "bad-Samaritan contracts" is discussed later, when we come to the "necessity doctrine" in contract law.

**QUESTION 5.27:** An interesting variation on the facts in *Ploof* occurred in *Vincent v. Lake Erie Transport Co.*, 109 Minn. 456, 124 N.W. 221 (Supreme Court of Minnesota, 1910). In late November, 1905, the steamship *Reynolds*, owned by the defendant, was moored to the plaintiff's pier in Duluth and discharging cargo. A storm suddenly arose on Lake Superior. The *Reynolds* signaled for a tug to take her away from the pier, but because of the storm, none could be found. The ship remained moored to the pier during the storm. The violence of the storm threw the steamship repeatedly against the plaintiff's pier, causing damage in the amount of \$300. The plaintiff asked for that amount. The Lake Erie Transport Co. contended that its steamship was an involuntary trespasser. The *Reynolds* had tried to leave the plaintiff's property but had not been able to do so *through no fault of its own*. The court held that the plaintiff was entitled to damages. Argue that this holding is efficient.



### C. Inalienability

The law forbids the sale of some valuable things, such as body organs, sex, heroin, children, votes, atomic weapons, or human rights. You cannot even *give away* some of these things, such as heroin or your vote in a national election. You cannot lose some of these things by *any* legal means, such as your human rights. One meaning of *alienation* is losing something, especially an intimate part of yourself. In law, the term *inalienable* refers to something of yours that you cannot lose by specified means. Thus, body organs, sex, and children are inalienable by sale, your vote is inalienable by sale or gift, and your human rights are inalienable by any means.

The sale of sex or children is prohibited by conventional morality, as well as law. Many forms of inalienability express conventional morality. Other forms of inalienability, such as the enactment of human rights, express the aspirations of eminent political theorists. What about economic theorists? What have they had to say about the efficiency of inalienability? Occasionally, a regulation increases the efficiency of a transfer. This fact provides an economic rationale for regulation. However, inalienability goes far beyond regulation. Whereas regulations restrict transfers, inalienability prohibits them. The efficiency of a transfer cannot increase by prohibiting it. In general, prohibitions on transfers are inefficient because they prevent people from getting what they want. Following this line of thought, some economic writers have attacked laws that make certain goods inalienable.<sup>51</sup> Is there *any* economic rationale for inalienability?<sup>52</sup>

Some theorists argue that the sale of certain commodities undermines their transfer by superior means. For example, consider the supply of blood to hospitals. Two complementary means are used to ensure that blood is free from infection: a medical history is taken from the individuals who supply blood, and the blood is tested in laboratories. The individual suppliers are more likely to provide an accurate medical history when they give their blood away than when they sell it. Consequently, donated blood is freer from infection. This fact provides an economic rationale for obtaining blood by donations rather than purchases, but not a reason for prohibiting the sale of blood.<sup>53</sup> For example, in the United States most blood is obtained by donations, but some blood is purchased.<sup>54</sup>

<sup>51</sup> For example, see Elizabeth Landes & Richard A. Posner, *The Economics of the Baby Shortage*, 7 J. LEGAL STUD. 323 (1978) and J. Robert Pritchard, *A Market for Babies?* 34 U. TORONTO L. J. 341 (1984). See also the 1987 symposium on the economics of selling babies in the *Boston University Law Review*.

<sup>52</sup> See Susan Rose-Ackerman, *Inalienability and the Theory of Property Rights*, 85 COLUM. L. REV. 931 (1985), Margaret Jane Radin, *Market-Inalienability*, 100 HARV. L. REV. 1849 (1987), and Richard Epstein, *Why Restrain Alienation?*, 85 COLUM. L. REV. 970 (1985).

<sup>53</sup> See RICHARD TITMUSS, *THE GIFT RELATIONSHIP: FROM HUMAN BLOOD TO SOCIAL POLICY* (1971), in which the author argues that inalienability is an efficient method of assuring quality control. See also Kenneth Arrow, *Gifts and Exchanges*, 1 PHILOSOPHY & PUBLIC AFFAIRS 343 (1972), and Reuben Kessel, *Transfused Blood, Serum Hepatitis, and the Coase Theorem*, 17 J. LAW & ECON. 265 (1974).

<sup>54</sup> Blood can be purchased in the United States, but the federal Food and Drug Administration requires labels to distinguish whether the source is a "paid donor" or "volunteer donor." Note that nonprofit institutions that collect blood from "volunteer donors" usually sell it to hospitals.



However, assume that the sale of blood undermines voluntary donations. For example, people might feel that giving blood away for free is stupid so long as it can be sold. If these facts were true, then prohibiting the sale of blood might be necessary in order to divert transfers into the superior channel of gifts. Similarly, anthropologists have argued that markets destroy gift economies among tribal people. Although plausible, the factual support for this theory is not strong enough to provide a convincing defense of inalienability. It seems, then, that inalienability rests on conventional morality and political philosophies that stress values other than Pareto efficiency.

**QUESTION 5.28:** Assume that every adult in a particular jurisdiction is eligible to serve as a juror. Panels of potential jurors are drawn by rotation from the qualified population. Currently, no jurisdiction allows someone called for jury service to hire a qualified replacement. Would society be better off if people were allowed to engage in a market for jurors?

#### WEB NOTE 5.7

As the technology for making use of transplantable human organs improves, the demand for those organs has far outstripped the supply available under the inalienability rules. See our website (and the box on “Inalienable Bodily Organs”) for a discussion of how a regulated market in human organs might significantly increase the supply.



#### INALIENABLE BODILY ORGANS

Within the last 20 years advances in medical technology have made it possible to transplant bodily organs from one person to another, resulting in a huge growth in the demand for transplantable bodily organs. Each year in the United States there are almost 80,000 people waiting for organ transplants. But the supply of suitable organs, called “cadaveric organs,” is much smaller—approximately 10,000 organs per year. For markets in which there is excess demand, rising prices bring supply and demand into equilibrium. But this cannot happen with regard to transplantable organs because the law forbids market transactions for those organs. The Uniform Anatomical Gift Act, first promulgated in 1968 and adopted by all states and the District of Columbia by the early 1970s, makes contracts for the purchase and sale of bodily organs illegal. The National Organ Transplant Act, 42 U.S.C. §274 (1994), also forbids contracts for the sale of human organs for use in human transplantation. As a result, gifts or donations are the only means by which to supply transplantable bodily organs.

To make a donation of one’s bodily organs, one must indicate—often when obtaining or renewing a driver’s license—a willingness to give up transplantable organs in the event of one’s death. Less than 20 percent of the United States’ driving-age population has filled out the donor cards, yet 85 percent of that same population say that they are willing to make a donation of their organs.



Because so many people have not credibly indicated their willingness to donate and because there is such a robust demand for transplantable organs, there is concern about how to increase the supply. Under the current system, physicians typically must ask next of kin whether they may “harvest” the organs of the decedent. As one can easily imagine, this is perhaps not the best time for such a request to be made. An alternative to the current system is one of “presumed consent”: everyone would be presumed to have consented to his or her organs being harvested unless they have affirmatively declared otherwise. Many European countries have this default rule, but with variations. For example, France presumes consent for harvesting but requires the authorities to check with the decedent’s family. Austria is closest to having pure presumed consent. Curiously, the result in Austria is that, in per capita comparison with the United States, there are far more kidneys available for transplant, about the same number of livers, and fewer hearts.

There are several other possibilities for increasing the supply. Technology may make it increasingly possible to transplant organs from other animals into humans; alternatively, technology may develop artificial organs, much as it has developed artificial joints and eye lenses. Finally, a regulated market in human organs might be allowed. The virtues and pitfalls of such a market are explored in the sources that follow.

Until the supply increases, there will be great excess demand. And, in the absence of a market to allocate the limited supply among the many who demand it, there must be a non-market method of allocation. There is an extremely complicated algorithm in the United States for deciding who gets a transplantable bodily organ. This algorithm seeks to be fair and efficient, and under the very trying circumstances, it probably succeeds reasonably well.<sup>55</sup> Essentially, the allocation system currently used in the U.S. awards organs in the order in which patients have been on an official waiting list. In 2006 the organization overseeing organ transplantation (UNOS) suggested an alternative allocation algorithm—that they be given first to those likely to live the longest after a transplant. That proposal is controversial and still under discussion.

#### **SOURCES:**

See Lloyd R. Cohen, *Increasing the Supply of Transplantable Organs: The Virtues of a Futures Market*, 58 Geo. WASH. L. REV. 1 (1989).

Gregory Crespi, *Overcoming the Legal Obstacles to the Creation of a Futures Market in Bodily Organs*, 55 OHIO ST. L. J. 1 (1994).

RICHARD EPSTEIN, MORTAL PERIL: OUR INALIENABLE RIGHT TO HEALTH CARE? (1997).

<sup>55</sup>An economist joke about this situation goes like this: A patient waiting for a heart transplant learns from his doctor that there are suddenly two hearts available—one from a remarkably healthy 24-year-old marathon runner who has died in front of the hospital and one from a 90-year-old economist. Without hesitation, the patient chooses to receive the heart of the economist because, as he explains to his astonished doctor, “It has never been used!”

## **D. Unbundling Property Rights**

In general, the owners of property possess a bundle of rights, and sometimes the law restricts the owner’s ability to repackage his rights. To illustrate, the owner of a good may have rights  $w$ ,  $x$ ,  $y$ , and  $z$  over it. The owner may want to unbundle these rights and sell  $w$  and  $x$  to one person, while retaining  $y$  and  $z$  for himself. Sometimes, however, law disallows unbundling while allowing sale of the



complete bundle. For example, the owner of a city lot can sell it as a whole, but city regulations may prevent him from cutting it in half and selling half of it.

Zoning illustrates specific regulations that prevent unbundling some property rights. A deeper question is whether something in the nature of property generally limits or restricts unbundling. To illustrate what is at stake, assume that A inherits his family's heirloom pocket watch. B, who is A's brother, would like to wear the watch to a Christmas party each year. B pays some money to A in exchange for A's promise to let B wear the watch every Christmas. A's refusal to let B wear the watch on Christmas in a future year would breach their contract, so B could sue A.

Continuing the example, assume that A sells the watch to C. In making the sale, A tells C nothing about B. C remains ignorant about A's contract with B until Christmas approaches and B asks C for the watch to wear. C refuses. What can B do? Nothing to C. C does not have to let B wear the watch on Christmas. B's only available remedy is to sue A for compensatory damages for breach of contract.

As this example illustrates, the contract between A and B does not give B security that he will always get to wear the watch on Christmas. What B wants is a right to use the watch on Christmas that he can assert against anyone who owns the watch. B might take a novel legal approach in an attempt to get security: let A sell B the use rights over the watch on Christmas, and let A retain all other rights over the watch. If A did not own use rights to the watch on Christmas, then presumably A could not sell those rights to anyone else. Further, anyone who tried to prevent B from using the watch on Christmas would presumably interfere with his property rights. Specifically, if C refused to let B use the watch on Christmas then B could sue C for "trespass" and obtain specific performance. (We will explain these terms in more detail in Chapters 6 and 7.)

Notice what happens when A and B replace A's contractual promise to B with A's sale of use rights to B. Damages are the usual remedy for breach of contract. Hence B's contractual right to wear the watch on Christmas is protected by A's liability to pay damages for breach. In contrast, injunctions are the usual remedy for trespass on property rights. Hence B's ownership of the right to wear the watch on Christmas is protected by his ability to obtain an order from the court requiring C to allow B to wear the watch on Christmas.

The example of the watch illustrates that unbundling can hinder commerce. Specifically, if unbundling is allowed, C would be uncertain exactly what rights he acquired by buying the watch from A, which would dampen C's interest in buying the watch. A vigorous market requires certainty of buyers concerning the rights that they acquire.

This example raises the general question, "Can the owner of property, who has a bundle of rights, rearrange the bundle of rights freely, transfer them as he wishes, and force courts to protect the transfer of rights by injunctions?" While this problem seldom arises with watches or similar objects, it often arises with real estate. To illustrate, assume that I own my family's ancestral home, Blackacre, and I want to assure that no one will ever use it for purposes other than a residence. To secure this end, I would like to remove the development rights from the bundle of ownership rights. Can I do it? According to the common law of property, I can only restrict the use by the future owners of Blackacre for a limited period of time.



(See the preceding discussion of the rule against perpetuities.) In general, an owner cannot freely unbundle and repackage real property rights in common law. Similarly, civil law systems in countries like France go beyond these common law restrictions by enumerating rights of real property that the owners cannot change. According to the civil law tradition, the enumerated rights attach to the property itself, not to the person who happens to own the property.<sup>56</sup>

Another important kind of property that provokes disputes about bundling and unbundling is the corporation. The stockholders of a corporation are its legal owners. Each share of stock traditionally conveys to its owner the right to one vote at stockholders' meetings. In recent years, however, some corporations have created new kinds of stock that do not give voting rights to their owners. There are many other examples where corporations have unbundled and rearranged the traditional rights enjoyed by their owners.

Instead of entangling ourselves in the details of real estate or corporate law, we must focus on the general point underlying these controversies. In the example of the heirloom watch, the fundamental issue is whether the owner of property can give several different people rights over it that they can enforce by specific performance against anyone who interferes.

Economic efficiency generally favors allowing unbundling whenever it increases the market value of the property, and prohibiting unbundling when it decreases the market value of the property. Property owners generally want to maximize its market value, and they are better situated than the state to know how to do this. Consequently, the state seldom has reason to prevent owners who want to unbundle from doing so. Recall, however, our previous discussion about the "anticommons." Unbundling may impose future costs on those who would like to repackage the rights into a new configuration. Insofar as there is an economic argument against unbundling, it is based on this desire to minimize future costs of assembling those rights into a more valuable whole.

Some theorists have argued that individuals can sometimes increase the value of their own property by unbundling in ways that increase transaction costs for the sale of other properties. To illustrate, a standard form contract lowers the bargaining costs of everyone in an industry. One seller who departs from the standard form reduces standardization, which imposes costs on other sellers. In general, a common pool of knowledge about contracts lowers transaction costs of exchange, and unbundling drains the common pool. This view implies that property law requires constraints against fragmentation by particularization.

This argument, however, is unconvincing. Much of contract law imposes rules that apply unless the parties stipulate otherwise in the contract. (See our discussion of "default rules" in the next chapter.) The state does not have to police contracts to make sure that they remain sufficiently standardized. State requirements of

<sup>56</sup>In legal language, *numerus clausus* refers to a restricted list of rights, including property rights. In property, these rights are *in rem*, meaning that they attach to the property regardless of its owner, whereas contract rights are *in personam*, meaning that they attach to the particular people who made the contract. See the articles by Michael Heller and by Thomas Merrill and Henry Smith noted at the end of Chapter 4.



standardized contracts are typically misguided for the same reason that state restrictions on unbundling property are misguided. The law should obligate sellers to disclose improbable restrictions on ownership due to past transactions, but as long as the parties understand what they are purchasing, the law should generally enforce agreements to unbundled property rights.

#### IV. WHAT ARE THE REMEDIES FOR THE VIOLATION OF PROPERTY RIGHTS?

As noted in Chapter 4, common law approximates a legal system of *maximum liberty*, which allows owners to do anything with their property that does not interfere with other people's property. When applying this principle, the amount of liberty afforded to owners depends on disentangling one owner's use of property from another's. When uses are separate, the effect of one owner on another occurs through voluntary agreements, such as market exchange. When uses join, one owner affects another involuntarily, as when my smoke blows over your property. In this section we discuss the special legal and economic problems caused by entangled uses.

##### A. Externalities and Public Bads

When people agree to impose costs and benefits on each other, they often make a contract. In contrast, when the utility or production functions of different people are interdependent, they impose benefits or costs on each other, regardless of whether they have agreed. Such interdependence is called an *externality*, because the costs or benefits are conveyed outside of a market. To illustrate the difference, if I buy so many watermelons at my local fruit store that the seller raises the price, my action affects other buyers, but bidding up a price exemplifies the ordinary working of markets, not an externality. In contrast, if my rooster's crowing annoys my neighbors, my action affects them independent from market transactions; so, the noise is an externality.

Costs or benefits conveyed outside of the market are not priced. Whenever costs or benefits are not priced, the supplier lacks incentives to supply the efficient quantity. Overcoming this incentive problem requires pricing the externality. When an externality gets priced, its supply is channeled through a market, which is called *internalizing the externality*. Thus, the solution to interdependent uses of property is to channel them through the market, or to internalize the externality.

The efficient solution to the problem of internalization depends on the number of affected people. If interdependence affects a small number of people, the externality is "private." For example, the crowing of my rooster affects a few neighbors, so the noise is a private externality. If the interdependence affects a large number of people, the externality is "public." For example, the smoke from a factory affects many households, so it is a public externality. Similarly, when one additional car enters a congested freeway, all the other drivers slow down a little, so congestion is a public externality. The private-public distinction in economics rests on a continuum describing the number of people who are affected by



someone's actions. As the number of people affected by someone's action increases, a vague boundary is crossed separating "private" from "public."

In Chapter 4 we explained that one person's consumption of a public good does not diminish the amount available to others, and that excluding some people from enjoying a public good is difficult. Public externalities typically have these characteristics of nonrivalry and nonexcludability. For example, when one person breathes dirty air, just as much dirty air remains for others to breathe, and preventing some people in a given air-quality region from breathing the air is difficult. Consequently, harmful public externalities are also called "public bads."

We summarize these points by using some notation. Imagine a small economy with two people, denoted  $a$  and  $b$ , and three private goods, denoted  $x_1, x_2, x_3$ . Consumption of the first two goods involves no externalities, but consumption of the third good imposes external costs. For example, the first two goods might be apples and pears, and the third good might be cigarettes. We attach a superscript on a good to indicate who consumes. Thus, the utility of person  $a$  can be written as a function of the three goods that she consumes:  $u^a = u^a(x_1^a, x_2^a, x_3^a)$ . Assume that person  $b$  consumes the first two goods, but not the third good; that is, person  $b$  does not smoke cigarettes. Furthermore, assume that person  $b$  dislikes breathing the smoke from person  $a$ 's cigarettes. Thus, the utility of person  $b$  can be written  $u^b = u^b(x_1^b, x_2^b, x_3^a)$ . (Note that  $b$ 's utility will typically increase if she consumes more of  $x_1$  and  $x_2$  but that her utility will *decrease* if  $a$  consumes more  $x_3$ .) The utility functions of  $a$  and  $b$  are interdependent because  $a$ 's consumption of the third good is an argument in  $b$ 's utility function. In other words, the presence of a variable in  $b$ 's utility function bearing the superscript  $a$  indicates an externality.

Let us add additional notation to indicate incomplete markets. Suppose that the three goods ( $x_1, x_2, x_3$ ) are purchased in a store at prices  $(p_1, p_2, p_3)$ . The price that person  $a$  must pay for  $x_3$  presumably reflects the cost at which the store purchases the good. This price does not include the cost of the harm that  $a$ 's consumption of  $x_3$  imposes on  $b$ .

Consequently, there is no price associated with the variable  $x_3^a$  in  $b$ 's utility function. In order to attach such a price, persons  $a$  and  $b$  would have to bargain with each other. Through such bargaining, the externality might be internalized. Our two-person example is a private externality. Alternatively, assume that there are  $1, 2, 3, \dots, n$  people just like person  $b$ . Choose any one of these  $n$  people and call this person  $j$ . Person  $j$ 's utility function has the form  $u^j = u^j(x_1^j, x_2^j, x_3^a)$ , for  $j = 1, 2, 3, \dots, n$ . Now the harmful externality from  $a$ 's consumption of  $x_3$  affects so many people that it is a public bad. The transaction cost of bargaining with  $n$  people is presumably prohibitive, so the externality cannot be internalized by a private bargain. Instead, an alternative means of pricing the externality must be found.

**QUESTION 5.29:** Classify the items in the following list as markets, private externalities, or public externalities.

- a lighthouse warns ships about rocks
- my building blocks your sunlight
- you outbid me at the auction



- d. my bees pollinate your apple trees
- e. airport noise lowers the sale value of my house

**QUESTION 5.30:** Assume that the third good,  $x_3$ , represents miles driven in cars by persons 1, 2, 3, . . . ,  $n$ , and assume that cars are polluting. Rewrite the utility function of the person  $j$  in the preceding formulation to represent these facts.

## B. Remedies for Externalities

In property law, a harmful externality is called a *nuisance*. Remember that our discussion of remedies for nuisance in Chapter 4 distinguished between injunctions and damages, and that the relative efficiency of these remedies has a lot to do with the public-private distinction. If the nuisance is private, few parties are affected by it, and, as a result, the costs of bargaining together are low. When bargaining costs are low, the parties will ordinarily reach a cooperative agreement and do what is efficient. Consequently, in those circumstances the choice of remedies makes little difference to the efficiency of the bargaining outcome. The traditional property law remedy—injunctive relief—is attractive under these circumstances, because the court need not undertake the difficult job of computing damages. If one views an injunction as always and forever prohibiting the offensive activity, then its inflexibility is costly. However, if one views an injunction as an instruction to the parties to resolve their dispute through voluntary exchange, then it is an attractive remedy for private nuisances.

In contrast, trying to correct a harmful externality of the public-bad type by bargaining would involve the cooperation of all the affected parties. Bargaining fails in these circumstances because it requires the cooperation of too many people. The law refers to a harmful externality of the public type as a *public nuisance*. Our analysis suggests that damages will be a more efficient remedy for a public nuisance than an injunction would be.

To apply this prescription for choosing between injunctions and damages, the court has to examine the number of people affected by the externality. However, the court does not have to perform a cost-benefit analysis comparing injunctions and damages. Cost-benefit analysis requires more information than courts typically possess, so legal rules whose application requires a cost-benefit analysis should be avoided.

When compensatory damages are perfect, they restore the victim to the same utility curve as he or she would have enjoyed without the harm. Compensatory damages can be *temporary* or *permanent*. With temporary damages, the plaintiff receives compensation for the harms the defendant has inflicted on him or her in the past. If harms continue in the future, the plaintiff must return to court in order to receive additional damages. Thus, temporary damages impose high transaction costs for dispute resolution. With permanent damages, reductions in future harms translate directly into reductions in liability. Consequently, permanent damages create incentives for injurers to continually adopt technical improvements that reduce external costs.



With permanent damages, the plaintiff receives compensation for past harms plus the present discounted value of all reasonably anticipated future harms.<sup>57</sup> One lump-sum payment extinguishes claims for past and future harms at the level specified in the judgment. Unfortunately, future changes in technology and prices are difficult to predict, so the estimation of future harms suffers from error. Thus, permanent damages impose high error costs. Furthermore, by paying permanent damages the injurer “purchases” the right to external harm up to the amount stipulated in the judgment. Consequently, permanent damages create no incentive for injurers to adopt technical improvements that reduce external costs below the level stipulated in the judgment.<sup>58</sup>

As explained, temporary damages impose high transaction costs, whereas permanent damages impose high error costs and undermine incentives for reducing future harms. Transaction costs of resolving disputes, whether by trial or settlement, are low when liability is certain and damages are easily measured. Error costs are high when innovation improves abatement technology and changes the understanding of the harms caused by externalities. Thus, temporary damages tend to be more efficient given easily measured damages and rapid innovation. Conversely, permanent damages tend to be more efficient given costly measurement of damages and slow innovation.

We commend damages as the remedy for a public nuisance. However, common law has not traditionally followed this prescription. When the public is harmed by a nuisance, courts traditionally allow the affected parties to enjoin it. The following case suggests that the common law has become more receptive to damage remedies for public nuisances. Read the case, bearing in mind the difference between the traditional remedy for a nuisance (damages for past harm and an injunction against future harm), recurring damages, and permanent damages. After reading the case, test your knowledge of externality theory by answering the questions.

---

**BOOMER v. ATLANTIC CEMENT CO., INC. 309 N.Y.S.2d 312,  
257 N.E.2d 87 (Court of Appeals of New York, 1970)**

---

BERGAN, J. Defendant operates a large cement plant near Albany. These are actions for injunction and damages by neighboring land owners alleging injury to property from dirt, smoke and vibration emanating from the plant.

---

<sup>57</sup> See Chapter 2 for more on discounting.

<sup>58</sup> In his dissent in *Boomer v. Atlantic Cement Co.*, which we discuss next, Justice Jasen recognized this point in his criticism of the majority’s award of permanent damages. He wrote, “Furthermore, once permanent damages are assessed and paid, the incentive to alleviate the wrong would be eliminated, thereby continuing air pollution in an area without abatement.”



**178** CHAPTER 5 Topics in the Economics of Property Law

[At the trial court and on appeal, the defendant's cement-making operations were found to be a nuisance to the plaintiff neighbors. Temporary damages were awarded, but an injunction against future dirt, smoke, and vibration from the plant causing the same or greater harms was denied. Plaintiffs have brought this appeal in order to receive the traditional remedy against a nuisance—an injunction.]

The ground for denial of injunction . . . is the large disparity in economic consequences of the nuisance and of the injunction. This theory cannot, however, be sustained without overruling a doctrine which has been consistently reaffirmed in several leading cases in this court and which has never been disavowed here, namely, that where a nuisance has been found and where there has been any substantial damage shown by the party complaining, an injunction will be granted.

The rule in New York has been that such a nuisance will be enjoined although marked disparity be shown in economic consequences between the effect of the injunction and the effect of the nuisance . . .

The court at Special Term [the trial court] also found the amount of permanent damage attributable to each plaintiff, for the guidance of the parties in the event both sides stipulated to the payment and acceptance of such permanent damage as a settlement of all the controversies among the parties. The total of permanent damages to all plaintiffs thus found was \$185,000 . . .

This result . . . is a departure from a rule that has become settled; but to follow the rule literally in these cases would be to close down the plant at once. This court is fully agreed to avoid that immediately drastic remedy; the difference in view is how best to avoid it. [Footnote by Court: Atlantic Cement Co.'s investment in the plant is in excess of \$45,000,000. There are over 300 people employed there.]

If the injunction were to be granted unless within a short period—e.g., 18 months—the nuisance be abated by improved techniques found, there would inevitably be applications to the court at Special Term for extensions of time to perform on showing of good faith efforts to find such techniques. The parties could settle this private litigation at any time if defendant paid enough money and the imminent threat of closing the plant would build up the pressure on defendant . . .

Moreover, techniques to eliminate dust and other annoying by-products of cement making are unlikely to be developed by any research the defendant can undertake within any short period, but will depend on the total resources of the cement industry nationwide and throughout the world. The problem is universal wherever cement is made.

For obvious reasons the rate of the research is beyond control of defendant. If at the end of 18 months the whole industry has not found a technical solution, a court would be hard put to close down this one cement plant if due regard be given to equitable principles.

On the other hand, to grant the injunction unless defendant pays plaintiffs such permanent damages as may be fixed by the court seems to do justice between the contending parties. All of the attributions of economic loss to the properties on which plaintiffs' complaints are based will have been redressed . . .

It seems reasonable to think that the risk of being required to pay permanent damages to injured property owners by cement plant owners would itself be a reasonably effective spur to research for improved techniques to minimize nuisance . . . Thus it seems fair to both sides to grant permanent damages to plaintiffs which will terminate this private litigation . . . The judgment, by allowance of permanent damages imposing a servitude on land, which is the basis of the actions, would preclude future recovery by plaintiffs or their grantees.



## IV. What Are the Remedies for the Violation of Property Rights? 179

This should be placed beyond debate by a provision of the judgment that the payment by defendant and the acceptance by plaintiffs of permanent damages found by the court shall be in compensation for a servitude on the land.<sup>59</sup>

The orders should be reversed, without costs, and the cases remitted to Supreme Court, Albany County, to grant an injunction which shall be vacated on payment by defendant of such amounts of permanent damage to the respective plaintiffs as shall for this purpose be determined by the court.

JASEN, J., dissenting. I agree with the majority that a reversal is required here, but I do not subscribe to the newly enunciated doctrine of assessment of permanent damages, in lieu of an injunction, where substantial property rights have been impaired by the creation of a nuisance . . .

I see grave dangers in overruling our long-established rule of granting an injunction where a nuisance results in substantial continuing damage. *In permitting the injunction to become inoperative on the payment of permanent damages, the majority is, in effect, licensing a continuing wrong. It is the same as saying to the cement company, you may continue to do harm to your neighbors so long as you pay a fee for it.* [Authors' emphasis.] Furthermore, once such permanent damages are assessed and paid, the incentive to alleviate the wrong would be eliminated, thereby continuing air pollution of an area without abatement.

It is true that some courts have sanctioned the remedy here proposed by the majority in a number of cases, but none of the authorities relied on by the majority are analogous to the situation before us. In those cases, the courts, in denying an injunction and awarding money damages, grounded their decision on a showing that the use to which the property was intended to be put was primarily for the public benefit. Here, on the other hand, it is clearly established that the cement company is creating a continuing air pollution nuisance primarily for its own private interest with no public benefit . . . The promotion of the interests of the polluting cement company, has, in my opinion, no public use or benefit . . .

I would enjoin the defendant cement company from continuing the discharge of dust particles on its neighbors' properties unless, within 18 months, the cement company abated this nuisance . . .

---

**QUESTION 5.31:** Is the externality in *Boomer* private or public?

**QUESTION 5.32:** Are the transaction costs of bargaining among the parties low or high?

**QUESTION 5.33:** Suppose the households had a right to enjoin the cement company to stop polluting. What obstacles would the cement company face if it tried to purchase the right to pollute from the households?

---

<sup>59</sup> A *servitude on the land* is a restriction or burden on a piece of real property. The servitude typically “runs with the land,” which means that it becomes permanently attached to the particular piece of land and is not, therefore, dependent on the identity of the owner. In our discussion of the case, we will see why the court wishes to make the obligation to pay permanent damages for the nuisance a servitude on the land rather than being a mere obligation to pay particular individuals.



**QUESTION 5.34:** Explain the remedy given by the court. Suppose that at some time in the future the cement company doubles its rate of output, thus increasing the noise, smoke, dust, and vibration inflicted on the neighbors. Do the homeowners have a remedy?

**QUESTION 5.35:** Contrast the difference between temporary and permanent damages on the incentives of people to build new houses near the cement factory.

**QUESTION 5.36:** To what extent can the private law of property solve the problem of pollution?

### WEB NOTE 5.8



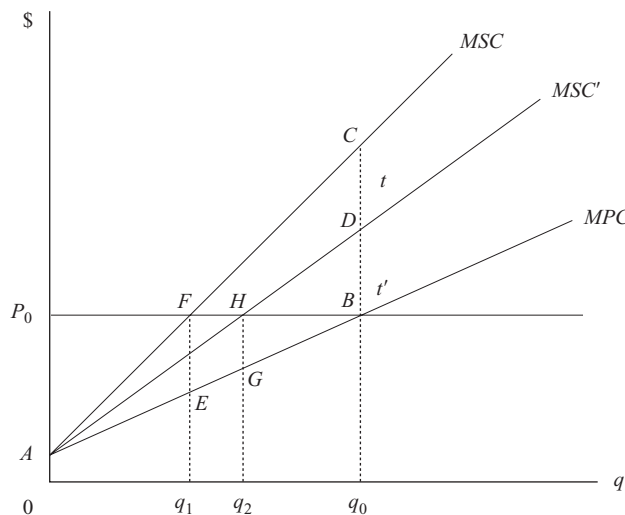
See our website for an additional case and some additional questions on using nuisance law to correct externalities.

## C. Graphing Externalities

Let us graph how the award of damages can internalize an externality and restore efficiency. We assume that a firm like Atlantic Cement is held liable for the external costs it inflicts on others. The situation facing the firm is shown in Figure 5.1. The company's marginal private-cost curve,  $MPC$ , indicates the private cost to the firm of producing different quantities of cement. Private costs include

FIGURE 5.1

The incentives to adopt a new, superior technology under a rule of temporary damages.





the capital, labor, land, and materials, but not the external harm caused by pollution. The external costs of pollution are added to the private costs to yield the social costs of producing cement. Figure 5.1 depicts two marginal social-cost curves representing two different technologies. Under the old technology, the addition of external costs of pollution to the private costs of production yields the marginal social-cost curve  $MSC$ . This curve depicts the true cost to society of each level of production under the old technology. There is, however, a new technology that pollutes less. Its marginal social costs are shown along line  $MSC'$ . The superiority of the new technology lies in the fact that it causes half as much pollution at any given level of output as the old technology. For example, the old technology might use filters in the smoke stack, and the new technology might use scrubbers in the smoke stack.

Under either technology and in the absence of any court or regulatory action, the company's profit-maximizing rate of output,  $q_0$ , is determined at the intersection of the private marginal-cost curve and the prevailing output price,  $P_0$ . Under the old technology, the total amount of external cost inflicted by the output rate  $q_0$  is the area  $ABC$ . Under the new technology, the total amount of external cost inflicted by the output rate  $q_0$  is the area  $ABD$ . The net social cost inflicted by the last unit of output is  $t' + t$  under the old technology and  $t'$  under the new technology. Note that it is easy to see here that, even if there is no legal compulsion for the firm to take external costs into account, society is better off if the firm is producing  $q_0$  under the new technology rather than under the old technology. However, if the firm is not required to internalize these external costs, it has no incentive to adopt the new technology.

However, matters change if the firm can be made to internalize the social cost of its production of cement. Under the old technology and with the firm held responsible for its external costs, the profit-maximizing rate of output is determined by the intersection of  $P_0$  and  $MSC$  at  $q_1$ . But under the new technology and with the firm held responsible for its external costs, the profit-maximizing rate of output is determined by the intersection of  $P_0$  and  $MSC'$  at  $q_2$ . The total social cost inflicted by those two rates of output is, under our assumptions, the same; that is, the area  $AEF$  is equal to the area  $AGH$ . But because  $q_2 > q_1$ , society prefers that the firm adopt the new technology and operate along  $MSC'$ .

But what about the firm? Is it still indifferent between the two technologies? No. Assuming that the firm pays pollution costs, its maximum profits under the old technology are the area  $AP_0F$ , whereas maximum profits under the new technology are  $AP_0H$ . It is obvious that  $AP_0H > AP_0F$ .

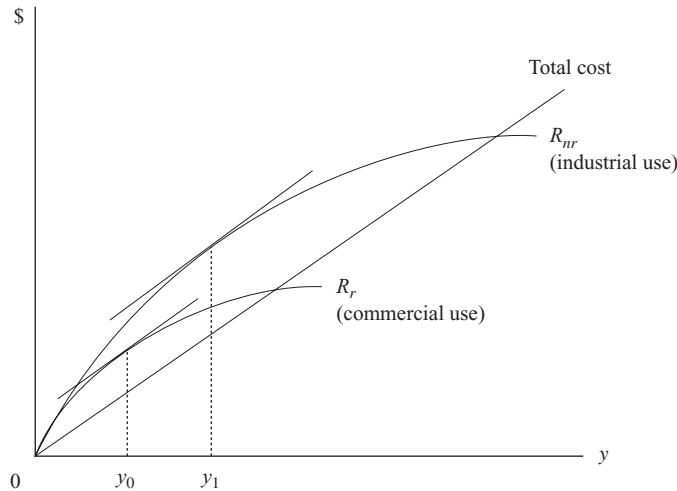
How do these considerations relate to the question we asked above about the incentives for adopting superior technologies of production under the alternative damage measures? The intuitively plausible answer is that the cement company will adopt the cleaner technology more quickly under temporary damages than under permanent damages, and that intuition is borne out by our formal analysis. However, these economic advantages to temporary damages over permanent damages must be balanced against the potentially higher administrative costs of temporary awards.

**QUESTION 5.37:** The price line  $P_0$  is horizontal in Figure 5.2. What does this fact indicate about competition?



**FIGURE 5.2**

**The incentive effects on private investors of a difference between compensable takings and noncompensable regulations.**



**QUESTION 5.38:** Assume that science reveals a new health hazard caused by breathing pollution from cement factories. How would such a discovery modify the graph and change the efficient level of production of cement?

### D. Takings

The theory of property developed in Chapter 4 stresses that clear and certain property rights may facilitate bargaining, which creates a surplus from cooperation and exchange. Conversely, unclear and uncertain property rights impede bargaining, which destroys the social surplus. The power of the state to take property and regulate its use reduces the clarity and certainty of property rights. The resulting destruction in social surplus represents the economic cost of the state's power to take property and regulate its use. Offsetting the economic cost is the benefit of providing public goods at lower cost. In this section we develop these ideas into an economic theory of the taking and regulatory powers.

In many countries, the constitution circumscribes the state's power to take private property. For example, the takings clause of the Fifth Amendment to the U.S. Constitution reads, "nor shall private property be taken for public use, without just compensation." Thus, the Fifth Amendment prohibits the state from taking private property except under two conditions: (1) the private property is taken for a public use, and (2) the owner is compensated. We will explain the economic rationale for these two conditions.



**1. Compensation** To understand the compensation requirement, contrast takings and taxes. Taxes are assessed on a broad base, such as income, property, sales, or bequests. Everyone subject to the tax faces the same schedule of rates. In contrast, a taking involves a particular piece of property owned by a particular person. Tyrannies sometimes finance government and enrich officials by taking property from individuals. To finance the state by takings, the private owner whose property is appropriated must not receive compensation. If the private property owner received compensation equal to the market value for his or her property, the state could not profit from taking it. So the requirement of compensation can be viewed as a device to channel government finance into taxes and away from takings.

Economics provides strong reasons for financing the state by taxes rather than takings. Any kind of expropriation distorts people's incentives and causes economic inefficiency, but taxes distort far less than uncompensated takings. To see why, consider the basic principle in public finance that focused taxes distort more than broad taxes. Applying this principle, a given amount of revenues can be raised with less distortion by a tax on food rather than vegetables, or a tax on vegetables rather than carrots. This principle follows from the fact that avoiding broad taxes is harder than avoiding narrow taxes. For example, avoiding a tax on food requires eating less, whereas avoiding a tax on carrots requires eating another vegetable such as cucumbers. Broad taxes distort behavior less because many people cannot change their behavior to avoid broad taxes. Thus, efficiency requires the state to collect revenues from broad taxes such as income or consumption.<sup>60</sup> In contrast, takings have a very narrow base. Individual owners will go to great expense to prevent the state from taking their property without compensation. Indeed, the possibility of uncompensated takings would divert effort and resources away from production and toward the politics of redistribution.

**2. Public Use** The requirement of compensation does not preclude another political abuse, in which the state takes one person's property and sells it to someone else. To appreciate the problem, consider the difference between a taking and a sale. Sales are motivated by mutual gain, which is created by moving property from lower-valued to higher-valued uses. To illustrate, Blair's purchase of Adam's 1957 Chevrolet creates a surplus because Blair values it more than Adam does. The fact that both parties must consent to the sale guarantees mutual gain. In contrast, a taking does not require the consent of the property owner, so unilateral gain can motivate a taking. A property owner may value his or her property more than whoever takes it.

For example, assume that Samson owns his family's estate, the market value of which equals \$30,000, but Samson does not want to sell it because he values the estate at \$100,000 for sentimental reasons. Delilah covets Samson's estate and would be willing to pay up to \$40,000 for it. Assume that the state can compel Samson to sell his property at its "fair market value." So, Delilah contributes

<sup>60</sup>The precise proposition is that goods should be taxed at a rate inversely proportional to their elasticity of demand and supply. Broad taxes fall on aggregates that are inelastically demanded and supplied.



\$5000 to the campaign fund of a prominent government official, who takes Samson's estate, pays him \$30,000, and resells the estate to Delilah for \$30,000. Thus, Delilah and the government official each gain \$5000, although Samson loses \$70,000.

By taking Samson's property and giving it to Delilah, the state transfers property from one private person to another, so that Delilah does not have to pay Samson's subjective price for the estate. The requirement of compensation at market prices does not prevent this abuse, which occurs because the owner's subjective value exceeds the market price paid as compensation. To eliminate the abuse, the state could compensate the owner's subjective price rather than the market price. However, no one but the owner knows the subjective price. In a voluntary sale, the owner receives at least the subjective price or does not sell. If the state wanted to compensate at least the owner's subjective price, the state would have to buy the property, not take it.

The "public-use" requirement avoids the abuse in this example. Delilah's use of Samson's estate is private, not public. Consequently, the taking in this example violates the public-use requirement. The public-use requirement forbids the use of takings to bypass markets and transfer private property from one private person to another. Instead, property must be taken for a public use. For example, Samson's estate could be taken for a park, school, or highway.

The public-use requirement does not solve the problem of inefficiency in involuntary transfers. To illustrate, suppose that motorists would be willing to pay \$40,000 to use a highway through Samson's estate, the market value of which is \$30,000. By taking the land, paying Samson \$30,000, and building a highway, the government anticipates a surplus of \$10,000. In reality, Samson values his estate at \$100,000, so the net social loss will equal \$60,000, and Samson will lose \$70,000.

This example suggests that the state should not take property with compensation merely to produce a public good. In reality, the state buys most of the resources that it uses to supply public goods. For example, the state buys cement, pencils, trucks, light bulbs, and labor. In fact, takings are circumscribed more than the requirements of compensation and public use suggest.

**3. Holdouts** The government must purchase large tracts of land from many owners in order to provide some public goods, such as military bases, airports, highways, and wilderness areas. These projects often demand "contiguity," which means that the parcels of land must touch each other. To illustrate, the segments of a highway do not connect unless they are on contiguous parcels of land. Contiguity disrupts bargaining by creating opportunities for owners to hold out.

To illustrate, assume that the state proposes to construct a road across three parcels of land owned by three different people. The state determines that motorists would pay \$200,000 more than the construction costs for such a road. Consequently, efficiency requires undertaking the project provided that the land's value is less than \$200,000. The three owners value the land at \$30,000 per parcel, so construction of the road would create a social surplus of \$110,000. Assume that the state acquires an option to buy one of the parcels for \$30,000. The state



could pay up to \$170,000 for the other two parcels and still come out ahead. Knowing this, each of the owners demands \$100,000 for her parcel of land. If the state must buy the land, not take it, the project fails.

The last owner frequently “holds out” when the state acquires contiguous parcels of land needed for a public project. In a real-life example, the developers of a new baseball stadium in Denver purchased all the land except for the property of one “holdout,” whom the newspaper called “the guy who owns first base.” Even when owners do not hold out, the possibility of doing so can dramatically increase the transaction costs of purchasing contiguous property. The taking power eliminates this problem. The government should resort to compulsory sale principally when there are many sellers, each of whom controls resources that are necessary to the project. Thus, takings should be guided by this principle: *in general, the government should only take private property with compensation to provide a public good when transaction costs preclude purchasing the necessary property.*

**QUESTION 5.39:** What if the government needs to purchase a single, large piece of property in order to provide a public good, say, a satellite-tracking station? There is only one private owner with whom to deal. And his property is the only one that is suitable for the station. Should the government be allowed to compel this individual, a monopolist for the contemplated public use, to sell at fair market value?

**QUESTION 5.40:** The public use requirement for governmental taking has recently been the subject of litigation and commentary. Consider this example. The downtown area of a large city is blighted by decades of economic depression and neglect. The municipal government believes that the economic well-being of the community requires a vibrant and attractive downtown area. So, using its power of eminent domain, the government takes much of the rundown property and turns it over (at a price far below market value) to a private real-estate development company with instructions on how the company is to invigorate the residential and commercial life of the downtown area.

Is this taking efficient, even though the property has been turned over to a private party?<sup>61</sup>

**QUESTION 5.41:** Compare the efficiency of the following two methods of amending the just-compensation constraint:

- a. Define just compensation to be fair market value (including relocation costs) plus, say, 20 percent.
- b. Allow private property owners to make their own assessments of the value of their property. Property owners agree to pay property taxes on that self-assessed value. If the government ever takes the property, it agrees to pay the self-assessed property value as just compensation.

<sup>61</sup> Be sure to see Web Note 5.9 for more on some recent cases involving fact patterns like that of this question.



**4. Insurance** People typically purchase insurance on assets whose value constitutes a significant proportion of their wealth, such as a house. Most homeowners purchase fire insurance. Similarly, people want insurance against takings. Private companies provide fire insurance, whereas the state provides insurance against takings by compensating property owners. Why does the private sector provide insurance against fires, and the state sector provide insurance against takings?

This question challenges you to relate takings to the economics of insurance. Insurance spreads risk among policy holders. In general, spreading risk more broadly reduces the amount that anyone must bear. The state can spread the risk of takings through the base of all taxpayers, which is broader than the base of all policy holders in any insurance company. So, risk-spreading argues for public insurance.

Administrative efficiency argues for private insurance. The discipline of competition causes a higher level of administrative efficiency in private insurance funds than in state insurance funds. Many state insurance funds, such as depository insurance in American savings banks, have a dismal history.

Risk-spreading and administrative costs are not decisive. The decisive case for public insurance against takings rests on incentive effects for the state. Decisions about takings are made by the state. If the state did not have to pay compensation, it might take property to finance itself, or it might take property for redistribution to the friends of politicians, or it might purchase too many public goods.<sup>62</sup>

**5. Regulations** Earlier in this chapter we discussed how interdependent utility or production functions can cause the externalization of social costs. Nuisance suits provide a remedy. State regulations provide another remedy. Regulations restrict the use of the property without taking title from the owner. Enacting regulations involves a political fight between the beneficiaries and victims. Since the outcome depends on politics, not cost-benefit analysis, the total costs of regulations often exceed the total benefits. However, a chapter on property is not the place to develop a full critique of regulations. In this section, we focus on a narrower issue related to takings.

Regulations typically cause a fall in the value of some target property, which may prompt a suit for compensation. To illustrate, an industrialist who acquires land to build a factory may be blocked when the local government “downzones” and forbids industrial uses. The industrialist may sue, alleging that the state took a substantial portion of the value of the property but not the title. When courts find for the plaintiff in such cases, they say there was a “taking.” When courts find for the defendant in such cases, they say there was a “regulation.” The difference is that a taking requires compensation and a regulation requires no compensation.

We want to discuss the incentive effects of this classification into compensated restrictions (takings) and uncompensated restrictions (regulations). If the state need not compensate for restrictions, then it will impose too many of them. If there are too many restrictions, then resources will not be put to their

<sup>62</sup>For more on takings as insurance, see Lawrence Blume & Dan Rubinfeld, *Compensation for Takings: An Economic Analysis*, 72 CAL. L. REV. 569 (1984).



highest-valued use. Thus, uncompensated restrictions result in inefficient uses. Conversely, if the state must compensate fully for restrictions, then property owners will be indifferent about whether the state restricts them. If property owners are indifferent about whether the state restricts them, they will improve their property as if there were no risk that restrictions will prevent the use of the improvements. If restrictions subsequently prevent the use of the improvements, the investment will be wasted. Thus, compensated restrictions result in wasteful improvements.

We illustrate this argument by an example.<sup>63</sup>

**FACTS:** Xavier is a government official whose wall contains a map with a thick blue line across it. Currently, the land-use planning laws allow the area to the south of the blue line to be used for any commercial, industrial, or residential purpose. The government proposes to change the law and forbid industrial uses, although commercial uses would still be allowed.

Yvonne owns a building that is located on the blue line. She currently uses the building as a retail outlet, but she is contemplating expanding and improving the building for use as a factory. Yvonne must decide how much to invest in improving her building. If she abandons the idea of using her building as a factory, she will make a smaller investment in improving it for use as retail space, and the government's land-use regulation decision will not affect her. But if she proceeds with the idea of using her building as a factory, she will make a large investment, and the government's decision *will* affect her. Should the government carry out its proposed change, she will lose money on the large investment, and a court will then have to decide whether she is entitled to compensation for the loss. The decision will turn on whether the court declares the change in the governmental land-use plan to be a regulation, in which case no compensation is due, or a taking, in which case compensation is due.

Consider the incentive effects of the court's decision on Yvonne. If she is confident that downzoning is a taking and that she will receive compensation, she bears no risk from making a large investment; so, she will invest as if there were no risk of loss from governmental action. On the other hand, if she is confident that downzoning is a regulation and that she will not receive compensation, she bears the risk that the value of her investment would be destroyed by the governmental action, and she will restrain her investment.

Figure 5.2 illustrates these facts. The vertical axis indicates dollars, and the horizontal axis measures the size of Yvonne's renovated building. The straight line labeled "Total Cost" indicates the amount that she spends on enlarging the building. Two curves, labeled  $R_{nr}$  and  $R_r$ , indicate possible revenues yielded by the building as a function of its size. The higher revenue curve, labeled  $R_{nr}$ , indicates the revenues obtainable when there is no regulation, so that the building can be

<sup>63</sup> See Cooter, *Unity in Tort, Contract, and Property: The Model of Precaution*, 73 CAL. L. REV. 1 (1985).



used as a factory. The lower revenue curve, labeled  $R_r$ , indicates the revenues obtainable when there is regulation, so that the building cannot be used as a factory.

Applying the usual economic logic, Yvonne will maximize profits by choosing the size of building for which the marginal cost equals the marginal revenues. Marginal values are given by the slopes of total value curves in the graph.  $y_0$  is the point at which the slope of the lower revenue curve equals the slope of the total cost curve, so  $y_0$  is the profit-maximizing investment level when industrial use is forbidden. If Yvonne were certain that the courts would hold that downzoning is a regulation, then she would maximize profits by investing at the low level  $y_0$ .

$y_1$  is the point at which the slope of the higher revenue curve equals the slope of the total cost curve, so  $y_1$  is the profit-maximizing investment level when industrial use is allowed. If Yvonne were certain that downzoning would be deemed a taking by the courts, then she would maximize profits (including compensation) by investing at the high level.

Now consider the efficient level of investment. Social efficiency requires Yvonne to take account of real risks, including the risk that the value of her contemplated investment will be destroyed by governmental action. If it were certain that government would *not* alter the land-use regulations in this area, then efficiency would require Yvonne to invest at the high level  $y_1$ . On the other hand, if it were certain that government would alter the rules, then efficiency would require Yvonne to invest at the low level  $y_0$ . In reality, it is uncertain whether government will make the alteration, so efficiency requires Yvonne to invest at a level in between  $y_1$  and  $y_0$ .<sup>64</sup>

No compensation causes Yvonne to internalize the risk. When she internalizes the risk, she invests efficiently, at a level above  $y_0$  and below  $y_1$ . We conclude that *no compensation for the loss of value in investments caused by uncertain governmental action provides incentives for efficient private investment*. However, compensation causes her to invest at  $y_1$ , as if the risk were zero. We conclude that *full compensation for the loss of value in investments caused by uncertain governmental action provides incentives for excessive private investment*.

This argument concerns incentives for private persons, not the state. The effect of the two legal institutions—regulations and takings—is quite different when we turn from private persons to government officials. If the court decides that the alteration in the allowable uses of land in the relevant area is a mere regulation, so that compensation need not be paid, then the alteration costs the government nothing. On the other hand, if the court decides that this particular action is a taking so that compensation must be paid, then this type of action is very costly to the government. Obviously, *the noncompensability of regulations gives government officials an incentive to overregulate, whereas the compensability of takings makes government officials internalize the full cost of expropriating private property*.

<sup>64</sup>To be precise, efficiency requires her to make additional improvements until the resulting increase in her profits when there is no government action, multiplied by the probability of no governmental action, equals the loss in profits when there is government action, multiplied by the probability of governmental action.



When government action is likely to be judged a taking, the government internalizes the cost of its actions and thus restrains its taking of private property. On the other hand, when government action is likely to be judged a mere regulation, the government lacks material incentives to conserve its use of valuable private property rights.

If the state compensates property owners for governmental takings, property owners have an incentive toward excessive improvements, whereas if the state does not compensate, the government has an incentive to overregulate private property. This is the *paradox of compensation*, which we shall meet again in our study of contracts and torts. Officials should consider this paradox when they must decide whether a state action that reduces private property values is a taking or a regulation. If private owners will respond to compensation by making excessive improvements, then their behavior will improve by declaring the state action to be a regulation. Conversely, if the government will respond to non-compensation by excessive action that harms property owners, then its behavior will improve by declaring the state action to be a taking. In technical terms, *elasticity in the supply of private investment with respect to compensation favors regulation instead of takings, and elasticity in the supply of state action with respect to compensation favors takings instead of regulations.*

#### WEB NOTE 5.9

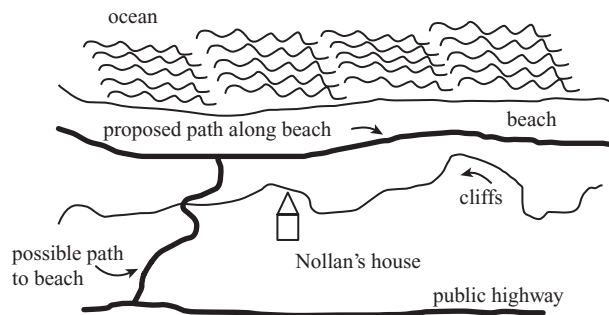


There have been some fascinating recent U.S. cases regarding uncompensable regulations and compensable takings. We review some of those cases and some of the recent literature on these issues on our website.

### E. Bargaining With the State

Now we turn to a famous case where a landowner successfully sued the state for taking a property right by the way it regulated development. North of Los Angeles, the magnificent coastline of California remains largely unspoiled by

FIGURE 5.3





development, and the California Coastal Commission is responsible for keeping it that way. A property owner named Nollan sought a permit from the Commission to enlarge a small coastal dwelling into a house. The property was located between the beach and a public road, as depicted in Figure 5.3. The house would have diminished and degraded the view of the coast from the road. The Commission wanted to protect the view from the road. To protect the view, the Commission could have refused permission to build the house. The Commission, however, took another approach because it had another goal: to create a public walking path along the beach, as indicated in the figure. The Commission asked the owner to donate a public path along the beach in exchange for permission to build the house. Private developers often donate land in exchange for permits, as when a housing developer donates land for a school and a road in exchange for a permit to build houses on farmland. Instead of donating the path, however, the owner sued the Commission.

The law clearly allows the state to regulate property to protect the public against harm, and the law clearly forbids the state from expropriating selected property owners in order to finance public goods. Was the Coastal Commission protecting the public or forcing a private person to pay for a public easement? The U.S. Supreme Court reached the latter conclusion in a complex opinion written by Justice Scalia. The Court looked for a “nexus” between the harm caused by the owner (obstructing the public view from the road) and the remedy demanded by the Commission (donating a public path along the beach). The Court reasoned that without such a nexus, the regulation was an illegal taking. Because the Court could not find a nexus, the owner won the dispute.

A legal principle can be abstracted from these facts. In order for a regulation to count as protecting the public from harm, the regulation must *mitigate* the harm. The state may condition a permit on mitigating the harm caused by its exercise. A donation of land to mitigate harm is allowed. For example, the Commission might have asked Nollan to donate a path to get around the house and reach the beach. (See “possible path to beach” in the picture.) A donation of land for a purpose *unrelated* to the harm does not mitigate it. Instead, a donation for another purpose *offsets* the harm by supplying something else of value. *Nollan* can be interpreted as standing for the principle that the state may not condition a permit on offsetting the harm caused by the permit’s exercise.

Some hypothetical numbers inspired by *Nollan* show a problem with this forbidding permits conditional on offsets. According to Figure 5.4, the property owner values building the house at 1000, and the Commission values the public’s loss of view at 300. Whereas Figure 5.4 shows the valuations for “build” and “don’t build,”

**FIGURE 5.4**  
**Value of building and not building.**

	Act (build house)	Don’t act (don’t build house)
Property owner	+ 1000	0
Public commission	– 300	0



**FIGURE 5.5**  
Value of mitigation and offset.

	Redesign house (mitigate)	Path along beach (offset)
Property owner	-300	-250
Public commission	+250	+400

**FIGURE 5.6**  
Net values.

	Don't act	Act and mitigate	Act and offset
Property owner	0	700	750
Public commission	0	-50	100
Total	0	650	850

Figure 5.5 shows the valuations for “mitigate” and “offset.” Mitigating requires re-designing the house to improve the view, which costs the owner 300 and benefits the public by 250 as estimated by the Commission. Alternatively, donating a path along the beach costs the owner 250 and benefits the public by 400.

Figure 5.6 combines the numbers from the two previous figures to give the net benefits of alternative acts. “Don’t act” yields 0 to both parties. “Act and mitigate” yields 700 to the property owner ( $1000 - 300 = 700$ ) and -50 to the public ( $-300 + 250 = -50$ ). These two choices are apparently the only ones allowed by the Court in *Nollan*. Given these two choices, the Commission will presumably refuse to issue a permit, and the result will be 0 benefits to both parties.

The Court apparently will not allow the parties to act and offset, which would benefit both of them. “Act and offset” yields 750 to the property owner ( $1000 - 250 = 750$ ) and 100 to the public commission ( $-300 + 400 = 100$ ).

With these hypothetical numbers, the holding in *Nollan* results in a payoff of 0 to both parties (the Commission denies the building permit), whereas allowing the Commission to demand an offset results in a payoff of 850 (Commission gives permit, and owner donates the path). These hypothetical numbers show that the principle in *Nollan* can easily cause inefficient blocking of building permits. The Supreme Court apparently arrived at this principle because it feared that the state will abuse offsets. The state might demand offsets from politically vulnerable property owners instead of collecting taxes. For example, a mayor elected by tenants might demand offsets whenever landlords need building permits. The mayor could use the offsets to finance public goods instead of imposing taxes that fall partly on tenants.

The potential scope for such abusive offsets is large for two reasons. First, the state has extensive powers of regulation, many of which go unused. The state might start to introduce unnecessary restriction on builds just to obtain offsets. Second, the state can demand an offset whose value exceeds the harm caused by exercising the permit. In Figure 5.4, building benefits the owner by 1000. Thus,



the state can demand up to 1000 in offsets as a condition for allowing the owner to build, and the owner gains from accepting the offer, even though building harms the public by only 300.

Fear of abuse is reasonable, but the Court should have solved the problem in a different way that avoids inefficiency. A better solution prohibits offsets unless the state also gives the property owner the opportunity to mitigate. This approach implies that the Commission should give the property owner the permit to build the house conditional on the owner *either* mitigating *or* offsetting. The relationship “either . . . or . . .” is disjunctive. We are proposing a disjunctive conditional permit.

The additional choice can benefit both parties. In Figure 5.6, the disjunctive conditional permit allows the owner to redesign the house at a cost of 300 (mitigate) or donate a path along the beach at a cost of 250 (offset). The owner will choose the latter, which will benefit the public much more than the former. In general, allowing the state an additional choice—to issue a permit conditional on mitigating or offsetting—cannot make the state worse off. By issuing a disjunctive conditional permit, the state gives the property owner an additional choice. The property owner in Figure 5.6 will choose to offset. In general, allowing the property owner an additional choice—to mitigate or offset—cannot make the property owner worse off. So, allowing the state to choose or reject issuing a disjunctive conditional permit is more (Pareto) efficient than not allowing it to do so.

**QUESTION 5.42:** Assume that Figures 5.4 and 5.5 describe the facts in *Nollan*. Why might the property owner challenge the Commission and litigate instead of accepting the Commission’s offer to give a permit in exchange for donating a pathway along the beach?

**QUESTION 5.43:** The picture of the *Nollan* case indicates the “proposed path along the beach” and a “possible path to the beach.” The Court did not allow the Commission to give a building permit conditioned on donating a path along the beach. Why might the court have allowed the Commission to give a building permit conditioned on donating a path to the beach?

**QUESTION 5.44:** The Federal Government provides disaster insurance that helps people to build vacation homes in places subject to flooding, such as sand dunes. Assume the government wants to protect the environment by preventing construction of homes on a specific sand dune near the ocean. If the government takes private property on the sand dune, either by condemning it or by imposing regulations that forbid any construction, should compensation include or exclude the increase in the value of the land caused by government flood insurance?

## F. Zoning and the Regulation of Development

Some goods, called *complements*, are better consumed together, such as hot dogs and sauerkraut, and other goods, called *substitutes*, are better consumed separately, such as ice cream and sauerkraut. A similar categorization may be made regarding the spatial separation of economic activities: it is best to locate restaurants



near offices, and it is best to separate smokestack industries from residences. There is, however, an important difference between culinary and spatial separation: no law prohibits eating ice cream with sauerkraut, but zoning ordinances in most localities *do* prohibit locating industry in residential neighborhoods.

It is the element of compulsion in the segregation of economic activities by zoning laws that we here seek to explain. It is possible to make a case for zoning as a response to an important kind of market failure. When demand for a good increases, the price rises, and producers respond by supplying more of it. The rise in price is a signal for producers to devote more resources to producing the good. This signal is usually appropriate in the sense that society is better off when resources are shifted to producing goods whose price is rising. There are, however, special circumstances in which the signals get crossed. In these special circumstances, it would be better for society if producers of a certain good responded to a rise in the price of that good by supplying *less* of it; but in a free market, they will respond to the rise in price by supplying more of it.

To illustrate by a historical example, suppose that in 1900 industry locates on the shore of an undeveloped bay in California. Locating industry on the shore gave easy access to boats. By 1960, however, the manufacturers were supplied by truck rather than by boat. Moreover, the harbor now has great aesthetic and recreational appeal. Given the change in circumstances, efficiency requires gradually relocating industry into the interior and constructing residences or recreational parks on the harbor.

To cause factories to move out and residences to move in, residential developers should bid up the price of harbor land relative to land in the interior. There is, however, an obstacle to the unregulated market's accomplishing this end. The problem is that no one wants to live next door to a factory, so that residential developers are unwilling to pay much for harbor land as long as industry is present. Instead of factories' moving away from the harbor, the opposite may happen: as industry expands, residences may be driven farther away from the water. If the relative price of land near the water falls as residents flee to the interior to escape industry, the unregulated market in this situation gives the wrong signals.<sup>65</sup>

## CONCLUSION

In Chapters 4 and 5 we developed an economic theory of property and applied it to a wide-ranging set of legal problems. Our theory views property as the institution that gives people freedom over resources; property law can encourage the efficient use of resources by creating rules that facilitate bargaining and exchange and that minimize the losses when bargaining fails. We organized our theoretical discussion of property rules around four questions that a system of property law must answer. In answering these questions, we revealed the economic logic underlying much of property law.

---

<sup>65</sup> The explanation for why the market gives the wrong signals in this situation is somewhat technical. Our website contains the explanation.



**SUGGESTED READINGS**

Cooter, Robert D., *Organization as Property: Economic Analysis of Property Law Applied to Privatization*, 2 J. LEGAL ECON. 77 (1992).

EPSTEIN, RICHARD A., TAKINGS: PRIVATE PROPERTY AND THE POWER OF EMINENT DOMAIN (1985).

FISCHEL, WILLIAM A., REGULATORY TAKINGS: LAW, ECONOMICS, AND POLITICS (1995).

GOLDSTEIN, PAUL, COPYRIGHT'S HIGHWAY: THE LAW AND LORE OF COPYRIGHT FROM GUTENBERG TO THE CELESTIAL JUKEBOX (1994).

JAFFE, ADAM B., & MANUEL TRAJTENBERG, PATENTS, CITATIONS, AND INNOVATIONS: A WINDOW ON THE KNOWLEDGE ECONOMY (2002).

LUBET, STEVEN, *Notes on the Bedouin Horse Trade or Why Doesn't the Market Clear, Daddy?*, 74 TEX. L. REV. 1039 (1996).

MICELI, THOMAS J., & KATHLEEN SEGERSON, COMPENSATION FOR REGULATORY TAKINGS: AN ECONOMIC ANALYSIS WITH APPLICATIONS (1996).

Rapaczynski, Andrzej, *The Roles of the State and the Market in Establishing Property Rights*, 10 J. ECON. PERSP. 87 (1996).



## Chapter 6

# AN ECONOMIC THEORY OF CONTRACT

*“[T]he movement of the progressive societies has hitherto been a movement from Status to Contract.”*

HENRY MAINE, ANCIENT LAW 170 (1861)

*“Whoever offers to another a bargain of any kind, proposes to do this: Give me that which I want, and you shall have this which you want, is the meaning of every such offer; and it is in this manner that we obtain from one another the far greater part of those good offices which we stand in need of. It is not from the benevolence of the butcher, the brewer, or the baker, that we expect our dinner, but from their regard to their own interest.”*

ADAM SMITH, THE WEALTH OF NATIONS 22  
(5th ed. 1789)

*“A promise invokes trust in my future actions, not merely in my present sincerity.”*

CHARLES FRIED, CONTRACT AS PROMISE 11 (1981)

**P**EOPLE CONTINUALLY MAKE promises: sales people promise happiness; lovers promise marriage; generals promise victory; and children promise to behave better. The law becomes involved when someone seeks to have a promise enforced. Here are some examples:

**Example 1:** The Rich Uncle. The rich uncle of a struggling college student learns at the graduation party that his nephew graduated with honors. Swept away by good feeling, the uncle promises the nephew a trip around the world. Later the uncle reneges on his promise. The student sues his uncle, asking the court to compel the uncle to pay for a trip around the world.

**Example 2:** The Rusty Chevy. One neighbor offers to sell a used car to another for \$1000. The buyer gives the money to the seller, and the



seller gives the car keys to the buyer. To her great surprise, the buyer discovers that the keys fit the rusting Chevrolet in the back yard, not the shiny Cadillac in the driveway. The seller is equally surprised to learn that the buyer expected the Cadillac. The buyer asks the court to order the seller to turn over the Cadillac.

**Example 3:** The Grasshopper Killer. A farmer, in response to a magazine advertisement for “a sure means to kill grasshoppers,” mails \$25 and receives in the mail two wooden blocks with the instructions, “Place grasshopper on Block A and smash with Block B.” The buyer asks the court to require the seller to return the \$25 and to pay \$500 in punitive damages.

Should the courts enforce the promises in these examples? A promise is enforceable if the courts offer a remedy to the victim of the broken promise. Traditionally, courts have been cautious about enforcing promises that are not given in exchange for something. In Example 1, the promise of a trip around the world is a gift to the nephew. The rich uncle does not receive anything in exchange, so, according to the traditional analysis, the courts should not enforce the uncle’s promise. In Example 2, money exchanges for a promise, but the seller thought that he gave a different promise than the buyer thought she received. Courts often refuse to enforce confused promises. In Example 2, the courts would probably require the seller to return the money and the buyer to return the car keys. Example 3 involves deception, not confusion. A “sure method to kill grasshoppers” means something more than what the seller delivered. The courts ordinarily offer a remedy to the victims of deceptive promises.

If an enforceable promise was broken, what should the remedy be? One remedy requires the promise-breaker to keep the promise. For example, if the court decided that the seller in Example 2 broke his promise, then the court might order the seller to deliver the Cadillac to the buyer. This kind of remedy is unavailable in Example 3 because the seller cannot exterminate grasshoppers as promised. Instead, the remedy in Example 3 must involve the payment of money damages as compensation for the failure to provide an effective grasshopper killer.

Our examples illustrate the two fundamental questions in contract law: “What promises should be enforced?” and “What should be the remedy for breaking enforceable promises?” Courts face these questions when deciding contract disputes and legislatures face these questions when making statutes to regulate contracts. A theory of contract law must guide courts, legislatures, and private parties (and their lawyers) who make contracts.

## I. BARGAIN THEORY: AN INTRODUCTION TO CONTRACTS

In the late 19<sup>th</sup> and early 20<sup>th</sup> centuries, Anglo-American courts and legal commentators developed the *bargain theory of contracts* to answer the two fundamental questions of contract law. The bargain theory held that the law should enforce promises given in a bargain. To implement this answer, theorists isolated and abstracted the minimal elements of a typical bargain. The minimal elements



of a bargain remain fundamental to the way lawyers think about contracts. We will explain the bargain theory in order to isolate the minimal elements of a bargain, and then use these elements as building blocks in an economic theory of contracts.

### A. What Promises Should Be Enforceable at Law?

“What promises should be enforceable at law?” The bargain theory has a clear answer to this question, which, following Professor Mel Eisenberg, we call *the bargain principle*: *a promise is legally enforceable if it is given as part of a bargain; otherwise, a promise is unenforceable*. The bargain theory makes enforcement hinge upon classifying promises as “bargains” or “nonbargains.” Consequently, the theory requires an exact specification of the necessary and sufficient conditions for the court to conclude that a bargain occurred.

Bargaining is a dialogue on value to agree on a price. The bargain theorists distinguished three elements in the dialogue: offer, acceptance, and consideration. “Offer” and “acceptance” have the same meaning in this theory as they do in ordinary speech: one party must make an offer (“I’ll take that rusty Chevy over there for \$1000”), and the other must accept it (“Done”). Sometimes business practices and social conventions prescribe the signals for making and accepting offers. For example, a buyer at an auction may signal an offer to buy by raising his or her hand, and the auctioneer may signal acceptance by shouting “Sold!” Sometimes contract law and statutes specify procedures for offer and acceptance. For example, most states require written contracts and registration for sales of land.

The “promisor” refers to the person who gives a promise, and the “promisee” refers to the person who receives a promise. In a bargain, the promisee induces the promisor to give the promise. The inducement may be money, as when the farmer pays \$25 for the promise of a device that kills grasshoppers. The inducement may be goods, as when an automobile dealer delivers a car in exchange for the promise of future payment. The inducement may be a service, as when a painter paints a house in exchange for the promise of future payment. Or the inducement may be another promise, as when a farmer promises to deliver wheat to a wholesaler in the fall, and the wholesaler promises to pay a certain price upon delivery. The forms of a bargain thus include money-for-a-promise, goods-for-a-promise, service-for-a-promise, and promise-for-a-promise.

Regardless of form, each bargain involves *reciprocal inducement*: the promisee gives something to induce the promisor to give the promise, and the promisor gives the promise as inducement to the promisee. Common law uses the technical term *consideration* to describe what the promisee gives the promisor to induce the promise. Thus, the farmer’s payment of \$25 is consideration for the promise to supply a device that kills grasshoppers. The delivery of a car, the painting of a house, or a promise to deliver crops may be consideration for a promise of future payment.

According to the bargain theory, the contract remains incomplete until the promisee gives something to the promisor to induce the promise. When completed, the contract becomes enforceable. In other words, *consideration makes the promise enforceable*. The bargain theory holds that promises secured by consideration are enforceable and promises lacking consideration are unenforceable.



Let us illustrate the bargain theory by applying it to the three examples at the beginning of this chapter. In Example 1, the nephew apparently did not give anything as inducement for his rich uncle's promise of a trip around the world. Apparently there was no consideration, so the promise is unenforceable. In general, the promise to give a pure gift, which is not induced by the promise of something in return, is not enforceable under the bargain theory.

In contrast, consideration was given in Example 2 in exchange for the promise to supply the used car. The question raised in Example 2 is whether there was offer and acceptance. The seller thought they were discussing the rusty Chevy and the buyer thought they were discussing the immaculate Cadillac. The seller offered to sell one good and the buyer agreed to buy another good. There was no "meeting of the minds." Without a meeting of the minds, there is no offer and no acceptance, just a failure to communicate.

In Example 3, the seller offered a sure method for killing grasshoppers in exchange for \$25, the buyer accepted the offer, and consideration took the form of the payment of \$25. Therefore, the promise is enforceable according to the bargain theory.

We conclude this section by relating bargains to fairness. Most people have beliefs about fair bargains. In a fair bargain, each party gives equivalent value. In the language of law, a contract is fair when the value of the promise is proportional to the value of the consideration. Conversely, in an unfair bargain, the value of the promise is disproportional to the value of the consideration. To illustrate an unfair bargain, the elder brother (Esau) in a famous Bible story promised to give his inheritance rights to a younger brother (Jacob) in exchange for a bowl of soup.

According to bargain theory, a court should enforce promises induced by consideration, regardless of whether the consideration was equivalent in value to the promise. It is enough for enforceability under the bargain theory that the promisor found the consideration adequate to induce the promise. Bargain theory holds that courts should determine whether a bargain occurred, not inquire into whether the bargain was fair. Consequently, the doctrine of consideration requires courts to enforce some unfair promises, such as exchanging one's inheritance for a bowl of soup.<sup>1</sup>

An alternative theory would limit courts to enforcing fair bargains. To apply such a theory, a court would have to ask whether the value of the promise was equivalent to the value of the consideration. People often disagree about the value of goods, and litigants often disguise values from courts. Determining whether equivalents were exchanged requires courts to obtain a lot of information. Supervising all bargains for fairness would burden the courts and inhibit commerce. Consequently, most people want the courts to enforce bargains, not to supervise them. Perhaps this fact explains why courts do not routinely examine bargains for

---

<sup>1</sup> If Esau were starving to death when he promised his inheritance for a bowl of soup, the contract might not be enforceable under the bargain doctrine because of an exception, discussed in the next chapter, called the "necessity defense."



fairness. However, some bargains are so one-sided that most people require little information to condemn them as unfair. Modern U.S. courts sometimes refuse to enforce extremely one-sided bargains. (See the discussion of “unconscionability” in the next chapter.)

In most English-speaking countries, traditional common-law doctrine requires “consideration” for a promise to be enforceable. (See accompanying box entitled “Humpty-Dumpty Jurisprudence.”) Instead of relying upon “consideration” to identify the essential element of an enforceable promise, however, the civil law tradition that prevails in continental Europe relies upon the equally mysterious idea of “cause.” Just as the bargain theory attempts to explain “consideration,” so various theories have been advanced to explain “cause,” such as the will theory. According to the will theory, a binding contract requires an intention by the parties to be bound. When each party intends the promise to bind, their wills meet, which creates the contract. The meeting of minds resembles Pareto efficiency, which we explain later.



### HUMPTY-DUMPTY JURISPRUDENCE: THE LIFE HISTORY OF THE WORD “CONSIDERATION”

*“When I use a word, it means just what I choose it to mean—neither more nor less.”*

—*Humpty-Dumpty* in LEWIS CARROLL, *Through the Looking-Glass*

In the bargain theory of contracts, “consideration” means something the promisee gives the promisor to induce the promise. According to the bargain theory, consideration makes the promise enforceable. Anglo-American courts accepted the bargain theory in the early years of the 20<sup>th</sup> century and adopted the legal principle that consideration makes a promise enforceable. Then, as the years passed, exceptions to the principle accumulated. Courts, however, are slow to discard the abstract principles that they adopt. Instead of renouncing the principle of consideration, the courts did something characteristic of them: they changed the meaning of “consideration.” Instead of meaning “something the promisee gives the promisor to induce the promise,” the word “consideration” as used by the courts came to mean “the thing that makes a promise enforceable.”

A tautology is a proposition that is true by definition of the words, such as “All husbands are married.” When the courts changed the meaning of “consideration,” they reduced the legal principle of consideration to a tautology. If “consideration” means “the thing that makes a promise enforceable,” then the principle “consideration makes a promise enforceable” has no bite. When reduced to a tautology, a legal principle merely draws our attention to the meaning of a word, rather than telling us something about the legal consequences of our actions. Having made the principle of consideration into a tautology, the courts could assert its truth without fear of being wrong. Hence, we have an example of Humpty-Dumpty jurisprudence.



**QUESTION 6.1:** People often change the form of a promise in an attempt to increase their certainty that courts will enforce it according to its terms. For example, suppose the rich uncle in Example 1 wanted to assure his nephew of the enforceability of the promise of a trip around the world. Courts are more certain to enforce bargain-promises than gift-promises. Tradition prescribes how to change the form of a promise from a gift to a bargain. According to tradition, the uncle would solemnly offer to give his nephew a trip around the world in exchange for a peppercorn and the nephew would solemnly give the uncle a peppercorn. More recently, people disguise a gift as a bargain by intoning the phrase “in consideration for which, I give you \$1.” Will this charade make the uncle’s promise enforceable under the bargain theory? Answer this question by using the doctrine that courts inquire into the presence of consideration but not its adequacy. Also answer this question using the doctrine that courts should refuse to enforce extremely unfair bargains.

## **B. What Should Be the Remedy for the Breach of Enforceable Promises?**

The bargain theory also had an answer to the second fundamental question of contract theory: “What should be the remedy for the breach of enforceable promises?” According to the bargain theory, the promisee is entitled to the “benefit of the bargain”—that is, to the benefit he or she would have obtained from performance of the promise. Computing compensation under this formula involves answering the counterfactual question “How well-off would the promisee have been if the promise had been kept?” The counterfactual question concerns the benefit that the promisee could reasonably expect from performance. Consequently, the damage measure under the bargain theory is called *expectation damages*.

Note the connection between the answers to the questions “What promises should be enforced?” and “What should be the remedy for breach of enforceable promises?” Promises should be enforced, according to the bargain theory, if they are part of a bargain, and the remedy for the breach of an enforceable promise is an award of the value expected of the bargain. The fact of a bargain establishes enforceability, and the expected value of a bargain measures damages.

Assume that the promises are enforceable in the three examples at the beginning of the chapter. What measures expectation damages? The student’s expectation damage in Example 1 equals the value to him of a trip around the world. The buyer’s expectation damage in Example 2 equals the difference in the value that she places on the rusty Chevy and the value that she places on the immaculate Cadillac. In Example 3, the farmer’s expectation damage equals the value of the crops destroyed by grasshoppers.

Counterfactual values are difficult to compute. The cost of a trip around the world, as in Example 1, depends on the route taken and whether the traveler goes first class or economy class. The value of a unique, old Cadillac, as in Example 2,



depends upon, among other things, the buyer's subjective preferences. The value of killing the grasshoppers in Example 3 depends upon the value of the crops that would have been harvested if they had not been destroyed by insects.

### C. A Criticism of the Bargain Theory

The answer that the bargain theory gives to the first question of contract law is clear. Unfortunately, as a description of what courts actually do (and what they ought to do), the answer is also wrong. Sometimes the person who makes a promise wants it enforced and so does the person who receives it. Contract law should enforce such a promise in order to help the people get what they want. However, the bargain theory denies enforcement when the promise did not arise from a bargain.

For example, assume that a buyer begins her search for a car by taking a new Chevrolet for a test drive. After the test drive, the buyer plans to continue her search by visiting other car dealers. The seller wants to induce the buyer to consider carefully the purchase of the new Chevrolet. Consequently, the seller promises to sell the new Chevrolet to the buyer for a stated price, provided that the buyer accepts within 1 week. In other words, the seller makes a "firm offer" and promises to "keep it open" for 1 week. The buyer does not want to waste her time by considering the offer carefully and then finding that the seller has reneged. Consequently, the buyer wants the promise to be enforceable. The seller knows that the buyer is more likely to consider the offer carefully if the promise is enforceable, so the seller wants the promise to be enforceable. Thus, both the promisor and the promisee want the promise to be enforceable. Despite the wishes of both parties, the bargain theory withholds enforcement of the promise because the buyer gave nothing to the seller in exchange for the seller's promise to keep the offer open ("no consideration").

As another example, assume that a prominent alumna promises to give Old Siwash University the funds to construct a new building. The university wants to begin construction immediately. The alumna also wants the university to begin construction immediately. To obtain cash for the donation, the alumna must liquidate assets, which will take some time. The university dare not begin construction without an enforceable promise. In this example, both parties want the promise to be enforceable, but the bargain theory withholds enforcement of this promise. The bargain theory withholds enforcement because the promise "lacks consideration." Gift-promises are not induced by the prospect of gain, so they always lack consideration.

In the two preceding examples, both parties to the promise want it to be enforceable, yet the bargain theory withholds enforcement. A legal theory that frustrates the desires of the people affected by the law can be called *dogmatic*. In contrast, a legal theory that satisfies the desires of the people affected by the law can be called *responsive*. In general, a responsive theory maximizes the well-being of people, whereas a dogmatic theory sacrifices the well-being of people in favor of other ends. Contemporary courts in America prefer to be responsive rather than dogmatic. Consequently, contemporary courts in America often enforce firm



offers and gift-promises.<sup>2</sup> As a result of such facts, the bargain theory is typically regarded as wrong.<sup>3</sup>

There is a second problem with the bargain theory—it calls for the routine enforceability of *any* bargain, just so long as it is a bargain and regardless of how outrageous the terms may be. As we saw earlier in this chapter, the farmer and the seller of a “sure means to kill grasshoppers” have, according to the bargain theory, a bargain. Therefore, it should be enforceable; there is no particular reason under the bargain theory to withhold enforcement. But enforcing this promise leaves a bad taste in one’s mouth. There is deception and trickery by the seller. And although one could argue that “buyers should beware,” the seller’s behavior here violates widespread community norms of fair dealing. Indeed, most modern courts would *not* enforce this contract, precisely because it is deceptive. (We discuss these matters of fairness and unfair advantage-taking in the following chapter.)

We have seen that the bargain theory of contract is not a particularly good theory of contracting. It is both overinclusive (in arguing for the enforceability of contracts that, on most other grounds, ought not to be enforced) and underinclusive (in not arguing for the enforceability of promises that both parties truly want enforced). Moreover, the theory does not describe what courts actually do. It does not, that is, accurately predict which promises are legally enforceable and which are not. We want a more general theory that describes what courts actually do and can explain which consensual agreements are likely to be enforced (and to what extent) in *any* legal system.

## II. AN ECONOMIC THEORY OF CONTRACT

We want to replace the bargain theory with a less dogmatic, more responsive theory of contracts. In the two preceding examples, enforceability of the contract apparently makes two people better off, as measured by their own desires, without making anyone worse off. Whenever a change in the law makes someone better off without making anyone worse off, “Pareto efficiency” requires changing the law. “Pareto-efficient law” is a technical name for responsive law. A theory of law based upon Pareto efficiency is responsive, not dogmatic.

In general, *economic efficiency requires enforcing a promise if the promisor and promisee both wanted enforceability when it was made*. We will develop this central idea in the economic theory of contracts to answer the first question of contract law, “What promises should be enforced?”

<sup>2</sup> The *Uniform Commercial Code* § 2–205 allows for certain, but not all, firm offers to be enforceable for a period not exceeding 3 months. (The *UCC* is described in a box at the beginning of Chapter 7.) American courts generally enforce gift-promises to the extent of reasonable reliance. Where the promisee is a nonprofit organization like a university, American courts sometimes enforce gift-promises to the full extent of the promise. We discuss the economics of gift promises on our website. See also Question 6.15.

<sup>3</sup> One famous commentator on the history of contract theory—GRANT GILMORE, *THE DEATH OF CONTRACT* (1974)—believed that the classical or bargain theory was dead almost as soon as it was born.



### A. Cooperation and Commitment

Many exchanges occur instantly and simultaneously, as when a shopper pays cash for goods in the grocery store. In a simultaneous, instantaneous exchange, there is little reason to promise anything. The making of promises, however, typically concerns *deferred exchanges*—that is, transactions that involve the passage of time for their completion. For example, one party pays now and the other promises to deliver goods later (“payment for a promise”); one party delivers goods now and the other promises to pay later (“goods for a promise”); or one party promises to deliver goods later, and the other promises to pay when the goods are delivered (“promise for a promise”).

The passage of time between the exchange of promises and their performance creates uncertainties and risks. Uncertainties and risks present obstacles to exchange and cooperation. To illustrate, consider deferred exchange when promises are *unenforceable*. The seller asks the buyer to pay now for future delivery of goods. This unenforceable promise involves a high risk that the seller will not deliver the goods as promised. A cautious buyer may refuse to pay now for an *unenforceable* promise to deliver goods in the future. The cautious buyer wants something stronger than a moral obligation of the seller to deliver the goods. In addition, the cautious buyer wants a legal obligation of the seller to deliver the goods. The cautious buyer may be willing to pay now for an *enforceable* promise to deliver goods in the future. Thus, the enforceability of promises encourages exchange and cooperation among people.

Notice that both parties in this example want the seller’s promise to be enforceable at the time it is made. The cautious buyer wants enforceability to provide an incentive for seller’s performance and a remedy for seller’s breach. The seller wants enforceability in order to induce the buyer to make the purchase. By enforcing the promise, the court can give both parties what they want. Giving them what they want promotes exchange and encourages cooperation by reducing uncertainty and risk.

To develop these insights, we describe a situation called the “agency game” that often arises in business. In this game, the first player decides whether to put a valuable asset under the control of the second player. The first player might be an investor in a corporation, a consumer advancing funds to purchase goods, a depositor at a bank, the buyer of an insurance policy, or a shipper of goods, to list some possibilities. If the first player puts the asset under the second player’s control, the second player decides whether to cooperate or appropriate. Cooperation is productive. Productivity could take the form of the profit from investment, the surplus from trade, or the interest from a loan. The parties divide the product of cooperation between them, so both of them benefit. Appropriation is redistributive. Redistribution benefits the second player at the expense of the first player.

We depict these alternatives in Figure 6.1 and attach numbers to them. The numbers indicate the difference in the wealth of the two players before playing the agency game and after playing it. The first player to move in Figure 6.1 decides whether to make an investment of 1. If no investment is made, the game ends, and the players receive nothing. If an investment is made, the second player decides



**FIGURE 6.1**  
**Agency game without contract.**

		Second player (agent or promisor)	
		Cooperate	Appropriate
First player (principal or promisee)	Invest	.5      .5	-1.0      1.0
	Don't invest	0      0	0      0

whether to cooperate or appropriate. Cooperation produces a total payoff of 1. The players divide the total payoff equally: the first player recovers the investment of 1 and also receives a payoff of .5, and the second player receives a payoff of .5. Thus, the two players benefit equally from playing the agency game. Alternatively, the second player can appropriate. Appropriation enables the second player to acquire the first player's investment, while producing nothing: the first player loses 1, and the second player gains 1.

Consider the best moves for each player to make in Figure 6.1. If the first player invests, then the second player receives more from appropriating than cooperating. Consequently, the second player's best move is to appropriate.<sup>4</sup> The first player may anticipate that the second player will appropriate. Consequently, the first player's best move is "don't invest." We have shown that the solution to the agency game in Figure 6.1 is "don't invest."

The payoffs to the agency game in Figure 6.1 assume that the parties cannot make an enforceable contract. The barrier to an enforceable contract might be dogmatic law or corrupt courts. Now consider how the payoff matrix changes if we assume responsive law and honest courts, so the parties can make an enforceable contract. We assume that the second player offers to cooperate in exchange for an investment by the first player, and the first player accepts the offer by investing. The first player's investment is consideration for the second player's promise. We assume that the law will hold the second player liable for compensatory damages in the event that the player breaks the promise and appropriates.

Figure 6.2 depicts the revised payoffs in the agency game when the first player offers to invest in exchange for an *enforceable* promise by the second player to cooperate. Consider the payoffs to the first player. If the first player invests and the second player performs, the first player recovers his or her investment and receives an additional payoff equal to .5. If the first player invests and the second player breaches, the first player receives compensatory damages. We assume that compensatory damages restore the first player's payoff to the level that he or she would have enjoyed if the second player had performed. If the second player had performed, the first player would have recovered the investment of

<sup>4</sup> Game theorists describe a move that is best against *any* possible move by the other side as a "dominant strategy." In Figure 6.1, the second player has a dominant strategy. The first player does not have a dominant strategy, but the first player has a best reply to the second player's dominant strategy.



**FIGURE 6.2**  
**Agency game with contract.**

		Second player	
		Perform	Breach
First player	Invest (contract)	.5      .5	-.5
	Don't invest (no contract)	0      0	0

1 and received a payoff of .5. Thus, the first player receives a net payoff of .5 from investing, regardless of what the second player does. Alternatively, the first player can receive a payoff of 0 from not investing. Faced with these two alternatives, investing is the first player's best move.

Assume that the first player invests and consider the payoffs to the second player. The second player receives a payoff of .5 from performing as promised (cooperating). In contrast, breaching the contract (appropriating) yields a payoff of 1 to the second player, from which the second player must pay compensation to the first player. As compensation, the first player must receive 1 that he or she invested and .5 that was expected in profits. Consequently, liability of 1.5 must be subtracted from the second player's payoff of 1, yielding a net payoff of  $-.5$  for breaching the contract. So, the best move for the second player is to cooperate.

Figure 6.1 shows that the first player does not invest when promises are *unenforceable*. Figure 6.2 shows that the first player invests and the second player cooperates when promises are enforceable. Thus, an enforceable contract converts a game with a noncooperative solution into a game with a cooperative solution. *The first purpose of contract law is to enable people to cooperate by converting games with noncooperative solutions into games with cooperative solutions.*

We have shown that the unique solution of the agency game with a contract is “invest” and “perform” (cooperate). So far we have discussed the best move for each player from that player's viewpoint. Now consider the sum of the payoffs to both players. The sum of the payoffs to both players is found by adding the two numbers in each cell in Figure 6.1 or Figure 6.2. Efficiency requires choosing the cell that maximizes the sum of the payoffs.<sup>5</sup> The numbers sum to 1 when the first player invests and the second player cooperates. Otherwise, the numbers sum to zero. Investing and cooperating are productive, whereas “don't invest” changes nothing and “appropriate” merely redistributes money from the first player to the second player. Given these facts, we could restate the preceding conclusion: *the first purpose of contract law is to enable people to convert games with inefficient solutions into games with efficient solutions.*

The language of game theory clarifies how enforceable contracts promote cooperation. In game theory, a *commitment* forecloses an opportunity. To illustrate

<sup>5</sup> To be precise, cost-benefit efficiency requires choosing the cell that maximizes the sum of the payoffs, and cost-benefit efficiency in this example corresponds to Pareto efficiency.



from a classical book on the art of war, the Chinese philosopher Sun Tzu writes, “When your army has crossed the border [into hostile territory], you should burn your boats and bridges, in order to make it clear to everybody that you have no hankering after home.”<sup>6</sup> Burning the bridges commits the army to attack by foreclosing the opportunity to retreat. Similarly, making a contract commits the second player in Figure 6.2 to cooperate. Commitment is achieved by foreclosing the opportunity to appropriate. The opportunity to appropriate is foreclosed by the high cost of liability for breach.

A commitment is *credible* when the other party observes the foreclosing of an opportunity. To illustrate, the army’s commitment to advance was credible insofar as the enemies observed the burning boats and bridges. Similarly, the second player makes a credible commitment to cooperate in Figure 6.2 provided that the first player knows the second player’s payoffs. If the first player knows the second player’s payoffs in Figure 6.2, the first player recognizes that cooperating is in the second player’s best interest.

The chef at the resort asks whether you would prefer a choice of chicken or beef for dinner, or a choice of chicken or beef or fish. Perhaps you think to yourself, “A wider choice cannot make me worse off, and it might make me better off.” This is true for many choices, but it is false for coordinating with others. In coordinating with others, you may need to commit *not* to make certain choices in order to induce the other party to rely on you. The circumstances for contracting involve the need to reduce choices to induce reliance.

We answered the first question of contract law—“What promises should be enforced?”—by asserting that a promise should be enforced if both parties wanted it to be enforceable when it was made. Both parties want a promise to be enforceable so that the promisor can credibly commit to performing. A credible commitment to performing enables the parties to cooperate, and cooperation is efficient.

To illustrate, recall the example of the rich uncle who promised his nephew a trip around the world. The rich uncle may need to liquidate some assets to obtain the money needed for his nephew’s trip. In the meantime, the nephew may need to prepare for the trip by making some purchases (plane tickets, luggage, snowshoes for the Arctic, and so on). The nephew is reluctant to use his own money to make the purchases unless the law will enforce his uncle’s promise. Consequently, the nephew wants the promise to be enforceable when it is made. The uncle wants the nephew to prepare for the trip. Consequently, the uncle also wants the promise to be enforceable when it is made. Enforceability of the promise enables the uncle to make a credible commitment to his nephew, and a credible commitment enables them to cooperate.

In the second example in the beginning of this chapter, the buyer thought that she was buying a shiny Cadillac, and the seller thought that he was selling a rusty Chevrolet. The buyer wanted a promise to be enforceable when made, and so did the seller, but the buyer and seller had different promises in mind. They mistakenly

<sup>6</sup> SUN TZU, THE ART OF WAR, section IX, part 3. This is the oldest written treatise on war, dating back to the 6<sup>th</sup> century B.C.E.



believed that both of them had the same promise in mind. In reality, cooperation between them could not produce a surplus. The case of the rusty Chevy illustrates the *absence* of an agreement to cooperate.

In the third example in the beginning of this chapter, the farmer sent \$25 for a promise to supply “a sure means to kill grasshoppers.” The seller knew that he made a deceptive offer. A deceptive offer provides no basis for cooperation. We have stated that economic efficiency requires enforcing a promise if the promisor and promisee both wanted enforceability when the promise was made. In the example of the grasshopper killer, the promisee wanted the promise to be enforceable and the promisor wanted the promise to be *unenforceable*. In this example, the law holds the promisor liable in order to discourage deceitful promises. Example 3 illustrates that efficiency sometimes requires enforcing a promise even though one of the parties did not want enforceability when the promise was made. We encounter more examples in the next chapter when we discuss asymmetrical information between promisor and promisee.

**QUESTION 6.2:** Explain why the economic theory of contracts would enforce the firm offer to sell a Chevrolet and the promise of a gift to Old Siwash University.

**QUESTION 6.3:** Explain why the numbers in Figure 6.2 indicate that the second player is liable for *expectation* damages in the event of breach.

**QUESTION 6.4:** In Figure 6.2, both parties desire enforceability of the second player’s promise when the promise is made, but when the time comes to perform, the promisor may not want enforceability. What do these facts say about the Pareto efficiency of enforcing the second player’s promise? (Hint: Distinguish between the Pareto efficiency of enforceability when the promise is made, which can be called *ex ante* Pareto efficiency, and the Pareto efficiency of actually enforcing the promise when the time comes to perform, which can be called *ex post* Pareto efficiency.)

**QUESTION 6.5:** As an exercise in legal vocabulary, let us modify the facts about the contract in Figure 6.2 and describe it differently. Assume that the first player offers to invest in exchange for the second player’s promise to cooperate, and the second player accepts by promising to cooperate. What is the “consideration” in this contract?

**QUESTION 6.6:** Figure 6.2 describes a game based upon a bargain. Construct a similar matrix to describe a game based upon a firm offer.

#### WEB NOTE 6.1

Our website describes some recent literature on liability for pre-contractual bargaining costs and the economics of gift promises.



## B. Information

An important part of fostering commitment and cooperation between contracting parties is the exchange of information between them. Before they form the contract, the parties have private knowledge about what they hope to get out of the relationship, the prices and other terms to which they would be willing to commit, the duration of the relationship that they anticipate, the aspects of the promise that really mean a great deal to them and the aspects that are not so important. In addition, one party may possess information about the potential agreement that the other party does not possess but values highly—for example, that the farmland they are about to sell and buy actually contains valuable mineral deposits.

These are situations of asymmetric information, and as we saw in Chapter 2, asymmetric information can cause problems for arm's-length transactions. Indeed, as we saw, the presence of asymmetric information can sometimes preclude otherwise mutually beneficial exchanges from taking place.

Contract law can help private parties deal with asymmetric information by crafting rules of formation and enforcement that guide the parties about which information they have an obligation to divulge and which information they can keep to themselves. As a result, *the second purpose of contract law is to encourage the efficient disclosure of information within the contractual relationship*. Later we will describe situations where contract law assigns liability to force one party to divulge private information to the other party. Thus, the law may prevent the victim of breach from recovering damages for extraordinary losses unless he disclosed these extraordinary risks when the contract was made. We elaborate in §F.2.b below and in Part II of Chapter 7.

## C. Performance

Now we turn to the second question of contract law, “What should be the remedy for breaking enforceable promises?” We will answer the second question by using the same analytical framework that we used to answer the first question. Think of the remedy as the “price” paid by the promisor for breaching the contract. The higher the price of breach, the stronger the promisor’s commitment to perform. *The third purpose of contract law is to secure optimal commitment to performing*. We will explain this proposition at length.

**1. Perfect Expectation Damages** The parties to a contract sometimes take a short-sighted view of their self-interest. For example, traveling carnivals and used-car salespersons deal sharply with customers. Similarly, homeowners and buyers often deal sharply with each other in real-estate transactions. In general, one-time transactions and large stakes cause sharp dealing. In one-time transactions with large stakes, the promisor may show little regard for the loss that breach imposes on the promisee. Indeed, the promisor’s concern with breach may not go beyond his or her liability. If liability is the promisor’s only concern about breach, he or she will perform when it costs less than the liability for breach and will breach



when performing costs more than the liability for breach. The following formula summarizes these facts:

*actual performance and breach by self-interested, short-sighted promisor*

[promisor's cost of performing > promisor's liability for breaching]  $\Rightarrow$  breach;  
[promisor's cost of performing < promisor's liability for breaching]  $\Rightarrow$  perform.

We have been discussing the promisor's actual commitment to perform. Now we turn from the actual to the ideal. Efficiency requires maximizing the sum of the payoffs to the promisor and promisee. Performing a promise benefits the promisee and costs the promisor. Thus, efficiency requires the promisor to perform when his or her costs are less than the promisee's benefits, and efficiency requires the promisor not to perform when the opposite is true. The following formula summarizes these facts:

*optimal performance and nonperformance*

[promisor's cost of performing > promisee's benefit from performing]  
 $\Rightarrow$  efficient to breach;  
[promisor's cost of performing < promisee's benefit from performing]  
 $\Rightarrow$  efficient to perform.

Comparing the two preceding formulas reveals the remedy that promotes efficient performance and breach. The promisor faces incentives to behave efficiently when actual performance aligns with efficient performance as indicated by the formulas. Comparing the formulas, we see that they are equivalent when the promisee's benefit from performance equals the promisor's liability for nonperformance. In other words, *the promisor has efficient incentives for performance and non-performance when the liability for breach equals the benefit foregone by the promisee.*

We can restate this proposition in several different ways. Notice that when the promisor's liability equals the benefit foregone by the promisee, the promisor internalizes the costs of breach. Consequently, *the promisor has efficient incentives to perform when liability internalizes the costs of breach.* This restatement draws attention to an implicit assumption in our discussion. The implicit assumption is that liability encompasses all the costs that the promisor's breach imposes upon others. The next chapter discusses some costs of breach that liability may not encompass.<sup>7</sup>

As mentioned above, the law frequently awards "expectation damages" as compensation for breach. *Perfect* expectation damages restore the promisee to the position that he or she would have enjoyed if the promise had been kept. In other words, perfect expectation damages equal the benefit foregone by the promisee as a result of breach. To illustrate, the first player in Figure 6.2 receives the same payoffs regardless of whether the second player performs or breaches, so Figure 6.2

<sup>7</sup> Liability typically excludes two significant costs: (1) the promisee's litigation costs, and (2) the costs of breach imposed upon third parties (i.e., people other than the promisor and promisee).



embodies the assumption that the victim of breach receives perfect expectation damages. Perfect expectation damages cause the promisor to internalize the costs of breach. Consequently, *perfect expectation damages create incentives for efficient performance and breach.*

The promise commits the promisor to perform. The higher the cost of liability, the stronger the commitment to perform created by the promise. When liability is set at the efficient level, the promisor will perform if performance is more efficient than breaching, and the promisor will breach if breaching is more efficient than performing. *Consequently, perfect expectation damages elicit efficient commitment from the promisor to perform.*

**2. Optimal Performance: An Example** To illustrate optimal commitment, we construct an example in which performing is sometimes more efficient than breaching, and not performing is sometimes more efficient than performing. Promising precedes performing. The gap in time may create uncertainties over the cost of performing. To illustrate, the second player in the game may not know whether urgent business will arise after giving the promise. If urgent business arises, the cost of performing will be high, perhaps because performing uses scarce resources required elsewhere. In these circumstances, the high cost of performing may exceed the benefit.

Alternatively, if the second player has no pressing business, the cost of performing may be low. The cost may be low because performing uses surplus resources not required elsewhere. In these circumstances, the benefit of performing may exceed its low cost. In general, variations in the opportunity cost of resources affect the cost of performing.

We modify Figure 6.2 to represent variations in the cost of performing. Figure 6.2 implicitly assumes that performing costs the second player zero. If the cost of performing equals zero, then the payoff from performing equals .5 for the first player and .5 for the second player, as in Figure 6.2. Now consider the possibility that the cost of performing equals 1.5. If the cost of performing equals 1.5, then the payoff of performing equals .5 for the first player and  $.5 - 1.5 = -1.0$  for the second player.

The payoffs are summarized in Figure 6.3 when cooperating sometimes costs the second player zero and sometimes costs 1.5. The first column indicates the payoffs when cooperation costs are zero. This column is identical to the first

**FIGURE 6.3**

**Agency game with contract and variable cooperation costs.**

		Second player		
		Perform (costs 0)	Perform (costs 1.5)	Breach
First player	Invest (contract)	.5	-1.0	-.5
	Don't invest (no contract)	0	0	0



column in Figure 6.2. The second column indicates payoffs when cooperation costs 1.5. The second column represents an addition to Figure 6.2. The third column indicates the payoffs from breach. The third column is identical to the second column of Figure 6.1. Like Figure 6.2, the payoffs in Figure 6.3 assume no enforceable contract between the parties.

In Figure 6.2, performing is always more efficient than breaching. In Figure 6.3, breaching is sometimes more efficient than performing. Efficiency requires the players to choose the actions that maximize the sum of the payoffs to the first player and the second player. The sum of the payoffs is found by adding the two numbers in each cell in Figure 6.3. When the cost of performing equals 1.5, the sum of the payoffs to cooperation equals  $.5 - 1.0 = -.5$ . Consequently, performing is inefficient. In contrast, not performing always yields the sum of payoffs equal to zero. When performing costs 1.5, it would be more efficient not to perform than to perform. Efficiency requires the second player to perform when it costs zero, whereas efficiency requires the second player not to perform when performing costs 1.5.

Now consider whether players act efficiently when pursuing their private advantage. Assume that the second player promises to cooperate and the promise is enforceable. Also assume that the first player receives perfect expectation damages if he or she invests and the second player breaches. Figure 6.3 illustrates the payoffs with an enforceable contract and perfect expectation damages for breach. The first player's payoff from investing equals .5, regardless of whether the second player performs or breaches. In contrast, the first player's payoff equals zero if he or she does not invest. Consequently, the best move for the first player is to invest.

Now consider the best strategy for the second player as depicted in Figure 6.3. If the cost of performing equals zero, performing yields a net payoff of .5 to the second player. If the cost of performing equals 1.5, performing yields a net payoff of  $-1.0$ . Now consider breach. If the second player breaches, his or her payoff is the same as indicated for breach in Figure 6.2, specifically  $-.5$ . Comparing the payoffs reveals that the best strategy for the second player who makes an enforceable promise is to perform when it costs zero and breach when it costs 1.5. We explained previously that efficiency requires the second player to perform when it costs zero and to breach when it costs 1.5. Thus, we have demonstrated that perfect expectation damages typically provide incentives for efficient performance and breach.

Expectation damages are the most common remedy for breach of contract in the United States. However, the actual remedy typically differs from the ideal remedy. In other words, expectation damages actually awarded by courts are typically imperfect. The imperfections are caused by practical difficulties, especially the difficulty that courts have in obtaining accurate information. For example, foregone profits may be difficult to estimate. Sometimes practical difficulties cause courts to abandon expectation damages and give alternative remedies, as we will explain in the next chapter.

Suppose the promisor and the promisee want the contract to specify the remedy for breach. Would they typically prefer the contract to specify perfect expectation damages, or would they typically prefer an alternative remedy? As explained,



perfect expectation damages induce efficient commitment to performance and breach. Efficient commitment maximizes the surplus from the contract, which the parties can divide between them. Consequently, both parties to a contract typically benefit from having perfect expectation damages as the remedy for breach, rather than having an alternative remedy. By awarding expectation damages, the courts typically give the parties the remedy that both of them preferred when making the contract.

In general, the best damage measure creates an efficient level of commitment to performance by the promisor, whereas the wrong damage measure creates an inefficient level of commitment. Damages below the best level cause the promisor to breach too often, which makes the promisee reluctant to make a contract. Damages above the best level require the promisor to perform when it is too costly, which makes the promisor reluctant to make a contract. We will demonstrate these facts in a formal model in the next chapter.

**QUESTION 6.7:** Assume that the high costs of performing cause the promisor to breach a contract and pay perfect expectation damages to the promisee. Would the promisee have preferred that the promisor perform?

**QUESTION 6.8:** Explain the gain in total payoffs from allowing the promisor to breach and pay expectation damages when performing is efficient.

## D. Reliance

We have explained that the enforceability of contracts enables the parties to cooperate, which typically involves two kinds of behavior. First, the promisor invests in performing. To illustrate, recall the rich uncle's promise to give his nephew a trip around the world. The uncle must prepare to perform either by liquidating some assets to obtain money for his nephew's trip or by foregoing another investment. Second, the promisee invests in reliance upon the promise. To illustrate using our example, the nephew must prepare for the trip by making some purchases needed for the journey. Perhaps the nephew will buy luggage, snowshoes, a pith helmet, and so on. Or consider the example of the farmer who mails money to purchase a "grasshopper killer." The farmer may expand his barn in anticipation of the need to store more crops. In general, the promisor invests in performing and the promisee invests in relying. Investment may take the form of money, time, effort, or foregone opportunities.

Reliance is a change in the promisee's position induced by the promise. The change in the promisee's position increases the value of performance to the promisee. For example, the trip around the world is more valuable to the nephew if he has purchased the items needed for the trip, and a "sure means to kill grasshoppers" is more valuable to the farmer if he has a larger barn to store the additional crops. However, the increase in the value of performance comes at a price. Reliance typically makes breach more costly to the promisee. For example, if the nephew relies on his uncle's promise by purchasing items needed for a trip around the world, and if the uncle breaks his promise, then the nephew will lose money



when he tries to resell the items that he bought for the trip. Similarly, the farmer will have expanded his barn unnecessarily if the “sure means to kill grasshoppers” fails. Think of reliance on a promise as a gamble that increases the gain from performance and the loss from breach. *The fourth purpose of contract law is to secure optimal reliance.*

**1. Optimal Reliance** How much reliance is optimal? The expected gain from additional reliance equals the increase in the value of performance to the promisee multiplied by the probability of performance. For example, assume the nephew responds to the uncle’s promise of a trip around the world by buying a pith helmet for the tropics. The expected gain to the nephew from buying that helmet might equal the probability that his uncle keeps his promise to give him the trip multiplied by the increase in the value he places on traveling to the tropics with a pith helmet. The expected loss from additional reliance equals the increase in the loss from breach to the promisee multiplied by the probability of nonperformance. For example, the expected loss to the nephew from buying a pith helmet equals the probability that his uncle breaches his promise multiplied by the loss when he resells the pith helmet. Efficiency requires more reliance if the expected gain exceeds the expected loss.

$$\left( \begin{array}{c} \text{probability of} \\ \text{promisor's performing} \end{array} \right) \times \left( \begin{array}{c} \text{increase in the value} \\ \text{of performance caused} \\ \text{by additional reliance} \end{array} \right) \geq \left( \begin{array}{c} \text{cost of} \\ \text{additional} \\ \text{reliance} \end{array} \right)$$

$\Rightarrow$  (efficient to rely more).

Conversely, efficiency requires less reliance if the expected loss exceeds the expected gain.

**2. Optimal Reliance: An Example** We return to the agency game to provide a numerical example of optimal reliance. As before, we first describe the payoffs without an enforceable contract, and subsequently we show the change caused by an enforceable contract. Figure 6.4 depicts the payoffs for reliance without an enforceable contract. Assume that the second player promises to perform if the first player will invest. The first player invests and, after investing, the first player subsequently relies. The first player can choose between low reliance and high reliance. The first row of Figure 6.4 depicts the payoffs, given low reliance by the

**FIGURE 6.4**

**Agency game with variable reliance and no enforceable contract.**

		Second player	
		Perform	Breach
First player	Invest & low reliance	.5	1.0
	Invest & high reliance	.5	1.0
		.6	−2.0



first player. The second row of Figure 6.4 depicts the payoffs, given high reliance by the first player.

As before, performance costs the second player zero or 1.5. The second player performs when doing so costs zero and breaches when performing costs 1.5. The northwest cell of Figure 6.4 depicts the payoffs given low reliance by the first player and performance by the second player. The northeast cell of Figure 6.5 depicts the payoffs given low reliance by the first player and breach by the second player.

If the first player relies at the high level, he or she invests an additional 1.0. This investment increases the value of performance to the first player from .5 to .6, as indicated in the southwest cell of Figure 6.4. However, the first player loses the investment in reliance if the second player breaches. Consequently, the first player's payoff from breach falls to  $-2.0$ , as indicated by the southeast cell in Figure 6.4.

Efficiency requires maximizing the payoffs to both players. The payoff to both players equals the sum of the two numbers in each cell of Figure 6.4. If the second player were certain to perform, then efficiency would require high reliance by the first player. If the second player were likely to breach, then efficiency would require low reliance by the second player. Optimal reliance is high when performance is certain, and optimal reliance is low when performance is uncertain.

As the probability of performance increases, a "tipping point" is reached where optimal reliance changes from low to high. Let us calculate the tipping point. Let  $p$  denote the probability of performance. The expected net payoff from low reliance equals

$$\begin{array}{ll} p(.5 + .5) & + \quad (1 - p)(-1.0 + 1.0) \\ \text{expected joint} & \text{expected joint} \\ \text{gain from} & \text{loss from breach} \\ \text{performance} & \end{array}$$

The expected net payoff from high reliance equals

$$\begin{array}{ll} p(.6 + .5) & + \quad (1 - p)(-2.0 + 1.0) \\ \text{expected joint} & \text{expected joint} \\ \text{gain from} & \text{loss from breach} \\ \text{performance} & \end{array}$$

**FIGURE 6.5**

**Agency game with variable reliance, enforceable contract, and simple expectation damages.**

		Second player	
		Cooperate	Breach
First player	Invest & low reliance	.5	-.5
	Invest & high reliance	.5	-1.6



The tipping point, denoted  $p^*$ , is the value of  $p$  where the expected net payoff from high reliance equals the expected net payoff from low reliance.

$$p^*(.5 + .5) + (1 - p^*)(-1.0 + 1.0) = p^*(.6 + .5) + (1 - p^*)(-2.0 + 1.0) \\ \Rightarrow p^* = .91.$$

Thus, high reliance is optimal if the probability of performance exceeds 91 percent, whereas low reliance is optimal if the probability of breach exceeds 9 percent.

**3. Legal Incentives for Reliance** Having already explained how contract law induces optimal commitment to perform, we now explain how contract law induces optimal reliance. (The next chapter contains a more detailed explanation.) To appreciate the problem of reliance, consider why simple expectation damages for breach of contract can cause excessive reliance. The simple remedy sets damages equal to the promisee's expected gain from performance, given the promisee's *actual* level of reliance, regardless of whether it is high or low. In effect, simple expectation damages remove all the risk from reliance, so the promisee always relies to the full extent, even when efficiency requires restraining reliance.

To illustrate this problem, we modify Figure 6.4, which depicts the payoffs without an enforceable contract, to produce Figure 6.5, which depicts the payoffs to the parties with an enforceable contract and simple expectation damages. To understand Figure 6.5, first consider low reliance, which implies that the first player invests 1 and expects to get back 1.5, for a net gain of .5. If the second player breaches, then the second player must return 1 and also pay an additional .5, as indicated in the first row of numbers in Figure 6.5. Next consider high reliance, which implies that the first player invests 1 and relies 1, and the first player expects to recover 2 and also gain an additional .6. If the second player breaches, then simple expectation damages require the second player to return 1 and also pay an additional 1.6, as indicated in the second row of numbers in Figure 6.5.

In Figure 6.5, the first player receives a payoff of .5 from low reliance and a payoff of .6 from high reliance. Simple reliance damages thus create an incentive to rely at the high level regardless of the probability of breach. We already demonstrated that when the probability of breach exceeds .09, optimal reliance is low. Thus, whenever the probability of breach exceeds .09 in this example, the remedy of simple expectation damages provides incentives for overreliance.

A more sophisticated measure of expectation damages can overcome this incentive problem. Instead of taking actual reliance as the baseline for expectation damages, the sophisticated measure takes optimal reliance as the baseline. Sophisticated expectation damages equal the gain the promisee would have obtained from performance given optimal reliance.

Figure 6.6, which assumes that the probability of breach exceeds .09 and hence low reliance is optimal, illustrates sophisticated expectation damages. If the first player relies at the low level and the second player breaches, then the second player must return the investment of 1 and also pay an additional .5, as indicated in the first row of numbers in Figure 6.6. Under the sophisticated damage remedy, the obligations of the second player remain unchanged even if the first player relies at the high level. If the first player relies at the high level, the first player



FIGURE 6.6

**Agency game with variable reliance, enforceable contract, and perfect expectation damages.**

		Second player	
		Cooperate	Breach
First player	Invest & low reliance	.5	-.5
	Invest & high reliance	.5	-.5
		.6	-.5

invests 1 and relies 1. If the second player breaches, the first player thus loses 2. Under the sophisticated remedy, however, the first player receives compensation of 1.5. As a result, high reliance and breach results in a net loss of .5 to the first player, as indicated in the second row of numbers in Figure 6.6.

In Figure 6.6 the first player receives a payoff of .5 from low reliance. For high reliance, the first player receives a payoff of .6 for performance and a loss of .5 for breach. Thus, if breach is likely, the first player has an incentive for low reliance, and if performance is likely, the first player has an incentive for high reliance. It is not hard to show that the first player maximizes his expected payoff by shifting from low reliance to high reliance as the probability of breach falls below .09. Thus, sophisticated expectation damages create incentives for optimal reliance.

As defined earlier, *perfect* expectation damages restore the promisee to the position that he would have enjoyed if the promise had been kept. That position depends upon the extent of the promisee's reliance. For the sake of economic efficiency, the promisee's reliance should be optimal. We incorporate this fact into our definition of perfect expectation damages. By definition, *perfect* expectation damages equal the damages needed to restore the promisee who relied optimally to the position that he would have enjoyed if the promise had been kept.

Overreliance causes excessive harm from breach. The law can discourage overreliance by limiting recoverable damages. If courts award perfect expectation damages as defined here, the victims of breach receive no compensation for overreliance. Because the ideal law compensates the victim of breach only for actual losses up to a maximum equal to the loss from optimal reliance, the victim must bear any additional losses caused by overreliance. Consequently, the promisee has a strong incentive to avoid overrelying.

Various legal doctrines define *overreliance*. An important doctrine in common law concerns foreseeability. Reliance by the promisee is *foreseeable* by the promisor if it equals the amount that the promisor could reasonably expect under the circumstances. Reliance by the promisee is *unforeseeable* if it exceeds the amount that the promisor could reasonably expect under the circumstances. Anglo-American law defines overreliance as unforeseeable, and, consequently, noncompensable.<sup>8</sup>

<sup>8</sup> See the discussion of *Hadley v. Baxendale* in the next chapter.



To illustrate the definition of overreliance as unforeseeable reliance, assume that a telegraph company fails to transmit a telegram containing a “sell” order by a stockbroker. With so much at stake, the stockbroker should have relied less on this telegram. For example, the stockbroker should have asked the recipient to immediately acknowledge receipt of the telegram. The telegraph company could not foresee the stockbroker’s failure to take reasonable precautions. Consequently, the telegraph company could not foresee several million dollars in losses from failing to transmit this one telegram.

As another example, suppose that the nephew prepares for his world tour by buying a white silk suit for the tropics and a matching diamond belt buckle. When his uncle refuses to pay for the world tour, the nephew resells the silk suit and the matching diamond belt buckle at a loss. The nephew subsequently sues his uncle for the difference between the purchase price and the resale price. The court might find that the uncle should have foreseen that his promise would cause his nephew to purchase a silk suit for the tropics. The court might also find that the uncle could not foresee that his promise would cause his nephew to buy a diamond belt buckle. The court might make the uncle compensate the nephew for the difference between the purchase price and the resale price of the silk suit, whereas the court might make the nephew bear the loss from reselling the diamond belt buckle.<sup>9</sup>

**QUESTION 6.9:** Explain why compensating the victim of breach for expectation damages causes efficient performance and breach, whereas compensating the victim of breach for excessive reliance may cause inefficient performance and breach.

**QUESTION 6.10:** Suppose that the stockbroker told the telegraph company that failure to transmit the telegram could cause millions of dollars in losses. This is called “giving notice.” Are the actual losses now foreseeable by the telegraph company? (The next chapter discusses how “giving notice” affects liability for breach in common law.)

## E. Default Rules and Transaction Costs

Contracts often involve risks. To illustrate, suppose that the McGuire family signs a contract with the Wabash Construction Company to build a house. Floor plan, construction materials, style of carpets, landscaping, compliance with zoning codes—all of this and more is specified, as well as the price to be paid and the date for completing the house. Now imagine some of the things that can go wrong. A strike by the suppliers of hardwood flooring could delay the whole project. War in a remote country may cause the cost of copper pipe to soar. Zoning officials in the local government might reject the landscaping plans. A suit by an injured employee might bankrupt Wabash. Mr. McGuire might die, in which case the rest of the family might no longer want the house. The McGuires might go bankrupt, in which case they could no longer afford the house.

<sup>9</sup> In American law, gift promises are usually enforceable to the extent of reasonable reliance.



The contract allocates some of these risks explicitly. For example, the contract may stipulate that the completion date will be deferred in the event of a crippling strike. On the other hand, the contract may remain silent about many risks. For example, the contract may say nothing about who bears the risk that zoning officials reject the landscaping plans. Real contracts suffer from gaps. When a contract remains silent about a risk, the contract has a “gap.”

Gaps may be inadvertent. To illustrate, assume that a contract says nothing about the possibility that a hijacking closes an airport and prevents the seller from delivering goods on time. The parties may leave this gap in the contract inadvertently because they do not foresee the possibility of a hijacking. Alternatively, gaps may be deliberate. Thus, a contract may say nothing about the possibility that a wildcat strike prevents the manufacturer from producing the promised goods. The parties may leave this gap in the contract deliberately because they believe that the possibility of a wildcat strike is remote. Remote risks do not justify the cost of negotiating and drafting terms to allocate them or a deliberate gap may be left in a contract for psychological reasons, as when a couple promises to marry and remains silent about divorce.

**1. Rational Gaps** Let us consider the calculations that might lead the parties to leave gaps deliberately in contracts. Return to our example of a crippling strike that could delay construction of the McGuires’ house by the Wabash Construction Company. Negotiating the allocation of this risk imposes transaction costs with certainty when the contract is made. Alternatively, the McGuires and Wabash could leave a gap in their contract and wait to see whether the strike occurs. Leaving a gap in the contract will require the parties to allocate a loss *if* it materializes.

“*Ex ante* risks” refer to the risk of future losses faced by the parties when they negotiate a contract. “*Ex post* losses” refer to losses that actually materialize after making the contract. In general, the parties to a contract must choose between allocating *ex ante* risks and allocating *ex post* losses.

Consider the difference in transaction costs between allocating risks and losses. If the parties negotiate explicit terms to allocate risks, they will bear transaction costs for certain. If they leave a gap, they will bear transaction costs with positive probability. The *expected* transaction cost of a gap in the contract equals the probability that the loss materializes multiplied by the cost of allocating it. The parties expect to save transaction costs by leaving gaps in contracts whenever the actual cost of negotiating explicit terms exceeds the expected cost of filling a gap. The following rule summarizes these facts:

*minimizing transaction costs of contracts*

$$\begin{aligned} \text{cost of allocating a risk} &> \text{cost of allocating a loss} \\ &\quad \times \text{probability of a loss} \Rightarrow \text{leave gap,} \\ \text{cost of allocating a risk} &< \text{cost of allocating a loss} \\ &\quad \times \text{probability of a loss} \Rightarrow \text{fill gap.} \end{aligned}$$

Parties typically reach agreement on allocating a risk more easily than a loss. To see why, return to our example of the risk that a crippling strike will delay



construction of the McGuires' house. Negotiating an explicit term in the construction contract to allocate this risk may cost \$25. Given an explicit term in the contract, the parties can easily allocate the resulting losses if a crippling strike materializes. Alternatively, the parties can leave a gap in the contract. Given a gap in the contract, the parties will have disagreements and difficulties allocating the losses caused by a crippling strike. Assume that the transaction cost of allocating such losses after they materialize equals \$500. The higher cost of allocating losses rather than risks must be discounted by the probability that the loss never materializes. Assume that the probability of a crippling strike equals .04. Thus, the expected transaction cost of leaving a gap in the contract equals \$20.<sup>10</sup> In this example, the parties save \$5 in expected transaction costs by leaving a gap in the contract.

**2. Gap-Filling by Courts** Courts need rules to fill gaps in contracts. A theory of contracts should provide guidance to the courts (and through their decisions to private parties and their lawyers) by answering the question "How should courts fill gaps in contracts?" Our answer is another example of the Normative Coase Theorem, whereby law seeks to induce efficient behavior by lowering transaction costs.<sup>11</sup>

Courts sometimes fill contractual gaps by "imputing" a term to the contract, which means acting as if the parties had negotiated a term that they did not actually negotiate. For example, courts may impute a term excusing nondelivery of certain goods during a war. Alternatively, courts may enforce only the explicit terms in the contract. For example, courts may hold the seller liable for nondelivery of certain goods during war on the ground that the contract does not name war as an excuse for nonperformance.

Sometimes explicit terms in a contract conflict with the terms that the law would have supplied to fill a gap. To illustrate, consider the contract between the construction company and the McGuires. Assume that the contract explicitly states that the completion date for construction will be extended by the number of days of a crippling strike. If the contract said nothing about crippling strikes, the court would probably hold Wabash responsible for construction delays caused by crippling strikes. Thus, an explicit term in the contract conflicts with the term that the law would supply to fill a gap.

When legal obligations conflict, the law must decide which one prevails. Faced with the conflict in this example, the court will probably extend the construction deadline by the length of the strike, rather than holding Wabash liable for

<sup>10</sup>  $\$500 \times .04 = \$20$ .

<sup>11</sup> The literature distinguishes between "default rules" and "mandatory rules." A "default rule" is a rule that is in force but that the parties themselves are free to alter by mutual consent. For example, the law might create a default rule that assigns a particular obligation to the taller of the two contractual parties. By contrast, a "mandatory" rule is one that is in force and cannot be altered by the parties; the rule cannot be waived by one of the parties. For example, contract law contains a mandatory rule against entering into a valid contract with a minor child. We prefer to use the term "regulation" to refer to what the literature frequently refers to as "mandatory rules."



the delay. Explicit terms in a contract usually prevail over the terms that the court would supply to fill a gap. When explicit terms prevail over implicit terms, the implicit terms fill gaps by *default*, which means “in the absence of explicit terms to the contrary.” Gap-filling terms in contract law are mostly “default terms.”

We already explained that replacing inefficient contract terms with efficient terms creates a surplus. Similarly, replacing *inefficient default* terms with *efficient default* terms creates a surplus. It is easy to see why. We already explained that the parties to a contract can often save transaction costs by leaving gaps in it. When they leave a gap, the court fills it with a default term. Efficient default terms maximize the surplus to the parties, whereas inefficient default terms reduce the surplus. In general, *both parties to a contract can benefit when lawmakers replace inefficient default terms with efficient default terms.*

To illustrate, recall our example in which the McGuires and Wabash can negotiate the allocation of the risk of a crippling strike at a cost of \$25, or they can leave a gap in the contract, which causes expected transaction costs of \$20. In this example, leaving a gap in the contract saves the parties \$5 in expected transaction costs. However, transaction costs are not the only relevant costs. In addition, the parties must consider the cost of bearing the risk of a crippling strike. Assume that Wabash can bear the risk of a crippling strike at a cost of \$60, whereas the McGuires can bear the risk at a cost of \$20. Thus, an efficient allocation of the risk of a crippling strike saves \$40 relative to an inefficient allocation.

Compare the consequences of an efficient default rule and an inefficient default rule. An efficient default rule allocates the risk of a crippling strike to the McGuires. If the actual default rule is the efficient default rule, then the parties can leave a gap in the contract and save \$5 in transaction costs. In general, efficient default rules enable the parties to minimize the transaction costs of negotiating contracts by leaving gaps in them.

Alternatively, an *inefficient* rule allocates the risk of a crippling strike to Wabash. An *inefficient* default rule presents Wabash and the McGuires with a trade-off. Given the *inefficient* default rule, leaving a gap in the contract will waste \$40 in the cost of risk-bearing. Alternatively, the two parties can negotiate an efficient allocation of risk. Replacing the inefficient default term with an efficient explicit term will save them \$40 in the cost of risk-bearing. However, negotiating a term to fill the gap will cost them an additional \$5 in expected transaction costs. In general, inefficient default rules impose a trade-off between transaction costs and risk-bearing.

Both parties prefer that the contract has efficient terms rather than inefficient terms. Similarly, both parties prefer efficient default terms rather than inefficient default terms. When law supplies default terms preferred by both parties, they can omit these terms from the contract. By omitting these terms from the contract, the parties can focus their negotiations on other terms. The fewer the terms requiring negotiation, the cheaper the contracting process. Thus, the law can save money for contracting parties by supplying efficient default terms to fill gaps in contracts. *The fifth purpose of contract law is to minimize transaction costs of negotiating contracts by supplying efficient default terms and regulations.* (We will discuss regulation of contract in §F below and in Part II of the next chapter.)



**3. Hypothetical Bargains** Economic analysis offers a simple rule for courts to follow in order to supply efficient default terms for a contract. Consider the terms the parties would have reached if they had filled the gaps by negotiation. *Impute the terms to the contract that the parties would have agreed to if they had bargained over all the relevant risk.* To illustrate, suppose that the contract between the McGuires and Wabash remains silent about the risk that the price of copper pipe will soar. According to the preceding principle, the court should allocate the risk as the parties would have done if they had negotiated with each other. Because this rule seeks to impute a gap-filling allocation that the vast majority of contracting parties would prefer, such rules are called “majoritarian” default terms. Note that these terms are not mandatory: the parties may contract around them.<sup>12</sup>

The actual bargain consists in the terms negotiated by the parties. The hypothetical bargain consists in the terms the parties would have reached if they had filled the gaps in the contract by negotiation. The preceding principle requires courts to fill gaps in contracts according to the hypothetical bargain. When courts fill gaps by imputing terms of the hypothetical bargain, the parties receive their preferred contract from the court. Further negotiations between the parties cannot improve upon the allocation of risk by the courts. Consequently, the parties can minimize transaction costs by leaving gaps or filling them, whichever is cheaper.

Implementing the principle of the hypothetical bargain has two aspects. In developing a model of bargaining in Chapter 4, we concluded that agreements reached under zero transaction costs exhaust the surplus from cooperation, as required for efficiency. First, the court in structuring a hypothetical bargain must establish the most efficient form of cooperation. In Chapter 4 we also noted that an equal division of the surplus is reasonable. Second, the court must divide the surplus that cooperation would have achieved. In other words, *the court should respond to gaps in the contract by allocating obligations efficiently and adjusting the price reasonably.*

We illustrate this principle using several variations of our example. Assume that when the McGuires and Wabash sign the contract, Wabash *knows* that the cost of copper pipe in the house may soar by \$2000 with probability .5. The increase in costs expected by Wabash is  $\$2000 \times .5 = \$1000$ . Furthermore, assume that Wabash can hedge against this risk for \$400. By hedging, Wabash would avoid an expected cost of \$1000 at a cost of \$400, which yields a surplus of \$600.<sup>13</sup> In contrast, assume that the McGuires could *not* foresee changes in the price of copper or hedge against them. Consequently, efficiency requires Wabash, not the McGuires, to hedge.

Unfortunately, Wabash does not hedge and the price of copper soars. Wabash completes constructing the house and sends the McGuires a bill for an additional \$2000. The McGuires refuse to pay, and Wabash sues them. The actual contract is silent about the risk of soaring copper prices.

<sup>12</sup> See David Charny, *Hypothetical Bargains: The Normative Structure of Contract Interpretation*, 89 MICH. L. REV. 1815 (1991).

<sup>13</sup>  $\$2000 \times .5 - \$400 = \$600$ .



Consider how the court could resolve the case by imputing the hypothetical contract that the parties would have reached under zero transaction costs. Creating the hypothetical contract involves two steps. First, the court must establish who could bear the risk of soaring copper prices at least cost. In this example, Wabash is the *more efficient risk-bearer*. Consequently, the court concludes that the ideal contract would allocate the risk of soaring copper prices to Wabash, as required for efficiency.

Second, the court must consider adjusting the price of the contract to reflect the efficient allocation of risk. Constructing houses generally involves many risks that builders routinely foresee and assume as an unstated part of the contract, including the risk of price increases for construction materials. Because Wabash foresaw the risk, Wabash ought to have negotiated a price that included compensation for bearing the risk. Any failure to negotiate such a price is Wabash's fault. The court will conclude that Wabash was responsible for seeing that the contract price *already* included compensation for bearing the risk of soaring copper prices, so the McGuires owe Wabash zero damages.

In general, imputing terms to a contract involves a detailed inquiry into the customs of the trade and the information known to the parties. When the efficient risk-bearer *actually* foresaw the risk, or *ought* to have foreseen the risk, the court should presume that the negotiated price included compensation for bearing the risk. Whether Wabash actually foresaw the risk in this case is a question of fact, and whether Wabash ought to have foreseen the risk is a question of good business practices.

Sometimes, however, neither party to a contract foresees a risk and neither party ought to have foreseen it. To illustrate, assume that subterranean politics in the copper worker's union in a distant country cause a strike that inflates the price of copper. Neither Wabash nor the McGuires ought to foresee such an obscure event. In these circumstances, the law must allocate an unforeseen loss between blameless parties.

Once again, the law can take the ideal contract as a guide. The ideal contract allocates the risk of unforeseeable losses to the more efficient risk-bearer. In this example, Wabash can respond to unforeseeable changes in the price of building materials and minimize the damage. Wabash is apparently the more efficient risk bearer because, perhaps, they have much more experience with risk than have the McGuires. So, the court might find that Wabash must bear this risk. However, the court might also find that the actual contract price did not reflect the risk that Wabash bears. Consequently, the court might adjust the price to reasonably reflect the risk.<sup>14</sup>

Consider another variation on this example. Promisors often perform late. Sometimes contracts stipulate damages for later performance, such as \$100 per day.

<sup>14</sup> Assume that if Wabash had foreseen the risk, it would have charged an extra \$700 to bear it. Thus, the ideal contract would have allocated the risk of losing \$2000 to Wabash at a price of \$700 to the McGuires. Following the ideal contract, the court will enter a judgment of \$700 in favor of Wabash and against the McGuires. The McGuires lose \$700. Wabash gains \$700 from the court and loses \$2000 in additional costs of copper pipe, for a net loss equal to \$1300. Thus, the \$2000 loss has been divided between the parties as if the actual contract were ideal.



However, many contracts remain silent about late performance. When the contract remains silent, the court must determine damages for late performance. To illustrate, assume that Wabash promises to complete the house for occupancy by the McGuires on September 1 but inclement weather in July imposes unavoidable delays. Wabash could continue at the planned pace and finish on October 1, or it could accelerate work during August and complete the construction on September 1 as promised. Accelerating the work in August costs an additional \$2000. The McGuires rent a house for \$1000 per month during the construction of the new house. The contract is silent about damages for late performance. Wabash decides to proceed at the usual pace, completes construction on October 1, and offers to pay the McGuires \$1000 in damages to cover rental costs, plus an addition \$500 for settling the dispute.

Unknown to Wabash, the McGuires invited their relatives to a reunion on September 15. The new house would have accommodated the relatives. Instead of accommodating their relatives in the new house, the McGuires spent \$1500 on hotel bills. The McGuires ask the court to award compensation of \$2500 for rent and the relatives' hotel bills.

How would the ideal contract allocate the risk of late performance? As explained, accelerated work would save \$2500 at a cost of \$2000, thus creating a net *benefit* of \$500. Wabash did not know this. Instead, Wabash believed that accelerated work would save \$1500 at a cost of \$2000, thus creating a net *cost* of \$500. In order to behave efficiently, Wabash needed to know about the unusual losses from delay. The McGuires failed to provide the information to Wabash. Efficient contracts typically allocate losses caused by someone's fault to the party at fault. In this case, the fault of the McGuires caused losses of \$500. The efficient default contract would apparently hold Wabash liable for damages of \$1500, and the McGuires would bear the additional losses of \$1000.

This example illustrates overreliance by the McGuires. Wabash reasonably expected a low level of reliance by the McGuires. In fact, the McGuires relied at a high level. Furthermore, the McGuires failed to give notice of their high level of reliance to Wabash. Consequently, the McGuires must bear the increase in the cost of breach caused by overreliance. This prescription corresponds to an important rule of common law. The rule holds that the promisor must bear the usual costs of breach ("reasonably expected costs of breach"), whereas the promisee must bear the unusual costs of breach ("unforeseeable costs of breach"), unless the promisee notified the promisor about the unusual costs of breach.<sup>15</sup>

**QUESTION 6.11:** "Default rules save transaction costs in direct proportion to their efficiency." Explain this proposition.

**QUESTION 6.12:** Suppose that Wabash completes the house one month later than promised. Inclement weather, which was no one's fault, caused the tardiness. Explain how the court might compute efficient damages.

<sup>15</sup>This is the rule from *Hadley v. Baxendale*, 9 EXCH. 341 (1854).



**QUESTION 6.13:** Some gaps in contracts are the fault of one of the parties. To illustrate, assume that one party to a contract has private information about a significant risk. Efficiency may require the party with private information to initiate negotiations to allocate risk. Failing to initiate negotiations leaves a gap in the contract. If the risk materializes, the courts may allocate liability for the loss to the party with private information. In this case, liability can be regarded as a penalty for fault. Consequently, such allocations of liability are called *penalty default rules*.<sup>16</sup> The preceding section discusses an example in which the McGuires failed to disclose their unforeseeable reliance on Wabash's promise to complete construction of the house by September 1. Explain why the common law legal rule applied to this case can be regarded as a penalty default rule.

**QUESTION 6.14:** Doctors who form a partnership may say nothing in the partnership agreement concerning its future dissolution. The parties may deliberately avoid discussing dissolution for fear of breeding distrust. Provide some other examples of gaps left in contracts for strategic reasons.

## F. Perfect Contracts and Market Failures

We have discussed enforcing terms that are not explicitly in a contract (default terms). Now we discuss not enforcing terms that are explicitly in a contract. Besides gaps, real contracts sometimes contain explicit terms that seem inappropriate to events as they actually unfold. Sometimes the court sets aside the explicit terms of a contract. For example, the court may disregard the terms of a contract by which a consumer waives the right to recover for injuries caused by a defective product. Sometimes the court supplies terms to replace the contract's explicit terms. For example, when a child below the age of legal competence signs a contract, the court may replace the actual terms with its own, new terms or void the contract.

When the law disregards or changes the terms in a contract, we say that law *regulates* the contract. Unlike default rules, regulations are mandatory rules. Regulating contracts resembles regulating markets. In both cases, the state deflects a private transaction from its course. Furthermore, the economic rationale for regulating contracts resembles the economic rationale for regulating markets. The economic rationale for regulating markets begins with a description of a perfectly competitive market, which requires no regulation. Next, the theory describes the ways that actual markets depart from this ideal, or the forms of *market failure*. We will adapt this approach to contracts.

<sup>16</sup> See Ian Ayres & Robert Gertner, *Filling Gaps in Incomplete Contracts: An Economic Theory of Default Rules*, 99 YALE L. J. 87 (1989). Ayres and Gertner give, as an example of a penalty default, the provision in the *Uniform Commercial Code* that voids a contract for the sale of goods in which the parties fail to specify a *quantity* term. Contrast this provision with the one that has a court impute a *reasonable* price term in contracts for the sale of goods in which the parties fail to specify a price term. Explain this difference.



To develop the theory of market failures, imagine that the parties to a deferred transaction draft a *perfect contract*. A perfect contract is *complete*. Every contingency is anticipated; the associated risk is efficiently allocated between the parties; all relevant information has been communicated; nothing can go wrong. A perfect contract is also *efficient*. Each resource is allocated to the party who values it the most; each risk is allocated to the party who can bear it at least cost; and the terms of the contract exhaust the possibilities for mutual gain by cooperation between the parties.

If the parties have negotiated a perfect contract, then the contract has no gaps, so the parties do not need the court to supply default terms. If the parties have negotiated a perfect contract, then the contract has no failures, so the parties do not need the court to regulate its terms. We conclude that the parties to a perfect contract need the state to enforce their agreement according to its terms, but nothing more is required of the state.

Under what circumstances will parties negotiate a perfect contract? The circumstances are already familiar to you from our discussion of the Coase Theorem in Chapter 4. According to the Coase Theorem, rational parties will craft a perfect contract when transaction costs are zero. When transaction costs are zero, the contract will be complete, because negotiating additional terms costs nothing. When transaction costs are zero, the contract will be efficient, because each right is allocated to the party who values it the most, and each risk is allocated to the party who can bear it at least cost. Given a perfect contract, state regulation that discards or modifies its terms will create inefficiencies. In general, regulation of contract terms negotiated by rational people under zero transaction costs causes inefficiency.

Conversely, contracts are imperfect when the parties are irrational or transaction costs are positive. We will add some more detail to this proposition by developing the theory of market failures. We will then use that theory to classify the regulations of contract according to the market failure that they ideally correct.

**1. Individual Rationality** In our review of microeconomics in Chapter 2, we identified three assumptions about rational choice by individuals. First, a rational decision-maker can rank outcomes in order from least preferred to most preferred. In order to rank outcomes, decision-makers must have stable preferences. If the promisor's preferences are sufficiently unstable or disorderly, then he or she is legally *incompetent* and cannot conclude an enforceable contract. For example, children and the insane are legally incompetent.

Second, the rational decision-makers' opportunities are moderately constrained so that they can achieve some, but not all, of their objectives. Dire constraints destroy freedom of action. Two major contract doctrines excuse promise-breaking on the ground that the promisor faced dire constraints: *duress* and *necessity*. If the beneficiary of the promise extracted it by threats, then promise-breaking is excused by reason of duress. For example, in a famous movie the "godfather" of a criminal syndicate makes contract offers that "cannot be refused" because the victim signs the contract with a gun held to his head. No court would enforce such a contract.



Similarly, if a promise is extracted from a desperate promisor, the court may excuse nonperformance on the ground of *necessity*. For example, suppose a surgeon runs out of gas on a lonely desert road where she might perish. A passerby offers to sell her five liters of gas for \$50,000. Even if the surgeon accepts the offer, the court will not enforce her promise to pay. The court will not enforce the promise because it was given out of *necessity*.

Notice that *duress* and *necessity* both apply when the promisor is in dire circumstances, but the cause is different. The cause of necessity is usually the promisor's bad judgment, bad luck, or a third person. For example, the surgeon may have run out of gas in the desert because she did not check the gas gauge, a hidden defect caused the gas gauge to fail, or her enemy secretly punctured the gas tank. In contrast, the cause of duress is usually the promisee. For example, the godfather held the gun to the promisor's head. Thus, duress can be regarded as necessity caused by the promisee.

In these examples, the dire constraint *preceded* the promise. Sometimes a dire constraint *follows* the promise. A dire constraint that follows a promise can prevent the promisor from performing. For example, a surgeon may promise to operate and then break her hand before the scheduled operation. If a promise is made in good faith and fate intervenes to make performance impossible, then promise-breaking may be excused by reason of *impossibility*. For example, a manufacturer may be excused from fulfilling his contracts because his factory burned down. In general, the impossibility doctrine applies to unlikely events that prevent performance. In the next chapter we discuss the optimal allocation of the risk of such events.

### WEB NOTE 6.2



There has been a great deal of interesting and important recent scholarly literature on deviations from individual rationality. See our website for a discussion of some of that literature as it applies to the theory of contracts.

**2. Transaction Costs** Now we turn from rationality to transaction costs. Making a contract involves searching for partners, negotiating terms, drafting the contract, and enforcing it. Searching takes effort; negotiating takes time; drafting takes expertise; and enforcing takes perseverance. In many contracts, these transaction costs are small relative to the surplus from cooperation. In other cases, however, these transaction costs are large relative to the surplus from cooperation. Indeed, sometimes these transaction costs are large enough relative to the surplus to preclude cooperation. We will distinguish three kinds of obstacles to efficiency that arise when transaction costs obstruct bargaining.

*a. Spillovers* Sometimes transaction costs prevent people from participating in negotiations that affect them. To illustrate, if an electric utility generates power by a dirty process, such as burning soft coal, then the production of power may affect others adversely. Alternatively, if the utility generates power by a clean process,



such as burning natural gas, then the production will not directly affect third parties. Thus, a contract to supply electricity may have third-party effects, depending upon whether the electricity is generated by a clean process or a dirty process.

We have already discussed such spillovers under the name *externalities*. External costs cause the individual's self-interest to diverge from social efficiency. The divergence from social efficiency creates scope for corrective legal action. Although contracts often have external effects, the legal remedy seldom involves *contract* law. In most cases, the plaintiff in a suit for breach of contract must be the person to whom the promise was made (the promisee) or the person to whom the promisee's rights were transferred (the transferee).<sup>17</sup> A third party is, by definition, not the promisee or transferee. Third parties who allege that a contract harmed them cannot find relief in contract law except under special circumstances.<sup>18</sup> Contract law proceeds on the assumption that other branches of law will protect third parties. Instead of suing for relief under contract law, third parties must usually seek relief under the law of torts, property, crimes, or regulations. For example, a contract to purchase goods from a polluting manufacturer causes more pollution, but the victims of pollution cannot sue under contract law. Instead, the victims must sue under nuisance law or under an environmental regulation.

Sometimes contract law protects third parties by refusing to enforce a contract between the first and second party. The courts may refuse to enforce such a contract when it *derogates public policy*. An example is the promise of a victim of a crime to reward a policeman for solving it. A policeman's job is to catch criminals, and allowing victims to pay rewards for this service might distort its police efforts. Rewards would make the police focus on crimes whose solution recovers valuable assets that victims will pay to get back, such as stolen cars. The police would neglect crimes where deterrence is urgently needed and the victim has nothing economic to recover, such as rape.

Some important kinds of business contracts are unenforceable for reasons of public policy. Companies often wish to make contracts not to compete with each other. Agreements not to compete enable cartels to exploit buyers by charging monopoly prices. Courts in England and America were reluctant to enforce 19<sup>th</sup>-century contracts to create cartels. Such contracts derogated public policy that fostered competition. Subsequent antitrust statutes outlawed cartels in the United States and the nations of Western Europe. For example, contracts to create a cartel are void in Europe by the law of the European Union (European Union Treaty, Section 85, paragraph 2).

<sup>17</sup> Thus, an heir can usually sue for breach of promise made to the deceased. Similarly, when one firm takes over another, the acquiring firm can usually sue for breach of a promise made to the acquired firm by other parties.

<sup>18</sup> Contracts often create relationships out of which duties arise to third parties. For example, the director of a corporation has a fiduciary duty to stockholders that prevents him or her from entering certain kinds of contracts. Sometimes it is unclear whether duties that arise out of contractual relationships should be classed as contractual duties. Furthermore, many countries in Europe impose strict liability for consumer accidents on the basis of implied warranties, whereas the Anglo-American tradition achieves the same result through tort law.



Similarly, courts are reluctant to enforce contracts that “tie the hands” of parties involved in negotiations. To illustrate, assume that Company *A* offers to pay its workers \$10 per hour, and the union demands \$15 per hour. The union threatens to strike Company *A* and stay on strike until Company *A* concedes. To make the threat credible, the union signs a contract with Company *B* promising to work for \$1 per hour for Company *B* if the union ever agrees to work for Company *A* for less than \$15 per hour. The purpose of the contract with Company *B* is to raise the union’s cost of conceding to Company *A*. Raising the cost of conceding to Company *A* precludes the union from making concessions to Company *A*.

U.S. law imposes a statutory obligation upon the union to “bargain in good faith” with Company *A*. Because the union’s contract with Company *B* obstructs bargaining with Company *A*, the contract between the union and Company *B* “derogates a statutory duty” that the union owes to Company *A*. Thus, the contract between the union and Company *B* is unenforceable.

These are examples where the law will not enforce a contract whose performance is illegal or derogates public policy. Many examples of the opposite also exist—cases where the law *will* enforce a contract whose performance is illegal or derogates public policy. By “enforce” we mean “provide a remedy for breach.” Thus, a married man may be liable for inducing a woman to rely on his promise of marriage, even though the law prohibits him from marrying without first obtaining a divorce. A company that fails to supply a good as promised may be liable even though selling a good with the promised design violates a government safety regulation. Similarly, a company that fails to supply a good as promised may be liable even though producing the good is impossible without violating an environmental regulation.

Economic analysis suggests when the law should enforce or not enforce a contract whose performance violates law or public policy. Liability should rest with the party who knew, or had reason to know, that performance is illegal or derogates public policy. Liability should rest with the informed party because he knew that he should not make the contract. Specifically, the promisor should be liable if (i) the promisor knew, or had reason to know, that the promise was illegal or derogated public policy, and (ii) the promisee did not know this fact or did not have reason to know it. Conversely, the promisor should *not* be liable if (i) the promisor did not know, or did not have reason to know, that the promise was illegal or derogated public policy, and (ii) the promisee knew this fact or had reason to know it.

*b. Asymmetric Information* Sometimes one or more of the parties to a contract lacks essential information about it. The lack of information can have several causes. Sometimes people lie or withhold information in order to gain an advantage in bargaining. Sometimes people fail to transmit information to save communication costs. When facts are transmitted, the recipient may not comprehend them.

In general, ignorance is rational when the cost of acquiring information exceeds the expected benefit from being informed. To illustrate, many rational people throw away the finely printed warning on medicine without reading it.



One might argue that this is rational because regulations, tort law, and the manufacturer's desire to maintain a good name make the likelihood of harm from taking the medicine very low. Conversely, ignorance is irrational when the expected benefit from being informed exceeds the cost of acquiring information. To illustrate, some people refuse to write a will or purchase life insurance because they do not want to contemplate death.

We have discussed some causes of uninformed contracts. Now we discuss several doctrines in contract law that excuse promise-breaking on the ground that the promise resulted from bad information: *fraud*, *failure to disclose*, *frustration of purpose*, and *mutual mistake*.

If the beneficiary of the promise extracted it by lies, then breaking the promise is excused by reason of *fraud*. For example, the seller of the "sure method to kill grasshoppers" defrauded the farmer. Fraud violates the negative duty not to misinform the other party to a contract. Besides this negative duty, parties sometimes have the positive duty to disclose information. In the civil law tradition, your contract may be void because you did not supply the information that you should have. Civil law calls this doctrine *culpa in contrahendo*. In most sales contracts, a seller must warn the buyer about hidden dangers associated with the use of the product, even though this information may cause the buyer not to buy it. For example, the manufacturer of a drug must warn the user about side effects. In these circumstances, common law finds a duty to disclose.

Sometimes disguised defects lower the value of a good without making it dangerous or unfit for use. Common law apparently contains no general duty to disclose such disguised defects.<sup>19</sup> For example, common law does not require a used-car dealer to disclose the faults in a car offered for sale (only a duty not to lie about those faults). The law is different for new goods, such as new cars, as opposed to used goods, such as used cars. For new goods, U.S. law imputes a "warranty of fitness."<sup>20</sup> An "implied warranty" is a guarantee that the court reads into the contract, even though the actual contract did not explicitly contain such a guarantee. According to the implied warranty of fitness, the seller of a new good promises that it is fit to use for its intended purposes. For example, the seller of a new car breaches this warranty and must return the purchase price if a fault in the car's design prevents its use for transportation. However, the implied warranty of fitness does not apply to using a car as a golf cart or a boat.

If people make contracts premised upon misinformation that they gathered for themselves, then there is no legal principle releasing them from their contractual duties. For example, a stock trader who promises to supply 100 shares of Exxon in 6 months at a predetermined price cannot escape his obligation just because the price of the stock rose when he expected it to fall.

Most of the preceding examples concern contracts in which one party was misinformed and the other party was well-informed. Another possibility is that *both* parties premise the contract upon the same misinformation. This is the basis

<sup>19</sup> We say "apparently" because the law is not perfectly clear on this point.

<sup>20</sup> See UCC §§2-314 and 2-315.



of a legal excuse for breaking a promise known as *frustration of purpose*. English law provides some famous examples known as the Coronation Cases. In the early years of the 20<sup>th</sup> century, rooms in buildings situated along certain London streets were rented in advance for the day on which the new king's coronation parade would pass by. However, the heir to the throne became ill, and the coronation was postponed. Postponing the parade made the rental agreement worthless to the renter. Some owners of the rented rooms tried to collect the rent anyway. The courts refused to enforce the contracts on the ground that the change in circumstances frustrated the purpose of the contracts.

Yet another possibility is that both parties premise the contract upon different misinformation. If promises are exchanged on the basis of contradictory, but reasonable, conceptions of what is promised, then the contract is said to rest upon what is called a *mutual mistake*. To illustrate using our Example 2, the seller genuinely believed that he was negotiating to sell his rusty Chevrolet in the back yard, and the buyer genuinely believed that she was negotiating to purchase the immaculate Cadillac in the driveway. Like frustration of purpose, mutual mistake justifies the court's setting the contract aside. In our example, the court might order the buyer to return the car keys, and the seller to return the money.

*c. Monopoly* Competitive markets contain enough buyers and sellers that each person has many alternative trading partners. In contrast, oligopoly limits the available trading partners to a small number, and monopoly limits the available trading partners to a single seller. When trading partners are limited, bargains can be very one-sided, in the sense that one side takes advantage of the other. Under the bargain theory, the courts enforce bargained promises and do not ask if the terms are fair. Consequently, the common law historically contains weak protection against exploitation by monopolies. Most protections against monopolies were supplied by statutes, not by common law.

One of the few historical examples of common law protection against monopoly is the doctrine of necessity, which we discussed above. In recent years, however, a new common law doctrine has evolved that allows judges to scrutinize the substantive terms of contracts. When a contract seems so unfair that its enforcement would violate the conscience of the judge, it may be set aside according to the doctrine of *unconscionability*. For example, assume a consumer signs a contract allowing a furniture seller to repossess all the furniture in her house if she misses one monthly payment on a single item of furniture. The court may find the repossession term "unconscionable" and refuse to enforce it. We discuss this elusive doctrine in the next chapter. The civil law tradition contains a concept—"lesion"—similar to unconscionability. "Lesion" refers to a contract that is too unequal to have legal force.

It is worth mentioning here, before the more detailed treatment of this issue in the following chapter, that in contract law unconscionability tends to be invoked in circumstances that do not exactly correspond to the traditional economic definition of one seller, with entry barriers preventing others from competing. Rather, the circumstances in which unconscionable terms tend to be imposed or elicited are those that might be characterized as "situational monopolies." These are



special instances in which an unusual set of circumstances have created a situation that, for the people involved and for the time period in which they find themselves, is, for all intents and purposes, a monopoly. We saw such a circumstance in Chapter 5 in the famous case of *Ploof v. Putnam*. Recall that Mr. Ploof and his family were sailing on a large lake when a storm came up very suddenly, putting them in extreme danger. They made for a pier on a nearby island, but when they tried to tie up to the pier to ride out the storm, Putnam's servant cast them off. In those particular circumstances Putnam was a monopolist with respect to Ploof's receiving a safe harbor from the storm. We shall see additional examples of situational monopolies in the following chapter.

Table 6.1 summarizes the connection between rationality, transaction costs, and the regulation of promises by contract law. To help you appreciate Table 6.1, we will summarize its use. Given low transaction costs, rational people will make contracts that approach perfection. A perfect contract has no gaps for courts to fill or inefficiencies for regulations to correct. If a contract approaches perfection, the court should simply enforce its terms. As transaction costs increase, however, people leave gaps in contracts. Courts should fill the gaps with efficient default terms. Transaction costs can also cause externalities, misinformation, or situational monopolies. Serious imperfections can cause markets to fail and create a need to regulate contracts. *The farther the facts depart from the ideal of perfect rationality and zero transaction costs, the stronger the case for judges' regulating the terms of the contract by law.* Table 6.1 associates the leading doctrines for regulating contracts with the market failure that they attempt to correct.

Contract law may be seen, in our economic theory, as a method of providing a template of default rules and regulations that guide private parties to achieve the five purposes that we outlined so far and in Table 6.2. (We deal with a sixth purpose in the next section.) Like contracts, the officials who regulate them are imperfect. The officials who regulate contracts need information and motivation to correct market failures. In reality, courts have limited information and some judges lack motivation. Contract law should take the imperfection of officials into

**Table 6.1**  
**Rationality, Transaction Costs, and Regulatory Doctrines of Contract Law**

ASSUMPTION	IF VIOLATED, CONTRACT DOCTRINE
<b>A. Individual Rationality</b>	
1. stable, well-ordered preferences	1. incompetency; incapacity
2. constrained choice	2. coercion; duress; necessity; impossibility
<b>B. Transaction Costs</b>	
1. spillovers	1. unenforceability of contracts derogating public policy or statutory duty
2. information	2. fraud; failure to disclose; frustration of purpose; mutual mistake
3. monopoly	3. necessity; unconscionability or lesion



**Table 6.2**  
**Economic Theory of Contract Law: Six Purposes**

1. To enable people to cooperate by converting games with noncooperative solutions into games with cooperative solutions.
2. To encourage the efficient disclosure of information within the contractual relationship.
3. To secure optimal commitment to performing.
4. To secure optimal reliance.
5. To minimize transaction costs of negotiating contracts by supplying efficient default terms and regulations.
6. To foster enduring relationships, which solve the problem of cooperation with less reliance on the courts to enforce contracts.

account by discouraging them from exceeding their own limitations in attempting to correct imperfect contracts.

**QUESTION 6.15:** The bargain theory of contract denies enforceability to promises to give a gift, but Anglo-American courts frequently enforce promises to give a gift under the doctrine of *detrimental reliance*.<sup>21</sup> A court might enforce a promise to give a gift if the promisee relied to his or her detriment—for example, by incurring a debt or foregoing some valuable opportunity—on the promisor’s fulfilling the promise. The law-and-economics literature recognizes that the enforceability of a promise to give a gift may increase the well-being of both the donor and of the donee. Still, some law-and-economics scholars are reluctant to make gift promises generally enforceable because of three problems: (1) evidentiary (*i.e.*, determining whether a gift promise was really made and whether the donor truly meant to be held to it or was masquerading);

<sup>21</sup> The original *Restatement of Contracts*, when issued in 1932, generally embraced the bargain theory in §75. However, in §90 the *Restatement* established enforceability of gift promises upon which a reasonable person had detrimentally relied without consideration. §90 is entitled “Promise Reasonably Inducing Definite and Substantial Action” and reads as follows:

“A promise which the promisor should reasonably expect to induce action or forbearance of a definite and substantial character on the part of the promisee and which does induce such action or forbearance is binding if injustice can be avoided only by enforcement of the promise.”

This principle is generally referred to as “promissory estoppel,” although that phrase does not appear in §90. That section of the *Restatement* is used mainly in commercial, rather than gift, settings. For instance, it might be invoked to enforce a subcontractor’s bid upon which a contractor has relied. For recent attempts to reexamine the enforceability of gift promises, see Richard A. Posner, *Gratuitous Promises in Economics and Law*, 6 J. LEGAL STUD. 411 (1977); Melvin A. Eisenberg, *Donative Promises*, 47 U. CHI. L. REV. 1 (1979); Charles Goetz & Robert Scott, *Enforcing Promises: An Examination of the Basis of Contract*, 89 YALE L. J. 1261 (1980); Steven A. Shavell, *An Economic Analysis of Altruism and Deferred Gifts*, 20 J. LEGAL STUD. 401 (1991); and Andrew Kull, *Reconsidering Gratuitous Promises*, 21 J. LEGAL STUD. 39 (1992).



(2) cautionary (i.e., most gift promises should not be made because the benefits from completion are small); and (3) channeling (i.e., most gift promises are made impulsively so that nonenforceability protects potential donors from their impulsive acts). Discuss each of these problems in terms of the categories of contract failure in Table 6.1.

## G. Relational Contracts: The Economics of the Long-Run

Contracts often create relationships and relationships create legal duties that are not part of the contract. For example, when a customer opens a checking account with a U.S. bank, she signs a contract called a “depository agreement,” which creates a “fiduciary relationship.” This relationship imposes many duties upon the bank that are not stated in the depository agreement. As another illustration, a “franchisee” (local investor) may sign a contract with the “franchisor” (parent corporation) to operate a local fast-food restaurant. The franchise relationship creates many legal duties that the contract does not mention.

Business relationships often endure for years. Conditions change over the life of the relationship. The parties must respond to changing conditions as they pursue their own interests through the relationship. Accommodating the changes requires flexible understandings, not rigid rules. Consequently, formal rules do not tightly control human relationships, whether in business or personal life.

The parties to long-run relations often rely upon informal devices, rather than enforceable rules, to secure cooperation. Thus, an overbearing partner may be brought back into line by a warning rather than a lawsuit. Or a businessman who oversteps the ethical boundaries of his profession may be chastened by gossip and ostracism.<sup>22</sup> These informal devices usually operate within enduring relationships. Economists have studied how enduring relationships, as opposed to enforceable contracts, affect behavior.<sup>23</sup> We will explain some of the central conclusions by using our example of the agency game.

**1. Repeated Game** In the agency game, the first player invests by placing some funds under the control of the second player. Economists call the first player who risks funds the “principal.” For example, the depositor is the principal in a fiduciary relationship with a bank, and the franchisee is the principal in a franchise relationship with a fast-food corporation. Economists call the second player, who controls the principal’s funds, the “agent.” For example, the bank is the agent in the fiduciary relationship, and the franchisor is the agent in the franchise relationship. The economic model of the “principal-agent relationship” applies to many

<sup>22</sup> The role of reputation in inducing compliance with contracts is analyzed by Benjamin Klein & Keith Leffler, *The Role of Market Forces in Assuring Contractual Performance*, 89 J. POL. ECON. 615 (1981).

<sup>23</sup> Among lawyers, a leading representative of this school is Ian Macneil, and among economists, leading representatives are Oliver Williamson, Ben Klein, and Victor Goldberg. See also the classic study by Stewart Macaulay, *Non-Contractual Relations in Business: A Preliminary Study*, 28 AM. SOC. REV. 55 (1963).



legal relationships, including the fiduciary relationship and the franchisor-franchisee relationship.

To depict cooperation in an enduring relationship, assume that the agency game in Figure 6.1 is repeated indefinitely, thus transforming a “one-shot game” into a “repeated game.” In any round of the repeated game in which the principal (first player) invests, the agent (second player) enjoys an immediate advantage from appropriating. However, the principal can retaliate in subsequent rounds of the game to punish the agent.

Figure 6.7 illustrates an effective strategy for the principal to deter appropriation by retaliating against it. Assume that the agent appropriates in round  $n$  of the game. The agent receives a payoff of 1 in round  $n$ . However, the principal retaliates by not investing in round  $n + 1$  and in  $n + 2$ . The agent receives a payoff of zero in rounds  $n + 1$  and  $n + 2$ . Thus, the strategy of appropriation yields a total payoff to the agent equal to 1 in rounds  $n$  through  $n + 2$ . These facts are summarized in the first row of Figure 6.7.

Alternatively, assume that the agent could follow the strategy of cooperating in each round of the game. When the agent cooperates, the principal responds by investing. The agent’s payoffs in rounds  $n$ ,  $n + 1$ , and  $n + 2$  thus equal .5, .5, and .5. The strategy of cooperating yields a total payoff to the agent equal to 1.5 in rounds  $n$  through  $n + 2$ .<sup>24</sup> These facts are summarized in the second row of Figure 6.7.

Figure 6.7 shows that the agent’s payoff in rounds  $n$  through  $n + 2$  is higher from cooperating than appropriating. This will be true for any three rounds of the game, provided that the principal continues playing the same strategy. For example, the total payoff to the agent who appropriates in rounds  $n + 3$  through  $n + 5$  equals 1, whereas the total payoff for cooperating equals 1.5. The agent benefits in the long run from cooperating rather than appropriating. The principal’s strategy of retaliation can teach this lesson to the agent. If the agent follows the strategy of appropriating in round  $n$ , he or she will probably learn a lesson by receiving zero payoff in rounds  $n + 1$  and  $n + 2$ . After learning the lesson, the agent will probably switch to the strategy of cooperating in round  $n + 3$ .

**FIGURE 6.7**

**Payoffs to second player (agent) when first player (principal) plays tit for tat.**

	round	$n-1$	$n$	$n+1$	$n+2$	$n+3$	$n+4$	$n+5$	$n+6$
Strategy of second player	appropriate	...	1	0	0	1	0	0	...
	cooperate	...	.5	.5	.5	.5	.5	.5	...

<sup>24</sup>Figure 6.7 assumes no discounting for time. Strictly speaking, payoffs should be discounted by the time of receipt. Let  $r$  denote the discount rate. Thus, the second player’s total payoff is higher from cooperating in round  $n$  rather than appropriating, provided the following inequality is satisfied:

$$.5 + .5/(1 + r) + .5/(1 + r)^2 > 1.$$



We have described a strategy in which the principal repays the agent's cooperation by investing, and the principal retaliates against the agent's appropriation by not investing. Rewarding cooperation and punishing appropriation has been called "tit for tat."<sup>25</sup> When the principal plays the strategy of tit for tat, the agent maximizes payoff by cooperating. What about the principal? Does he or she maximize payoff by playing tit for tat? Experimental evidence indicates that tit for tat comes very close to maximizing the principal's payoff in a variety of circumstances, and these empirical findings are generally supported by theory.<sup>26</sup>

Thus, the strategy of tit for tat is an efficient equilibrium to a repeated agency game.<sup>27</sup>

Let us summarize our theoretical conclusions. Figure 6.1 describes a problem of cooperation: the principal will not invest unless the agent has an incentive to cooperate. Figure 6.2 depicts a legal solution to the problem. The legal solution is to make an enforceable contract. An enforceable contract solves the problem by increasing the cost of appropriation to the agent. An enforceable contract presupposes an effective state to enforce contract and property law. In contrast, Figure 6.7 depicts a nonlegal solution to the problem. The nonlegal solution is to form an enduring relationship. An enduring relationship solves the problem by enabling the principal to retaliate when the agent appropriates. An enduring relationship does not necessarily require an effective state.

Long-run relationships require commitment. Traditional forms of commitment include friendship, kinship, ethnicity, and religion. Traditional forms of commitment can facilitate economic cooperation without state protection.

<sup>25</sup> R. AXELROD, *THE EVOLUTION OF COOPERATION* (1984).

<sup>26</sup> Maskin and Fudenberg have proved that in any game (see the discussion of repeated games in Chapter 2) in which (1) players maximize the discounted sum of single period utilities, (2) the discount rate is not too high, and (3) the players can observe the past history of moves in the game, any pair of payoffs that Pareto-dominate the minimax can arise as average equilibrium payoffs of the repeated game. Thus, repetition of the game makes a Pareto improvement possible. This theorem, however, still leaves unexplained why the probability of a Pareto-efficient solution is as high as empirical studies suggest it to be. See Drew Fudenberg & Eric Maskin, *The Folk Theorem in Repeated Games with Discounting, or With Incomplete Information*, 54 *ECONOMETRICA* 533 (1986).

An element of mystery also surrounds the "end-game" problem. As we saw in Chapter 2, if a game of distribution is repeated an infinite number of times, cooperation is individually rational. If, however, such a game is repeated a finite number of times, "cheating" on the last round is individually rational. But if cheating is individually rational on the last round, it is also individually rational on the next to last round, and so forth. Thus, strict individual rationality causes the game to unwind. If, however, the players are willing to settle for a strategy that is very close to the self-interested maximum, but a little short of it, the end-game problem can be solved and the players will cooperate. In general, see AVINASH DIXIT & BARRY NALEBUFF, *THINKING STRATEGICALLY: THE COMPETITIVE EDGE IN BUSINESS, POLITICS, AND EVERYDAY LIFE* (1991), and DREW FUDENBERG & JEAN TIROLE, *GAME THEORY* (1991).

<sup>27</sup> As usual, our model has some implicit assumptions. The most important implicit assumptions are that the players can observe each other's moves and they do not discount the future too heavily. The exceptional games without cooperative solutions need not concern us here. See Glenn W. Harrison & Jack Hirshleifer, *An Experimental Evaluation of Weakest Link/Best Shot Models of Public Goods*, 97 *J. POLITICAL ECON.* 201 (1989) and Jack Hirshleifer & Juan Carlos Martinez Coll, *What Strategies Can Support the Evolutionary Emergence of Cooperation?*, 32 *J. CONFLICT RESOLUTION* 367 (1988).



Consequently, traditional forms of commitment often dominate economic life in communities with weak state protection. Business communities with weak state protection include international merchants, businesses in countries with weak or corrupt governments, businesses caught in civil wars, and foraging tribes that remain unsubordinated to states. Our model predicts, correctly, that traditional forms of commitment should flourish in these circumstances. Our model also predicts, correctly, that traditional forms of commitment will decline in these communities if the state brings effective law to them.

Similarly, traditional forms of commitment often dominate economic life in communities that face the state's hostility. Businesses facing state hostility include organized crime and much private business in communist states. Our model predicts, correctly, that traditional forms of commitment should flourish in these circumstances.

Long-run relations can arise from commitments to institutions. For example, Japanese employees show a high level of commitment to the corporation, as evidenced by low rates of labor mobility. Our theory predicts correctly that long-run relationships will cause Japanese corporations to rely less on enforceable contracts as compared to American or European corporations. Long-run relations in the Japanese economy create more order and less law than in other countries.

Businesses have devised clever informal mechanisms to protect themselves against advantage-taking in long-run relationships. For example, David Teece found that large manufacturers like Ford often buy components from smaller companies through long-run contracts. In these contracts, Ford typically owns the specialized equipment needed in the manufacturing process and rents these machines to the contractor. This method of structuring the relationship protects Ford from being held hostage by its suppliers.

To see why, suppose that a small contractor supplied Ford with a vital part for its cars, and suppose that the small contractor owned the specialized equipment needed for making the part. Consequently, the small contractor would have the power to hold up Ford's entire manufacturing process by refusing to supply the vital parts. This would disrupt Ford's plans. By retaining ownership of the specialized machinery, Ford protects itself against this possibility. If the contractor refuses to deliver the vital parts, Ford reclaims the specialized equipment, shifts it to another supplier, and obtains the vital parts without undue delay.<sup>28</sup>

As an alternative to this practice, Ford could try to stipulate terms in its contracts with suppliers that preclude them from holding up production. However, formal contracts are often more clumsy and bureaucratic than informal mechanisms. Businesses often resort to long-run relationships to save transaction costs. As explained, enduring relations create repeated games that solve the problem of cooperation with less reliance on enforceable contracts.

<sup>28</sup> An excellent introduction to the economic theory suggested by Professor Teece's study is Benjamin Klein, Robert Crawford, & Armen Alchian, *Vertical Integration, Appropriable Rents, and the Competitive Contracting Process*, 21 J. LAW & ECON. 297 (1978).



A long-run business contract is more like a marriage than a single date. Conversely, sharp practices are likely when the contractual partners never expect to deal with each other again.

We have discussed forms of commitment that precede the state and persist without its support. Other long-run relationships arise within a framework of contract and property law. For example, law created the fiduciary relationship and the franchise relationship. We will discuss how law facilitates long-run relationships, but first we must develop our theory further, beginning with a problem that plagues long-run relationships.

**2. Endgame Problem** Even long-run relationships end eventually. Near their end, business relationships often encounter trouble. To see why, return to our example of tit for tat as depicted in Figure 6.7. Recall that when the agent appropriates, the principal retaliates by not investing for several rounds. However, the principal has no power to retaliate on the *last* round of the game. Thus, the final round of the agency game has the same logic as a one-shot agency game.

To illustrate, assume that the repeated game in Figure 6.7 has an end and both parties know it. To be concrete, assume that both parties know the game will end after round  $n + 3$ . The agent does not fear retaliation for appropriating in round  $n + 3$ , because the agent knows that there will not be any more rounds. In round  $n + 3$ , the agent will receive a payoff of 1 from appropriating and a payoff of .5 from cooperating. Consequently, the agent maximizes his or her payoff in round  $n + 3$  by appropriating. Knowing this, the principal will refuse to invest in round  $n + 3$ . Thus, the players cannot cooperate in round  $n + 3$ .

We have shown that the last round in a repeated agency game has the same logic as a one-shot game. Consequently, the players in the agency game cannot cooperate in the last round without enforceable contracts. Worse still, the players could fail to cooperate in *every* round of the game. To see why, consider the strict logic of the situation. We explained that the principal follows the strategy of tit for tat, which rewards cooperation by subsequent investing and punishes appropriation by not investing in subsequent rounds. We also explained that the principal will not invest in the last round, which is round  $n + 3$ . Consequently, the principal cannot use round  $n + 3$  to reward cooperation or punish appropriation by the agent in round  $n + 2$ . Knowing this fact, the agent can appropriate in round  $n + 2$  without fearing retaliation in round  $n + 3$ . If the fear of retaliation is removed, the agent will maximize his or her payoff by appropriating in round  $n + 2$ . Knowing this, the principal will refuse to invest in round  $n + 2$ .

The same logic now applies to round  $n + 1$  and so forth back to the first round. In general, the demonstration that the players cannot cooperate in any given round leads to the conclusion that they cannot cooperate in the preceding round. If strictly rational parties know the round in which the repeated agency game ends, then the whole game unwinds, and the players fail to cooperate in any round.

The phrase “the endgame problem” describes the unwinding of cooperation as a repeated game approaches its final round. Eastern Europe provided a dramatic example of the endgame problem after 1989, as discussed in the accompanying box.



People in long-run relationships develop social norms to coordinate their behavior without bargaining, which businessmen call “customs in trade.” Lisa Bernstein discovered a peculiar fact: customs in trade often contradict the explicit provisions of written contracts.<sup>29</sup> In the Memphis textile exchange, the seller weighs the cotton to ensure that he ships the amount specified in the contract with the buyer. The contract stipulates that the buyer must also weigh the cotton when accepting delivery from the seller, so the buyer will not have cause for complaint later. The custom, however, is for the buyer to accept the weight as stated by the seller, thus saving the transactions cost of weighing the cotton twice.

The contradiction between the written contract and the custom is easy to understand. The custom arises from buyers and sellers in long-run relationships who trust each other. As long as the relationship remains firm, the parties have little need for the contract. The contract, however, is written for deteriorating relationships. When the parties cannot rely on their relationship, they turn to the written contract. We have a long-run custom in trade and an end-game contract.

This fact complicates using customs in trade to interpret contracts in court. After the buyer-seller relationship dissolves, the buyer may complain that the seller “short-weighted” him in their last transaction. In a legal dispute, the buyer will refer to the custom in trade and ask the court to consider the evidence that the seller delivered less than promised. The seller, however, will defend by saying that the contract obligated the buyer to weigh the cotton on delivery. According to the seller, failing to weigh the cotton and protest at the time of delivery precludes the buyer from suing later. What should the court do? Presumably the court should note that the parties wrote the contract for a dissolving relationship, which is what happened, so the court should enforce the written contract.



### THE ENDGAME PROBLEM OF EASTERN EUROPE IN 1989

The disintegration of Communist governments in Eastern Europe accelerated dramatically in 1989. Central planning failed irreparably, and markets rapidly replaced central planning as the organizing economic principle. Unfortunately, production declined throughout Eastern Europe at this time. Why did the shift to markets immediately produce economic decline rather than economic growth?

The “endgame problem” provides the key. Under communism, much production occurred through the “black market” (illegal) or the “gray market” (semilegal). Even the large state enterprises relied upon the black market or the gray market to perform their assigned tasks. The black market and the gray market did not enjoy protection from the state. Our theory predicts that businesses lacking effective legal protection will secure cooperation through long-run relationships. That is how Communist economies functioned.

<sup>29</sup>Lisa Bernstein, *Private Commercial Law in the Cotton Industry: Creating Cooperation Through Rules, Norms, and Institutions*, 99 MICH. L. REV. 1724 (2001).



For example, a truck driver would haul goods for “free” as a “favor” to his friend who operated a gas station, and the gas-station operator would supply petrol for the trucker when supplies ran short.

The demise of communism massively disrupted political life. The disruptions caused people to doubt the persistence of their long-run economic relationships. With the end of relationships in sight, cooperation failed. For example, the trucker lost confidence that the gas-station operator could continue to supply petrol (the gas-station operator might lose her job), so the trucker stopped hauling the gas-station operator's goods for free.

The failure of cooperation caused production to decline all over Eastern Europe after 1989. This situation could be corrected by effective legal protection for property and contracts. Some Eastern European states have made the correction. In other states, however, entrepreneurs still enjoy higher profits from stealing property (especially state property) than from producing goods.

**3. Tentative Commitments** So far we have discussed commitment to enduring relationships. However, most business relationships are “open-ended.” Open-ended relationships have no predetermined end. They can persist indefinitely or end unexpectedly. Open-ended relationships dissolve and reform easily as circumstances change. Next we want to model open-ended relationships.

Assume as before that the agency game is repeated indefinitely. However, change the assumption that there are only two players. Instead, assume that there is an indefinite number of players, who form into pairs to play each round of the game. In each round, one player assumes the role of principal and the other, agent—as in our game from earlier in the chapter. At the end of each round, some of these relationships continue in the next round, and others dissolve. Relationships dissolve in two ways. First, unforeseeable changes cause the parties to abandon the relationship. Second, the principal exits from the relationship after the agent appropriates.

To illustrate, assume that principal  $P$  and agent  $A$  form a business relationship in round  $n$  of the game. In round  $n$ ,  $P$  invests and  $A$  responds by cooperating. Each player enjoys a payoff of .5 in round  $n$ . At the end of round  $n$ , unforeseeable events might cause the relationship to dissolve. If unforeseeable events do not materialize, the parties continue the relationship in round  $n + 1$ . Assume that  $P$  invests in round  $n + 1$  and  $A$  responds by appropriating.  $P$  will not continue in business with a partner who appropriates rather than cooperating. Consequently,  $P$  will dissolve the relationship at the end of round  $n + 1$  and refuse to continue in business with agent  $A$ . Thus, the relationship between  $P$  and  $A$  may dissolve because of unforeseeable events or because of  $A$ 's appropriation.

When a relationship dissolves, the players must find new partners for the next round of the game. To illustrate, if the relationship dissolves between  $P$  and  $A$  in round  $n$ , then each one must search for another partner in round  $n + 1$ . The search does not automatically succeed. Players who look for a partner and fail to find one receive a payoff of zero during the rounds spent searching.

Assume that the principal follows the strategy of exiting whenever an agent appropriates. Thus, the principal punishes a disloyal agent by dissolving the relationship. Exit from a tentative relationship resembles tit for tat in an enduring



relationship. In both cases, appropriation by the agent causes the principal to retaliate in the next round of the game.

When principals respond to disloyalty by exiting, the agents in the game face a choice between two alternative strategies. The first strategy is to cooperate, in which case the relationship continues until dissolved by an unforeseeable event. This strategy yields a payoff of .5 in each round that the relationship persists. The second strategy is to appropriate, thus provoking the first player to dissolve the relationship. By following the second strategy, the agent receives a payoff of 1.0 in the few rounds when he or she finds a partner, and a payoff of zero in the other rounds when the search for a partner is unsuccessful. In brief, the agent chooses between cooperating and receiving a modest payoff in most rounds of the game, or appropriating and receiving a large payoff in a few rounds of the game.

Notice that these two strategies in the agency game correspond to familiar facts about business. Some businesses try to make modest profits on many transactions. These businesses focus on long-run relationships with repeat customers. Other businesses try to make large profits on few transactions. These businesses focus on attracting new customers for one-time sales.

In a competitive equilibrium, both strategies must earn the same payoff. In other words, the strategy of cooperating in long-run relationships must yield the same payoff as the strategy of appropriating in one-shot relationships.

To illustrate, assume that in a *stable equilibrium* 70 percent of the agents follow the strategy of cooperating and 30 percent follow the strategy of appropriating. In other words, assume that the payoff to agents from cooperating equals the payoff from appropriating when 70 percent of them cooperate and 30 percent of them appropriate. To see how the system gets to equilibrium, assume that the system is out of equilibrium. Specifically, assume that the *actual* proportion of cooperating agents equals 75 percent, and the *actual* proportion of appropriating agents equals 25 percent. We are assuming that cooperating agents exceed the equilibrium by 5 percent. The excess of cooperators over the number required for equilibrium will cause the payoff from cooperating to fall below its equilibrium value, which creates an incentive to stop cooperating. In addition, the deficit of actual appropriators over the number required for equilibrium will cause the payoff from appropriating to rise above its equilibrium value, which creates an incentive to start appropriating. Because the payoff to appropriating exceeds the payoff to cooperating, some cooperators will respond by switching strategies and appropriating. The switch will continue until the two strategies yield the same payoff. By assumption, the two strategies yield the same payoff when 70 percent of the agents cooperate and 30 percent appropriate.

This account corresponds to the dynamics of real markets. To illustrate, consider the market for trial lawyers. Most trial lawyers realistically assess their clients' prospects at trial and use this assessment as the basis for a settlement out of court. These lawyers correspond to cooperators in the agency game attracting repeat customers and maintaining long-run relationships with their clients. However, some lawyers provide unrealistically optimistic assessments of their clients' prospects at trial and use these assessments to induce their clients to engage in costly litigation. These lawyers correspond to appropriators in the agency game attracting relatively few repeat customers and maintaining short-run relationships



with most clients. The proportion of lawyers of each type adjusts in response to the profitability of the two strategies.

We have shown that the power of principals to exit from agency relationships makes some cooperation possible even without enforceable contracts. However, more effective laws can increase the amount of cooperation. To illustrate, the equilibrium ratio of cooperators to appropriators among agents in the preceding example was 70 percent to 30 percent. This ratio might rise if the state could effectively protect principals from appropriation. For example, effective contract and property law might increase the ratio to 90 percent cooperators to 10 percent appropriators.

The increase in cooperation would increase economic production. To illustrate, recall that the joint payoff from cooperation equals 1, and the joint payoff from appropriation equals zero. If 70 percent of the agents cooperate in each round, then production equals 70 per round. If 90 percent of the agents cooperate in each round, then production equals 90 per round. If effective contract law can increase cooperating agents from 70 percent to 90 percent, then production rises by 20 units, which is an increase in production of almost 30 percent.

We can apply this reasoning to the two kinds of trial lawyers. If the bar finds ways to reduce the profitability of trials relative to settlements for the lawyers, then more lawyers will try to settle cases, and fewer lawyers will provoke trials. The lawyers who try to settle cases out of court resolve more disputes in less time than the lawyers who provoke trials. Consequently, inducing a shift in strategy by lawyers toward settlements and away from trials will increase their productivity in resolving disputes.

The wish to make commitments changes business practice in many small ways. Assume that two computer companies consider merging. To discuss the possible merger, the CEOs decide to have dinner together twice a week for 2 months. Each can pay for his own meal, or they can take turns paying the check for both of them. If each pays for his own meal, neither of them has an incentive to overeat. Conversely, if they take turns paying the check, then each of them has an incentive to order very expensive items when the other one is paying. “Each-pays-for-his-own-meal” is apparently the better practice. On further consideration, however, this is a mistake. The risk of overeating is trivial compared to the risk of a bad merger. A merger will require trust between them. They might try to establish trust in the small matter of lunch before going to the large matter of merging. “Take-turns-paying-the-whole-check” is a better practice for building trust.

**4. Law of Long-Run Relations** We have explained that securing cooperation typically requires enforceable promises in one-shot transactions, exit in tentative relationships, and tit for tat in enduring relationships. As the time perspective lengthens, contract law becomes less concerned with enforcing promises and more concerned with facilitating relationships. *The sixth purpose of contract law is to foster enduring relationships, which solve the problem of cooperation with less reliance on the courts to enforce contracts.*

The courts foster enduring relationships by providing a legal framework that encourages their formation. For example, we have seen that courts impute duties to relationships that arise out of contract, such as the fiduciary relationship and the





### HOW TO EXCHANGE HOSTAGES

Medieval kings used to guarantee the peace among themselves by exchanging hostages. If the hostage-giver starts a war, then the hostage-taker will refuse to return the hostage. Oliver Williamson has analyzed the logic of the exchange of hostages and applied it to modern contracts, especially in long-run relationships. (See Oliver Williamson, *Credible Commitments: Using Hostages to Support Exchange*, 83 AM. ECON. REV. 519 (1983).) Ask yourself this question: suppose that a king wants to exchange hostages with another monarch to guarantee the peace. Assume that the king likes diamonds as much as he likes his children. That is, he values a diamond ring just as much as—neither more nor less than—he values his own son. Which would make a better hostage: the king's diamond ring or his son?

The better hostage is the one that deters both the hostage-giver and the hostage-taker from starting a war. By assumption, the king values the diamond ring and his son equally; the fear of losing the ring by starting a war equals the fear of losing his son. They are equally good deterrents against the hostage-giver's starting a war. However, they are not equally good deterrents against the hostage-taker's starting a war. The hostage-taker would presumably like to have the diamond ring but presumably places little intrinsic value on having the son of the neighboring king. The hostage-taker, therefore, is more inclined to start a war and keep the hostage if he holds the diamond ring rather than the king's son. That is why the king's son is a better hostage than the diamond ring.

In general, a good hostage is something that the hostage-giver values highly and the hostage-taker values little. Asymmetrical valuation makes a good hostage.

**QUESTION 6.16:** *What sorts of things can corporations give as hostages in long-run contractual relations? Does hostage-giving in long-run relationships serve the same or a different function as consideration in a short-run contract?*

franchise relationship. The imputation of these duties helps the parties to form the relationships. For example, the depositor knows that the law protects her deposit from appropriation by her fiduciary agent. Similarly, the franchisee knows that the law protects his investment against appropriation by the franchisor.

Disputes often arise in the course of a business relationship, bringing the parties into court. When the parties to an enduring relationship become entangled in a legal dispute, the court may try to *repair the relationship*. Repairing the relationship is different from enforcing the rights of the parties. Consequently, the courts sometimes adopt a different style of adjudication for long-run relationships than for one-shot transactions.

To illustrate, compare a divorce involving children and a dispute over the sale of an automobile. The divorcing parents of children need a long-run relationship with each other in order to care for the children. The court should try to promote a working relationship between them. A working relationship between them depends upon compromise. Searching for a compromise requires the judge to consider the broad equities of the relationship. Thus, the judge may perform some functions of a mediator.



In contrast, the buyer and seller of an automobile typically engage in a one-shot transaction. They do not need to deal with each other in the future after they resolve their suit, if there is a dispute, between them. The judge does not need to promote a working relationship between them. Instead of searching for a compromise, the judge may try to find the rights of the parties. The rights of the parties can be decided on narrow facts in dispute, so the judge may ignore the broad equities of the relationship. Deciding the rights of the parties may produce a decision that completely favors one party over the other. A decision that completely favors one party over the other provides a clear definition of rights. A clear definition of rights facilitates bargaining and exchange, whereas a muddy definition of rights promotes future disagreements.

Legal sociologists have argued in recent years that many modern business disputes resemble family disputes more closely than disputed automobile sales.<sup>30</sup> As a result, they argue that in order to better understand business-to-business relationships, we should pay much more attention to informal dispute-resolution mechanisms and norms of behavior within business communities than to the formal requirements of contract law. These sociologists, for example, favor alternatives to traditional means of resolving disputes. The alternative means of resolving disputes focus on repairing relationships. For example, when a franchisor and franchisee come to the court with a contract dispute, the judge may initially refuse to decide the rights of the parties. Instead the judge may hold that each party owes a duty to bargain in good faith with the other party to resolve their dispute. As this example illustrates, alternative dispute resolution focuses on processes rather than outcomes. Much research remains to be done in order to assess whether a focus on process can improve the performance of courts in resolving disputes among people with long-run relationships.<sup>31</sup>

**WEB NOTE 6.3**

For more on relational contracts, see our website.

## CONCLUSION

Contract law and the courts help people to cooperate by enforcing, interpreting, and regulating promises. By enforcing promises, contract law enables people to make credible commitments to cooperate with each other. By enforcing promises optimally, contract law creates incentives for efficient cooperation. Cooperation is efficient when the promisor invests in performing at the efficient level

<sup>30</sup> See the classic study, Stewart Macaulay, *Non-Contractual Relations in Business*, 28 AM. SOC. REV. 555 (1963).

<sup>31</sup> Theoretical research has reached negative conclusions about alternative dispute resolution in some settings. See Lisa Bernstein, *Understanding the Limits of Court-Connected ADR: A Critique of Federal Court-Annexed Arbitration Programs*, 141 U. PA. L. REV. 2169 (1993). We consider the economics of ADR further in Chapter 10.



and the promisee relies at the efficient level. By laying out guidelines for information that must be revealed and that may be kept secret in a contractual relationship, contract law seeks to induce optimal informational exchange within the contractual relationship. By interpreting promises and articulating efficient terms, contract law and the courts can reduce the transaction costs of cooperating. Specifically, contract law and the courts reduce the costs of negotiating contracts by supplying efficient default terms. By regulating contracts, the courts can correct market failures. By correcting market failures arising from externalities, asymmetric information, and situational monopolies, contract law reduces the threat of opportunistic behavior that undermines the willingness of people to make commitments to each other. Finally, contract law helps to solve the problem of cooperation with minimal reliance on the apparatus of the state. The problem of cooperation is solved with minimal reliance upon the state by fostering enduring relationships.

We analyzed these purposes of contract law through a model of the agency game. We evaluated the agency game by the standard of Pareto efficiency. Pareto efficiency requires the law to help private parties achieve their goals as fully as possible. Economic analysis necessarily produces a theory of law that responds to the parties who make contracts, rather than a dogmatic theory of law that elevates ideas above interests.

## SUGGESTED READINGS

Bernstein, Lisa, *Opting Out of the Legal System: Extralegal Contractual Relations in the Diamond Industry*, 21 J. LEGAL STUD. 115 (1992).

Eisenberg, Melvin Aron, *The Limits of Cognition and the Limits of Contract*, 47 STAN. L. REV. 211 (1995).

———, *The Bargain Principle and Its Limits*, 95 HARV. L. REV. 741 (1982).

Hermalin, Benjamin E., Avery W. Katz, & Richard Craswell, "The Law and Economics of Contracts," in A. MITCHELL POLINSKY & STEVEN SHAVELL, EDS., *HANDBOOK OF LAW AND ECONOMICS* v.1 (2007).

Posner, Eric A., *Economic Analysis of Contract Law After Three Decades: Success or Failure?*, 112 YALE L. J. 829 (2003). See also the responses to Posner's article: Ian Ayres, *Valuing Modern Contract Scholarship*, 112 YALE L. J. 881 (2003), and Richard Craswell, *In That Case What Is the Question?: Economics and the Demands of Contract Theory*, 112 YALE L. J. 903 (2003).

TREBILCOCK, MICHAEL J., *THE LIMITS OF FREEDOM OF CONTRACT* (1993).



## Chapter 7

# TOPICS IN THE ECONOMICS OF CONTRACT LAW

IN THE PRECEDING chapter, we explained that a theory of contracts must answer two questions: “What promises should be enforced?” and “What should be the remedy for breaking an enforceable promise?” We summarized the economic theory developed to answer these questions. Cooperation is productive. People often make promises to cooperate. Enforcing promises enables people to make their commitments credible. Courts should enforce promises when the parties want enforceability in order to make a credible commitment to cooperate. Enforcement ideally induces optimal performance and reliance at low transaction costs. Optimal performance and reliance maximize the expected value of cooperation to both parties.

This economic theory allowed us to develop a framework for analyzing contracts in the preceding chapter. In this chapter we add texture and detail to the economic framework. In the first part of this chapter we focus on remedies for breach of contract. The best remedy for breach secures optimal commitment to the contract, which causes efficient formation, performance, and reliance.

Explicit terms in a contract may require interpretation, gaps may require filling, and inefficient or unfair terms may require regulation. We developed a general theory in the preceding chapter for optimal interpretation, gap-filling, and regulation of contracts. According to this theory, legal doctrines should perfect contracts by minimizing transaction costs and correcting market failures. We analyze the relevant legal doctrines in detail in the second part of this chapter.

In the first part of this chapter, we will elaborate the economic theory of contract remedies that we sketched in the previous chapter.

### I. REMEDIES AS INCENTIVES

When a party to a contract fails to perform as promised, the victim may ask the court for a remedy. Remedies fall into three general types: party-designed remedies, court-imposed damages, and specific performance. First, the contract may *stipulate* a remedy. The contract stipulates a remedy when it contains explicit



terms prescribing what to do if someone breaches. For example, a construction contract may stipulate that the builder will pay \$200 per day for late completion of a building. Instead of stipulating a specific remedy, the contract may stipulate a remedial process. For example, the contract may specify that disputes between the parties will be arbitrated by the International Chamber of Commerce, which has its own rules about remedies.

Because negotiating and drafting are costly, an efficient contract will not explicitly cover every contingency. In fact, most contracts do not specify remedies for breach. When the contract omits a remedy, the court must supply one. Second, the courts may supply a remedy in the form of damages. And third, the courts may order the breaching party to specifically perform the contractual promise.

Damages and specific performance are the two general types of court-designed remedies for breach of contract. Different legal systems in different countries disagree about the preferred remedy. In common law countries and in France, courts say that damages are the preferred remedy, whereas German and most other European courts say that specific performance is the preferred remedy. The difference between alternative legal traditions, however, is greater in theory than in practice. In practice, each legal system prescribes damages as the remedy in some circumstances and specific performance as the remedy in other circumstances. Furthermore, the prescriptions largely overlap in many different legal systems. Presumably, the prescriptions overlap because different systems of law respond to the same economic logic. Common law and civil law traditions both tend to specify the efficient remedy for breach of contract.



### THE UNIFORM COMMERCIAL CODE, RESTATEMENTS OF CONTRACTS, AND STATUTE OF FRAUDS

In the civil law countries, which include the nations of continental Europe, committees of scholars have formulated contract law into codes that legislatures enacted. In common law countries, which include the United States, judges have formulated contract law in deciding cases. This contrast, however, can be overstated. Americans have actually codified much of the common law of contracts in three important documents: the *Uniform Commercial Code*, the American Law Institute's *Restatements of Contracts*, and statutes revising the old English *Statute of Frauds*.

The National Conference of Commissioners on Uniform State Laws was founded in the 1890s to unify common law in the American states. The Conference and the American Law Institute (described below) adopted the *Uniform Commercial Code* in 1952, extensively revised it in 1956, and have periodically revised portions of the code since then. Forty-nine states (all but Louisiana, which has a civil law tradition) have adopted the *Uniform Commercial Code*. It consists of nine articles covering all aspects of commercial transactions. For example, Article 1 sets out the general provisions of the code; Article 2 covers the sale of goods (services are not covered), and Article 9 covers secured transactions.

The *Restatements* of the law are a project of the American Law Institute, a private group of judges, lawyers, and law professors founded in 1923, whose purpose "is to state



clearly and precisely in the light of the decisions the principles and rules of the common law.” The Institute’s first project was the *Restatement of Contracts*, which was published in 1932 and subsequently revised in 1979. The ALI has also sought to restate the common law in property, contracts, torts, and other subjects.

The *Statute of Frauds* (“An Act for Prevention of Frauds and Perjuries”) was passed by the English Parliament in 1677. The purpose of the act was to prevent fraud in the proof of contracts, deeds to land, trusts, and wills. To guarantee a trustworthy record, the statute required a signed writing in certain contractual transactions, possibly supplemented by witnesses. The requirement of a written record for contracts whose value exceeds a certain minimum has become the most important feature in the modern revisions of the statute, which every American state has adopted.

## A. Alternative Remedies

Different remedies create different incentives for the parties to a contract. We will develop models to compare the incentive effects of different remedies on investment in performance and reliance. First, however, we must examine alternative remedies in greater detail.

**1. Expectation Damages** Damages for breach of contract compensate the promisee for the injury caused by the nonperforming promisor. In a contract setting, the term “injury” has several different meanings. First, the promisee is worse off than if the contract had been performed. Performance provides a baseline for computing the injury. Using this baseline, the courts award damages that place the victim of breach in the position he or she would have been in if the other party had performed.

The promisee expects to gain from performance. Consequently, the common law tradition refers to damages based on the value of expected performance as “expectation damages.”<sup>1</sup> The civil law tradition refers to these damages as “positive damages” (*lucrum cessans*) because the damages replace income that would have accrued in the future. If expectation damages or positive damages achieve their purpose, the potential victim of breach is equally well off whether there is performance, on the one hand, or breach and payment of damages, on the other hand. We say that *perfect expectation damages* leave potential victims *indifferent* between performance and breach.

We will illustrate expectation damages by three examples:

**Example 1—Seller’s Breach:** O Ticket Agency offers opera tickets at the price  $p_O$ . K Ticket Agency offers equivalent opera tickets at the lower price  $p_K$ . Consumer orders  $x_K$  tickets from K at the contract price  $p_K$  and promises to pay when he picks up the tickets on the day of the performance. Close to the day of the performance, K announces that it will breach and not deliver the tickets to Consumer. In the meantime, the show

<sup>1</sup> The distinction between expectation and reliance damages, which is old in European jurisprudence, is neither as old nor as clear-cut in Anglo-American jurisprudence.



has succeeded and the price of tickets has risen, so Consumer pays the higher price,  $p_S$ , for substitute tickets purchased from a third ticket agency.

Replacing the promised performance with a perfect substitute puts the consumer in the same position that he would have been in if the promisor had performed. In this example, “substitute performance” consists in buying tickets at the price  $p_S$ . Accordingly, perfect expectation damages equal  $x_K(p_S - p_K)$ .<sup>2</sup> We will restate this formula in the language of contract law. The contract was made for future delivery of a good (“futures market”). After breach, the consumer bought substitute goods for delivery on the spot (“spot market”). The price had risen, so the spot price exceeded the contract price. To put the consumer in the same position as if the seller had delivered the goods, the seller must pay compensation equal to the difference between the contract price  $p_S$  and the spot price  $p_K$ .

Now we turn from seller’s breach to buyer’s breach.

**Example 2—Buyer’s Breach:** K Ticket Agency offers opera tickets for sale at the price  $p_K$ . Consumer orders  $x_K$  tickets and promises to pay when he picks up the tickets on the day of the performance. In **reliance** on Consumer’s **promise**, K purchases  $x_K$  tickets at the wholesale price  $p_W$ . If Consumer had not ordered the tickets, K could have contracted to sell them to an agency named O at the lower price  $p_O$ . Close to the date of the performance, Consumer announces that he will not pick up or pay for the tickets. In the meantime, the show has flopped and the price of tickets has fallen, so K resells the tickets at the lower price,  $p_S$ , to another consumer.

To put K in the same position as if Consumer had performed in Example 2, damages must equal  $x_K(p_K - p_S)$ . In other words, perfect expectation damages for buyer’s breach equal the difference between the contract price  $p_K$  and the spot price  $p_S$ .

In Examples 1 and 2, many seats in the opera are close substitutes for each other. Our third example involves breach with an imperfect substitute.

**Example 3—Buyer’s Breach with Unique Good:** Seller builds custom boats and Buyer retails boats to consumers. Seller offers to build Buyer a custom boat with any one of three compass systems for navigation, which are named K, O, and A. Buyer estimates correctly that the market value at which he can retail the boat, depending on which compass is installed, will be  $v_K$ ,  $v_O$ , or  $v_A$ , respectively. These values are net of the cost of the compass. Because  $v_K > v_O > v_A$ , Buyer maximizes profits by ordering the boat built with the K compass. However, Seller actually delivers a boat with an A compass. Replacing the compass after installation is prohibitively expensive, so Buyer subsequently retails the boat for  $v_A$ .

<sup>2</sup> This specific formula for damages is called the “substitute-price formula.” The substitute-price formula awards the victim of breach the cost of replacing a promised performance with a substitute performance. If a commodity is homogeneous, the substitute performance may be identical to the promised performance. In that case, the substitute-price formula awards perfect expectation damages. However, if the commodity is differentiated rather than homogeneous, the substitution is imperfect.



To put Buyer in the same position as if Seller had performed in Example 2, damages must equal  $v_K - v_A$ .<sup>3</sup> In other words, perfect expectation damages for Seller's breach equal the difference between the value of a performed contract and the actual value of what was delivered.

Table 7.1 summarizes these facts about expectation damages from our three examples. We will explain the entries for "reliance damages" and "opportunity cost" shortly:

**Table 7.1**

	<b>EXAMPLE 1: SELLER'S BREACH WITH SUBSTITUTE</b>	<b>EXAMPLE 2: BUYER'S BREACH</b>	<b>EXAMPLE 3: SELLER'S BREACH WITH NO SUBSTITUTE</b>
Expectation damages	$x_K(p_S - p_K)$	$x_K(p_K - p_S)$	$v_K - v_A$
Reliance damages	0	$x_K(p_W - p_S)$	0
Opportunity cost	$x_K(p_S - p_O)$	$x_K(p_O - p_S)$	$v_O - v_A$

**2. Reliance Damages** Now we consider the second meaning of "injury" in a contract setting. The promisee may invest in reliance on the promise. Breach usually diminishes or destroys the value of the investment in reliance. So reliance increases the loss resulting from breach. Breach makes promisees who rely worse off than if they had not made contracts. "No contract" provides a baseline for computing the injury. Using this baseline, the courts may award damages that place victims of breach in the position that they would have been in if they had never contracted with another party.

Damages computed relative to this baseline are called "reliance damages" in the common law tradition. The civil law tradition refers to these damages as "negative damages" because the damages replace income that was actually lost. If reliance damages or negative damages achieve their purpose, the potential victim of breach is equally well off whether there is no contract, on the one hand, or breach of contract and payment of damages, on the other hand. We say that *perfect reliance damages* leave potential victims *indifferent* between no contract and breach.<sup>4</sup>

To illustrate by Example 1, after K breached, Consumer had no opera tickets and faced a spot price of  $p_S$  to buy them. This is the same position that Consumer would have been in if Consumer had not contracted to buy opera tickets from anyone. Consequently, Consumer did not change his position in reliance on the contract and reliance damages in Example 1 are zero. (Can you think of a reliance investment that Consumer might reasonably have made?)

<sup>3</sup> This is called the "diminished-value formula." When performance of a contract is partial or imperfect, the diminished-value formula awards the victim of breach the difference between (1) the post-breach value of a commodity that was to be received or improved under the contract, and (2) the value the commodity would have had if the contract had been properly performed.

<sup>4</sup> Recall our discussion in the previous chapter of the subtle relationship between money damages and optimal reliance.



To illustrate by Example 2, in reliance on Consumer's promise, K bought  $x_K$  opera tickets at the wholesale price  $p_W$ . After Consumer breached, K sold the tickets at the spot price  $p_S$ . Assuming the wholesale price exceeds the spot price, reliance on the contract caused K to lose  $x_K(p_W - p_S)$ ,<sup>5</sup> which equals perfect reliance damages.

Turning to Example 3, Buyer did not change his position in reliance on Seller's delivering the boat with a K compass rather than another kind of compass. Because the contract did not cause Buyer to change his position, reliance damages are zero.

The row labeled "Reliance Damages" in the preceding table summarizes these facts.

**3. Opportunity Cost** Now we consider the third meaning of "injury" in a contract setting. Making a contract often entails the loss of an opportunity to make an alternative contract. The lost opportunity provides a baseline for computing the injury. Using this baseline, the courts award damages that place victims of breach in the position that they would have been in if they had signed the contract that was the best alternative to the one that was breached. In other words, damages replace the value of the lost opportunity.

Damages computed relative to this baseline are called "opportunity-cost" damages. If opportunity-cost damages achieve their purpose, the potential victim of breach is equally well off whether there is breach of contract, on the one hand, or the best alternative contract, on the other hand. We say that *perfect opportunity-cost damages* leave potential victims *indifferent* between breach and performance of the best alternative contract.

Previously we discussed the fact that the promisee may invest in reliance on a contract. Similarly, the promisee may forego an opportunity in reliance on a promise. Consequently, the common law tradition considers opportunity-cost damages to be a form of reliance damages. This form of reliance damages takes into account the opportunity lost from relying on a promise, not merely the promisee's investment in reliance. Similarly, the civil law tradition considers opportunity-cost damages a form of negative damages (*damnum emergens*).

To illustrate opportunity-cost damages by Example 1, if Consumer had not contracted to buy opera tickets from K at price  $p_K$ , then Consumer would have purchased the tickets from O at price  $p_O$ . By relying on K's promise, Consumer lost the opportunity to buy from O and instead had to pay the spot price  $p_S$ . Consequently, the difference between these prices measures the lost opportunity:  $x_K(p_S - p_O)$ . In other words, perfect opportunity-cost damages for seller's breach equal the difference between the best alternative contract price and the spot price.

To illustrate by Example 2, in reliance on Consumer's promise, Agency K bought  $x_K$  opera tickets at the wholesale price  $p_W$  and lost the opportunity to sell

<sup>5</sup> This specific formula is called the "out-of-pocket-cost" formula. The out-of-pocket-cost formula awards the victim of breach the difference between (1) the costs incurred in reliance on the contract prior to breach, and (2) the value produced by those costs that can be realized after breach.



them to Agency O at price  $p_O$ . After Consumer breached, K sold the tickets at the spot price  $p_S$ . Assuming the wholesale price exceeds the spot price, perfect compensation for K's lost opportunity equals  $x_K(p_O - p_S)$ .<sup>6</sup> In other words, perfect opportunity-cost damages for buyer's breach equal the difference between the best alternative contract price and the spot price.

Turning to Example 3, contracting for a K compass caused Buyer to lose the opportunity to purchase the boat with an O compass. The difference between the boat's retail market value with an O compass and its retail value with the actual compass equals perfect opportunity-cost damages:  $v_O - v_A$ .

The row labeled "Opportunity Damages" in Table 7.1 summarizes these facts.

**4. Problem of Subjective Value: *Hawkins v. McGee*** In the preceding examples of expectation, reliance, and opportunity-cost damages, the victim of breach values performance according to market prices. Now we turn to a famous case in which the victim of breach valued performances differently from the market. The famous case of *Hawkins v. McGee*, 84 N.H. 114, 146 A. 641 (N.H., 1929), dramatically illustrates the distinction between the three forms of damages when subjective value does not equal market value. The plaintiff, George Hawkins, suffered a childhood accident that left a permanent scar on his hand. When Hawkins was 18 years old, his family physician, McGee, persuaded him to submit to an operation that the doctor asserted would restore the hand to perfection. In the operation, skin from the plaintiff's chest was grafted onto his hand. The result was hideous. The formerly small scar was enlarged, covered with hair, and irreversibly worse. (Generations of American law students know *Hawkins v. McGee* as "the case of the hairy hand.") Hawkins prevailed against McGee in a suit alleging that the doctor had broken his contractual promise to make the hand perfect.

The question on appeal was, "What damages should be awarded to Hawkins?" This issue is illustrated in Figure 7.1. The horizontal axis in this figure indicates the range of possible conditions of the hand, which vary from perfection to total disability. The vertical axis indicates the dollar amount of damages. The curved lines on the graph indicate the relationship between the extent of the disability and the amount of money needed to compensate for it.

Courts compute compensatory damages for physical injuries every day. Juries typically make the computation in America, whereas judges typically make the computation in Europe. Doubt remains as to exactly how courts make, or should make, the computation. The idea that money compensates for a serious physical injury perplexes some people. Please set aside your perplexity for the moment and consider an economic theory of compensation.

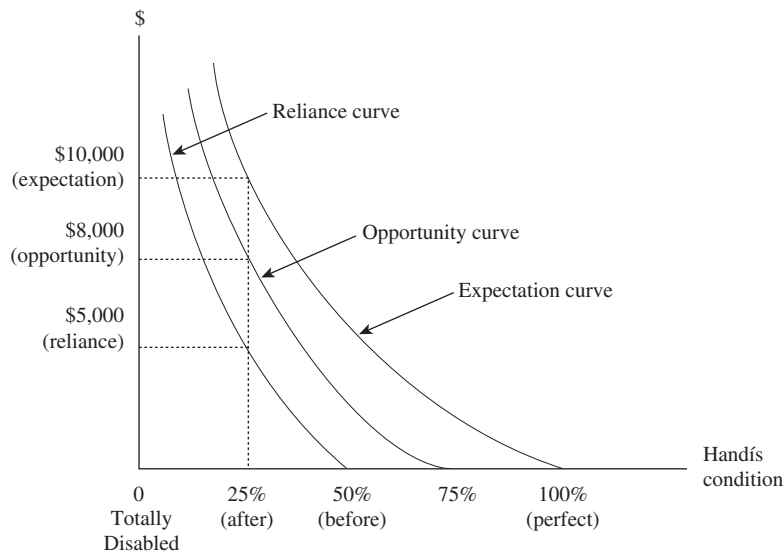
Assume that welfare or utility remains unchanged while moving along any curve in Figure 7.1. Welfare or utility remains unchanged because a change in compensation exactly offsets a change in the patient's condition when moving from one

<sup>6</sup> In general, if breach causes the injured party to purchase a substitute performance, the opportunity-cost formula equals the difference between the best alternative contract price available at the time of contracting and the price of the substitute performance obtained after the breach.



FIGURE 7.1

**Expectation, opportunity cost, and reliance measures of damages in *Hawkins v. McGee*.**



point to another on the same curve. Therefore, the curves are analogous to indifference curves in the microeconomic theory of consumer choice. (See Chapter 2.)

Now we can use Figure 7.1 to contrast damages based on expectation, reliance, and opportunity cost. First, consider expectation damages in *Hawkins v. McGee* as represented by the curved line labeled “expectation.” The physician promised to make the boy’s hand perfect. If the physician had performed, Hawkins would have a 100 percent perfect hand and no compensation. Assume that after the operation the patient’s hand was 25 percent perfect. Expectation damages are the amount of money needed to compensate for the shortfall between the 100 percent perfect hand that was promised and the 25 percent perfect hand that was achieved. To measure these damages, locate the 25 percent point on the horizontal axis, move vertically up to the curve labeled “expectation,” and then move horizontally over to the vertical axis to determine the corresponding dollar amount of damages—\$10,000. By assumption, the patient is as well off with \$10,000 in damages and a 25 percent perfect hand as with no damages and a 100 percent perfect hand.

Now consider reliance damages, which are graphed by the curve labeled “reliance.” Under the reliance conception, the uninjured state is the condition in which the patient would have been if he had not made the contract with the breaching party. Assume that if there had never been a contract, the patient would have had a 50 percent perfect hand, whereas after the operation the hand was 25 percent perfect. Reliance damages are the amount of money needed to compensate the deterioration of the hand from 50 percent to 25 percent. Like the expectation curve,



the reliance curve represents the relationship between the extent of the disability and the amount of money needed to compensate for it. The only difference is that the reliance curve touches the horizontal axis at the point where the hand is 50 percent perfect, rather than 100 percent perfect. By following the same steps as in expectation damages, we find that the patient is equally well off with \$5000 in damages and a 25 percent perfect hand as with no damages and a 50 percent perfect hand. Thus, reliance damages equal \$5000.<sup>7</sup>

Finally, consider the opportunity-cost measure of damages. Perhaps the operation performed by Dr. McGee caused Hawkins to lose the opportunity of having another doctor perform the operation successfully. If such an opportunity were lost, its value provides another baseline for computing damages. The value of the foregone opportunity depends on how close to perfection the hand would have been after an operation by another doctor. To illustrate, suppose that another doctor would have restored the hand to the 75 percent level. The injury from relying on Dr. McGee equals the difference between the 75 percent level that the other doctor would have provided and the 25 percent level achieved by Dr. McGee.

To measure opportunity-cost damages, consider the “opportunity-cost” curve in Figure 7.1. The opportunity-cost curve touches the horizontal axis at the 75 percent point, corresponding to the (speculated) condition of the hand after an operation by the best alternative doctor. As with the other two curves, the opportunity-cost curve is constructed so that every point on it represents the same level of welfare. Consequently, a change in the hand’s condition represented by a move along the new curve is exactly offset by the corresponding change in damages. The value of the lost opportunity is read off the graph by moving vertically from the 25 percent point on the horizontal axis up to the “opportunity curve,” and then horizontally to the intersection with the vertical axis. Following these steps, the opportunity-cost measure of damages equals \$8000, which is less than expectation damages (\$10,000) and more than reliance damages stripped of the opportunity cost (\$5000).

Figure 7.1 shows that expectation, reliance, and opportunity cost damages differ according to the baseline for measuring the injury, where “baseline” refers to the uninjured state. For measuring expectation damages, the uninjured state is the promisee’s position if the actual contract had been performed.<sup>8</sup> For measuring reliance damages, the uninjured state is the promisee’s position if no contract had been made. For measuring opportunity-cost damages, the uninjured state is the promisee’s position if the best alternative contract had been performed.

In general, *perfect compensation* means a sum of money sufficient to make the victim of an injury equally well off with the money and with the injury as he or she would have been without the money and without the injury. The curves in

<sup>7</sup> In fact, Hawkins received \$3000 from the original jury; subsequently, after the appellate court ordered a new trial, the plaintiff settled for \$1400 plus lawyer’s fees.

<sup>8</sup> This proposition implicitly assumes that the rate of breach is low. When the rate of breach is high, it can be anticipated to some extent, and so the promisee can plan for breach, just as airlines and hotels plan for “no-shows.” The phenomenon of statistically predictable breach creates a special set of problems for expectation damages.



Figure 7.1 depict perfect expectation, opportunity-cost, and reliance damages.<sup>9</sup> When this book speaks about damages measures such as “expectation damages” or “reliance damages,” we mean an idealized measure of damages that we call “perfect.”

Performance of the actual contract would make the promisee at least as well off as performance of the next best alternative. Consequently, perfect expectation damages are at least as high as perfect opportunity-cost damages. Performance of the next best alternative would make the promisee at least as well off as no contract. Consequently, perfect opportunity-cost damages are at least as high as perfect reliance damages. The following inequalities typically hold when courts measure damages perfectly:

$$\text{expectation damages} \geq \text{opportunity-cost damages} \geq \text{reliance damages.}$$

Why do these three measures of damages usually have this rank by size. The promisee ordinarily chooses the best available contract; his loss from breach of the contract that he actually made is usually greater than his gain would have been from making the best alternative contract. Consequently, expectation damages typically exceed opportunity-cost damages.<sup>10</sup> Furthermore, the promisee expects to gain from making a contract rather than making no contract, so expectation damages usually exceed reliance damages. (See if you can explain why it is the case that opportunity-cost damages are, therefore, usually greater than reliance damages.)

Sometimes, however, the three damages measures do not have their standard order. One reason for this is that courts award imperfect damages, and sometimes the imperfection is so large that, say, imperfect reliance damages exceed imperfect expectation damages. To illustrate, assume that the promisor contracts to deliver a glass diamond that belonged to the promisee’s grandmother. In reliance on the contract, the promisee, for sentimental reasons, commissions an expensive ring to hold the glass diamond. The fact that sentiment motivated the promisee’s commissioning of the ring means that the market value of the ring, with or without the glass diamond, is less than its cost. Suppose that the promisor fails to deliver the glass diamond, and the promisee sues. Perfect expectation damages equals the promisee’s subjective value of the ring with the jewel. However, the court refuses to compensate the promisee for loss of subjective value. Instead, the court asserts that “expectation damages” equal the *market value* of the ring with the jewel in it. As explained, the market value of the ring is less than its cost. In this case, perfect reliance damages equal the cost of the ring. So reliance damages exceed what the court calls “expectation damages.”

So, imperfections in damages awarded by courts can cause departures from the ordering of perfect damages. In addition, perfect damages can depart from

<sup>9</sup> Note that the curves in Figure 7.1 illustrate the logic of compensation, not the actual computation of damages in this case.

<sup>10</sup> These two damage measures approach equality as markets approach perfect competition. The reason is that every contract has a perfect substitute in perfectly competitive markets, so the actual contract is identical to alternative contracts that were not made.



their usual order because the promisee makes a mistake when contracting. In these circumstances, the actual contract may make the promisee worse off than no contract or an alternative contract. To illustrate, assume that a speculator who expects the market price of a good to rise signs a contract to pay now for its future delivery. If he is mistaken and the price falls, then he might be better off from having no contract rather than having this contract. In that case, his reliance damages will be higher than his expectation damages. In fact, this seldom happens because the promisor almost never breaches such a contract.<sup>11</sup>

We have distinguished three damages measures and illustrated their calculation. Question 7.1 provides a good test of your ability to distinguish and calculate these damages. To attack this problem, we suggest that you first compute the expected profit from the contract. (You should get \$900.) Then calculate the actual loss. (You should get \$11,100.) Finally, calculate the profit from the best alternative contract. (You should get \$400.) You should immediately see the expectation, reliance, and opportunity-cost damages.

**QUESTION 7.1:** Buyer *B* pays \$10,000 to New Orleans grain dealer *D* in exchange for *D*'s promise to deliver grain to buyer *B*'s London office on October 1. As a result of signing this contract, *B* decides not to sign a similar contract with another dealer for \$10,500. *D* contracts with shipping company *S* to transport the grain. Buyer *B* agrees to resell the grain on arrival in London for \$11,000 to another party. *B* pays \$100 in advance (nonrefundable) as docking and unloading fees for the ship's projected arrival in London.

The ship begins taking water several days out of New Orleans and returns to port. Inspection reveals that the grain is badly damaged by salt water, and *D* sells it as cattle fodder for \$500. *D* conveys the news to *B* in London, who then purchases the same quantity of grain for delivery on October 1 at a price of \$12,000.

- a. How would you measure expectation damages for *D*'s breach of contract with *B*?
- b. How would you measure reliance damages?
- c. How would you measure opportunity-cost damages?

<sup>11</sup> To illustrate concretely, assume that *A*, who produces oil, promises to deliver  $x$  barrels to *B* next month. In exchange, *B* promises to pay *A* the contract price  $p_c$  per barrel on delivery. *B* is a speculator who buys for resale and does not change his position in reliance on the contract. At the end of the month, a fire in *A*'s refinery prevents him from delivering his oil, so *A* must breach or buy oil at the spot price  $p_s$  to deliver to *B*.

Consider two possible situations. First, assume that the contract price  $p_c$  exceeds the spot price  $p_s$ . As a result, *B* expects to gain  $(p_c - p_s)x$  from *A*'s performance. If *A* breaches, the expectation damages equal  $(p_c - p_s)x$  and the reliance damages equal zero. This is the usual ordering of damage measures.

Second, assume that the spot price  $p_s$  exceeds the contract price  $p_c$ . As a result, *B* expects to lose  $(p_c - p_s)x$  from *A*'s performance. If *A* breaches, the expectation damages are *negative* and reliance damages are zero. This is *not* the usual ordering of damage measures. In the second case, however, *A* will not breach. Instead of breaching, *A* will purchase oil at the price  $p_s$  and deliver it to *B*, thus performing on the contract and earning a profit of  $(p_c - p_s)x$ .



**QUESTION 7.2:** The actual choice of a damage measure often depends on practical problems, not theory. Give some examples of breached contracts in which opportunity-cost damages are easier to implement than expectation damages. Give some examples of breached contracts in which reliance damages are easier to implement than opportunity-cost damages.

**QUESTION 7.3:** Perfectly competitive markets contain many buyers and sellers of the same contract, so the best alternative contract is identical to the actual contract signed. What does this fact imply about the relationship between perfect expectation damages and perfect opportunity-cost damages for breach in perfectly competitive contract markets?

**QUESTION 7.4:** Airlines routinely sell more tickets for flights than the number of seats on the plane. “Overbooking” seldom causes problems because a statistically predictable number of ticketholders fail to show up for flights. In contrast, each retailer of hearing aids typically has the capacity to sell many more hearing aids per week than it actually sells. “Excess capacity” is routine for retailers of hearing aids. Contrast the effects of overbooking and excess capacity on profits lost by the seller when the buyer breaches a contract to buy.<sup>12</sup>

**QUESTION 7.5:** Here is a timeline for breach of contract that leads to litigation.

*On Jan. 1,* A contracts to deliver a widget to B on June 1 at a price of \$2 to be paid on delivery.

*On April 1,* A renounces the contract. At that time, B can buy a widget for immediate delivery for \$3, or B can contract with C to deliver a widget on June 1 at a price of \$3.25. B does not buy a widget for immediate delivery or contract for future delivery.

*On June 1,* B’s suit against A succeeds. The court finds that A breached the contract on April 1. The court wants to give B perfect expectation damages. On June 1, B can buy a widget for \$4.

*Question:* Should the court give damages of \$1.25, \$2, \$3, \$3.25, \$4, or \$5?

*Question:* Should the award depend on whether B bought a widget on April 1, or signed a contract with C on April 1, or bought a widget on June 1?

**5. Restitution** In a deferred exchange, one party often gives something in exchange for the other party’s promise to do something later. In these circumstances, a remedy for breach is to require the breaching party to return what was given. For example, the buyer of a car often makes a “down payment” before receiving the car. If the seller breaches the contract to deliver the car, the court may order the

<sup>12</sup>This question concerns what is called the “lost-volume” problem.



seller to return the down payment. This remedy is called “restitution,” because it requires the injurer to give back what he or she took from the victim.<sup>13</sup> Restitution is a minimal remedy. It does not compensate the victim of breach for expectation, opportunity, or reliance. Each of these three measures is typically larger than restitution damages. Although minimal, restitution often has the advantages of simplicity and enforceability.

**6. Disgorgement** Perfect compensation is a sum of money that substitutes for the injury and leaves the victim indifferent about its occurrence. The victim who receives perfect compensation has no basis to complain about the injury. Consequently, the law often does not punish people who compensate perfectly for the injuries that they cause.

We can restate this argument in economic terms. Perfect compensation completely internalizes the external costs of an injury. When costs are completely internalized, efficiency requires freedom of action, not deterrence. Given cost internalization and freedom, a rational person injures others whenever the benefit is large enough to pay perfect compensation and have some left over, as required for efficiency.

Perfect compensation is impossible in principle for some kinds of injuries. For example, vague promises create uncertainty about the value of performance. When the value of performance is uncertain, perfect compensation is impossible. Compensation for breaking vague promises is inevitably imperfect.

Vague promises are often made in long-run relationships. Although vague, the promises can be important for sustaining the relationship. Consequently, the parties may want vague promises to be enforceable, but they may want a different remedy than compensatory damages.

To illustrate, consider the relationship between stockholders and directors of a corporation. Instead of promising the stockholders a definite rate of return on their investment, directors make vague promises to be loyal and do their best. Even if directors make no such promises, the common law tradition requires directors to be loyal to stockholders and to do their best.<sup>14</sup> Sometimes, however, directors behave disloyally and stockholders sue. To illustrate, assume that a corporate director learns about valuable minerals on the company’s land. Before anyone else finds out, the director induces the company to sell her the land. The director violates her duty of loyalty by taking valuable minerals for herself that belong to the corporation.

<sup>13</sup> See E. Allan Farnsworth, *Your Loss or My Gain?: The Dilemma of the Disgorgement Principle in Contract Damages*, 94 YALE L. J. 1339 (1985); and Robert Cooter & Bradley J. Freedman, *The Fiduciary Relationship: Its Economic Character and Legal Consequences*, 66 N. Y. U. L. REV. 1045 (1991).

<sup>14</sup> The common law tradition holds directors to a “duty of loyalty” by virtue of the fiduciary relationship. Furthermore, the common law tradition applies the “business-judgment rule” to their decisions. The business-judgment rule holds directors responsible for making their best efforts to gather information and deliberate on decisions affecting the company, but excuses directors whose best efforts result in bad outcomes from liability to shareholders for any losses.



The relationship between directors and stockholders involves trust. Trust would be undermined by allowing a director to take assets that belong to the corporation. The law deters disloyalty by various means, including requiring the injurer to give the profits of wrongdoing to the victim. “Disgorgement damages” are damages paid to the victim to eliminate the injurer’s profit from wrongdoing. To illustrate, assume that the director who purchased the corporation’s mineral-bearing land resold it to a third party at a high price. The director might be required to “disgorge” her profits from the sale by giving them to her corporation.

When disgorgement is perfect, the injurer is indifferent between doing right, on one hand, or doing wrong and paying disgorgement damages, on the other hand. Thus, perfect disgorgement is identical to perfect compensation, with the roles of injurer and victim reversed. The injurer achieves no gain from the wrongdoing net of perfect disgorgement damages, just as the victim suffers no harm from the injury net of perfectly compensatory damages.

### WEB NOTE 7.1

For more on cases illustrating the difficulties of computing damages and further discussion, see our website.

**7. Specific Performance**<sup>15</sup> Instead of damages, the court may order the breaching party to perform a specific act as a remedy. “Specific performance” usually requires the promisor to do what he or she promised in the contract.<sup>16</sup> As mentioned, specific performance is the traditional remedy for breach of contract in some civil law countries, and damages are the traditional remedy in common law countries, but in practice, most legal systems use similar remedies in similar circumstances.

The typical case in which courts adopt specific performance as the remedy involves the sale of goods for which no close substitute exists. Examples include land, houses, antiques, works of art, and specialized labor contracts. In contrast, when breach involves the sale of goods for which close substitutes exist, courts typically award damages as the remedy. The victim can use the damages to purchase substitute performance. Examples include new cars, wheat, televisions, and stock in public companies.

To understand the role of substitution, consider two contrasting examples. First, the K ticket agency breaks its promise to supply a pair of opera tickets, so the customer has to pay more to purchase equivalent tickets from a “scalper” on the night of the performance. The tickets are equivalent, so the difference in their price perfectly measures the expectation damages. Second, assume that a dealer in rare books breaks his promise to sell the only manuscript copy of William Faulkner’s

<sup>15</sup> This section is based on material in Ulen, *The Efficiency of Specific Performance: Toward a Unified Theory of Contract Remedies*, 83 MICH. L. REV. 358 (1984).

<sup>16</sup> Sometimes the court orders the promisor to do something similar to what was promised, and sometimes the court forbids the promisor from performing with anyone other than the promisee.



*The Sound and the Fury* to a wealthy collector. The value of this unique manuscript is highly subjective, an amount that the court cannot determine accurately. The computation of expectation damages in this case is highly imperfect. Consequently, the court may order the dealer to deliver the manuscript to the collector.

In general, the error in the court's estimation of expectation damages decreases as the ease of substitution increases for the promised performance. The error decreases because the court can award damages at a level enabling the victim to purchase a substitute for the promised performance. When a good has a close substitute that is readily available in the market, no one is likely to value the good at much more than the price of the available substitute.

In contrast, the remedy of specific performance entitles the promisee to the good itself, rather than its value. By adopting the remedy of specific performance for breach of promise to deliver unique goods, courts avoid the impossible task of determining the promisee's subjective valuation. Later we compare the advantages and disadvantages of damages and specific performance.

**8. Party-Designed Remedies: Liquidated Damages** Contracts often specify the remedy for breaching one of their terms. The contract might stipulate a sum of money that the promise-breaker will pay to the innocent party ("liquidated damages"). Alternatively, the parties may leave valuable assets on deposit with a third party and specify that the assets should be given to the victim in the event of a breach ("performance bonds"). Or the parties may specify a process for resolving disputes between them, such as arbitration by the International Chamber of Commerce applying the law of New York.

Courts examine terms specifying remedies more skeptically and critically than other terms in contracts. Instead of enforcing terms specifying remedies, courts sometimes set the terms aside and substitute court-designed remedies. To illustrate, sellers in America frequently present buyers with a form contract stipulating that disputes will be resolved by arbitration in the seller's home city. Thus, a manufacturer in New York City offers a contract to a buyer in Los Angeles specifying that disputes will be resolved by the American Arbitration Association in New York City. If the buyer sues the seller in a California court, the court will be reluctant to concede jurisdiction to the arbitrator in New York City (although this appears to be changing so as to give the parties greater flexibility in specifying where a dispute arising from their agreement will be heard and according to what law it will be decided).

The common law and civil law traditions differ with respect to enforcing penalty clauses in contracts. A common law tradition prevents courts from enforcing terms stipulating damages that exceed the actual harm caused by breach. Courts call a term a "penalty" when it stipulates damages exceeding the actual harm (or a reasonable prior estimate of that harm) caused by breach. Courts call a term "liquidated damages" when it stipulates damages that do not exceed the actual harm (or are a reasonable prior estimate of that harm) caused by breach. The common law tradition enforces liquidated damages and withholds enforcement of penalties. In contrast, courts in civil law countries tend not to object to penalties as such. Courts in civil law countries show more willingness to enforce contract penalties or to reduce them without setting them aside.



Some economists now believe that the civil law countries are right to enforce penalty clauses. Stipulation of damages exceeding the requirements for compensation can serve three functions. First, the punitive element may be considered as payment on an insurance contract written in favor of the innocent party by the breaching party.<sup>17</sup> This situation arises when one party to the contract places a high subjective valuation on performance of the contract, and the other party is the best possible insurer against its loss.

To illustrate, consider Professors Goetz and Scott's delightful example of the Anxious Alumnus. An alumnus of the University of Virginia charts a bus to carry his friends to the site of an important basketball tournament where his college team will play. The alumnus is anxious about mishaps. Suppose the bus breaks down; suppose inclement weather prevents the bus from proceeding; or suppose traffic is so heavy that the fans do not arrive in time. He values performance of the contract to deliver him to the game at far more than the price he has paid to hire the bus, yet the subjective value is too speculative for courts to measure accurately. So, the bus company agrees to pay the alumnus a stipulated penalty in the event of the bus company's breach. In exchange, the alumnus agrees to pay the bus company a price for renting the bus that exceeds the usual price. The difference between the contract price and the usual price represents the premium on an insurance policy written by the bus company in favor of the alumnus. The insurance policy compensates the alumnus for his subjective losses in the event that the bus company's fault prevents him from attending the basketball game.

A second reason for enforcing penalty clauses is that they often convey information about the promisor's reliability. To illustrate, consider a contract that specifies the date for completing a construction project. Perhaps the builder is certain of her ability to complete performance by the specified date, but the buyer doubts the builder's ability to meet the deadline. If the builder promises to pay a large penalty for late construction, she signals her certainty about finishing on time. A penalty clause may be the cheapest way for the builder to communicate credibility to the buyer.

A third reason to enforce penalty clauses, as explained by Avery Katz, is that most penalties can be restated as bonuses. To illustrate, assume that Seller receives \$90 from Buyer for a promise to deliver goods that Buyer values at \$100 in 1 month. Further assume that the parties would like to stipulate that Seller pays Buyer damages of \$125 for breach of contract. This stipulation, however, creates a penalty of \$25 for breach, so the courts might not enforce the penalty. The first row of Table 7.2 summarizes the numbers for the penalty contract. With performance of the penalty contract, Buyer's net payoff equals  $100 - 90 = 10$  and

<sup>17</sup> See Charles Goetz & Robert Scott, *Liquidated Damages Penalties and the Just Compensation Principle: Some Notes on an Enforcement Model of Efficient Breach*, 77 COLUM. L. REV. 554 (1977). For a sophisticated economic argument in favor of the traditional view, limiting stipulated damages to a reasonable approximation of what a court would have awarded in damages, see Eric L. Talley, *Contract Renegotiation, Mechanism Design, and the Liquidated Damages Rule*, 46 STAN. L. REV. 1195 (1995). Talley argues that the traditional view facilitates Coasean bargaining in the event that the parties modify the contract.



Table 7.2

		SELLER'S					
			PAYOFF	ACTUAL		SELLER'S	BUYER'S
		PERFOR-	FROM	HARM	PENALTY	LOSS	GAIN
		MANCE	PERFOR-	FROM	FOR	FROM	FROM
	PRICE	BONUS	MANCE	BREACH	BREACH	BREACH	BREACH
Penalty contract	90	0	90	100	25	−35	+35
Bonus contracts	65	25	90	100	0	−35	+35

Seller's net payoff equals \$90. With breach of the penalty contract, Buyer's net payoff equals  $125 - 90 = 35$  and Seller's net payoff equals  $90 - 125 = -35$ .

To increase the probability of enforcement by the court, the parties can reword the contract so that a bonus for performance replaces a penalty for breach in the language of the contract, but the two contracts have identical material outcomes. To achieve this end, the alternative contract stipulates that Buyer pays Seller \$65 on signing the contract and Buyer pays Seller \$25 as a bonus for performance. Buyer's net payoff from performance thus equals  $100 - 65 - 25 = 10$  and Seller's net payoff equals  $65 + 25 = 90$ , which is the identical outcome as with the penalty contract. In the event that Seller breaches the bonus contract, Seller pays Buyer's actual damages of 100. Thus, Buyer's net payoff from breach equals  $100 - 65 = 35$ , and Seller's net payoff equals  $65 - 100 = -35$ , which is the identical outcome as with the penalty contract. The penalty contract apparently contains an illegal penalty and the bonus contract apparently contains a legal bonus, even though the contracts are materially identical. The point of this example is that not enforcing penalties creates incentives to re-draft identical contracts with bonuses.

**QUESTION 7.6:** Earlier we explained that specific performance is the usual remedy for breach of a contract to deliver goods for which no close substitutes exist, whereas damages are the usual remedy when close substitutes exist. Use the "closeness of substitutes" to explain why the death of an artist releases his estate from any contracts that he signed to paint portraits, whereas the death of a house painter does not release her estate from contracts that she signed to paint houses.

**QUESTION 7.7:** Restitution is usually inadequate to compensate the victim. What practical reasons do courts have for using restitution as a remedy?

**QUESTION 7.8:** Assume that a swindler must disgorge her profits if she gets caught. In order to make swindling unprofitable (expected value of swindling equals zero), how high must the probability of getting caught be?



**QUESTION 7.9:** Can you describe conditions when specific performance is an impossible remedy? Can you describe conditions when specific performance is an unfair remedy to a third party? (Hint: Suppose the dealer in New York breached his contract and sold Faulkner's manuscript to someone else.)

**QUESTION 7.10:** Construction company C and landlord L negotiate to build an office building for occupancy on Sept 1. Landlord L wants to sign up commercial renters to occupy the building on Sept 1. Unforeseeable causes often delay construction projects. C is willing to take this risk. C proposes a price of \$10 million and a liquidation clause requiring C to pay L \$1500 per day for completing the building late. You are a lawyer hired by L to help on the contract. L tells you in private that he will actually lose \$1000 per day of delay, not \$1500 per day. How would you explain to L that he might benefit from proposing to reduce liquidated damages from \$1500 to \$1000 per day?

#### WEB NOTE 7.2



Our website discusses some further issues having to do with stipulated damages, includes an excerpt from a decision by Judge Posner in which he had to determine the enforceability of a penalty clause, and of other remedies.

## B. Models of Remedies

Having described the remedies for breach of contract, we now analyze them. An economic analysis of remedies models their effects on behavior. Remedies affect many kinds of behavior, but we cannot model all of them.<sup>18</sup> Our analysis concentrates on these three:

1. the promisor's decision to breach or perform,
2. the promisor's investment in performing, and
3. the promisee's investment in reliance on the promise.

**Efficient Breach and Performance** When circumstances change, not performing a promise can be more efficient than performing. In these circumstances, non-performance occurs in two ways. First, the promisor can *breach* the contract by breaking his promise, which theorists call "efficient breach." Second, the parties can renegotiate and modify the contract to allow non-performance of the original obligation.

<sup>18</sup>Here is a partial list of affected behaviors: (1) searching for trading partners; (2) negotiating exchanges; (3) drafting contracts (explicitness); (4) keeping or breaking promises; (5) taking precaution against events causing breach; (6) acting in reliance on promises; (7) acting to mitigate damages caused by broken promises; and (8) resolving disputes caused by broken promises.



To illustrate, assume that A promises to build a custom widget and deliver it to B on September 1. On August 1, A learns that building the widget will cost more than anticipated and more than its worth to B. This is an unfortunate contingency. Alternatively, A may learn that C values the widget far more than B, so delivering it to C creates more value than delivering it to B. This is a fortunate contingency. In either case, performing the promise to build and deliver the widget to B is inefficient. To avoid inefficiency, A can breach the contract and suffer the consequences, such as paying damages to B. Alternatively, A can renegotiate the contract with B and obtain a release from its terms, which usually involves A giving B something that B values more than performance.

When non-performance is more efficient than performance, what determines whether A will breach the contract or renegotiate it? According to the Coase Theorem, the parties will renegotiate whenever transaction costs are low. In renegotiating, the parties will divide the surplus from substituting a more efficient contract for the original one. The terms of the renegotiated contract will depend on the bargaining power of the parties, which in turn depends on the legal remedy in the event that bargaining fails. The next two sections explain how the legal remedy (e.g., expectation damages or specific performance) affects bargaining power when there is an unfortunate or a fortunate contingency.

*a. Unfortunate Contingency* We modeled an unfortunate contingency in the preceding chapter by using the agency game. In the relevant version of the agency game, the agent (second player) promises to cooperate with the principal (first player). When making the promise, the future cost of cooperating remains uncertain. The cost of cooperating might be low or high. Low costs are likely and high costs are unlikely. High costs of performing are an unfortunate contingency that makes breach efficient.

Figure 7.2, which reproduces numbers used to construct Figure 6.3 from the preceding chapter, depicts these payoffs in a matrix. Cooperating sometimes costs the agent zero and sometimes costs 1.5. The first column indicates the payoffs when cooperation costs zero, and the second column indicates payoffs when cooperation costs 1.5. The third column indicates the payoffs from appropriation.

Figure 7.2 describes payoffs when the parties do *not* have an enforceable contract. If the principal invests, then the agent receives more from appropriating than cooperating. Consequently, the agent's best move is to appropriate. The principal,

**FIGURE 7.2**

**Agency game with variable cooperation costs and without contract.**

		Second player (agent)		
		Cooperating (costs 0)	Cooperating (costs 1.5)	Appropriate
First player (principal)	Invest	.5	-1.0	1.0
	Don't invest	0	0	0



FIGURE 7.3

Agency game with contract and variable cooperation costs.

		Second player (agent)		
		Performing (costs 0)	Performing (costs 1.5)	Breach & pay damages
First player (principal)	Invest (contract)	.5	−1.0	−.5
	Don't invest (no contract)	0	0	0

who anticipates that the agent will appropriate, has no legal remedy. Consequently, the principal's best move is "don't invest." Thus, absence of an enforceable contract in Figure 7.2 prevents the parties from cooperating.

The payoffs in the agency game *with* an enforceable contract are shown in Figure 7.3, which reproduces Figure 6.4 from the preceding chapter. If the agent performs, then the principal's net payoff equals .5, as shown in columns one and two of Figure 7.2 and Figure 7.3. The agent may perform voluntarily to satisfy the contract, in which case columns one and two illustrate keeping the contract. Alternatively, the agent may perform involuntarily to satisfy a court order, in which case columns one and two illustrate the remedy of specific performance for breach. The remedy of expectation damages puts the principal in the same position as if the agent had performed. In column three, the principal's net payoff after breach and damages equals .5, so column three depicts expectation damages.

Consider whether the principal in Figure 7.3 maximizes profits by investing or not investing. The first row in the figure indicates that the principal receives .5 from investing, regardless of whether the agent performs or breaches. Alternatively, the second row in the figure indicates that the principal receives a payoff of zero from not investing. The principal maximizes his or her payoff by investing.

Now consider whether the agent in Figure 7.3 maximizes profits by performing or breaching. If the cost of performance is low, the agent's best move is to perform, which pays .5. If the cost of performing is high, the agent's best move depends on the remedy for breach. Damages and specific performance yield different decisions. First consider the remedy of damages. The remedy of damages gives the agent a choice between performing or breaching and paying damages. The agent's payoff from performing at high cost in Figure 7.3 equals −1.0. Alternatively, the agent's payoff from breaching and paying damages equals −.5. Thus, the agent in Figure 7.3 breaches and pays damages whenever the cost of performance is high.

Now consider the remedy of specific performance. This remedy gives the principal a right to the agent's performance, regardless of its cost. If the principal asserts this right, then the agent will be forced to perform even when the costs of performance are high. If the principal in Figure 7.3 forces the agent to perform at high costs, the agent receives −1.0 and the principal receives .5.

Instead of exercising this right, however, the principal might respond to the unfortunate contingency by renegotiating the contract. If renegotiations succeed,



the principal will agree to accept damages in exchange for allowing the agent to breach. When the agent breaches, the joint payoffs equal zero in Figure 7.3. Alternatively, if renegotiations fail, the principal will exercise his or her right to performance. The joint payoffs for performing at high cost equal  $(-1.0 + .5)$  or  $-0.5$  in Figure 7.3. The difference in joint payoffs between performing at high cost and breaching equals the surplus from successful renegotiations. The surplus from successful renegotiations in Figure 7.3 thus equals  $0 - (-1.0 + .5) = .5$ .

Successful renegotiation allows the parties to share the surplus of .5. We discussed the division of a bargaining surplus at length in Chapter 4. Rationality, alone, does not generally prescribe a division of the surplus. Consider a reasonable way to divide the surplus. Without renegotiating the contract, the principal can force the agent to perform, which yields a payoff of .5 to the principal. The principal must receive at least .5 in order to benefit from renegotiating the contract. In addition to .5, the principal will want a share of the surplus. A reasonable division of the surplus gives half of it, or .25, to each player. Consequently, a reasonable renegotiation of the contract gives the principal  $(.5 + .25 = .75)$ . The agent pays .75 to the principal in exchange for not exercising his or her right to specific performance. (Can you demonstrate that this solution also gives the agent the payoff that he or she can get independently plus half the surplus from cooperation?<sup>19</sup>)

Efficiency requires the players to choose the actions that maximize the sum of the payoffs to the principal and agent. The sum of the payoffs is found by adding the two numbers in each cell in Figure 7.3. It is easy to see that to perform at low cost is more efficient than breaching, whereas breaching is more efficient than performing at high cost. We have shown that the remedy of damages causes the agent to perform at low cost and to breach rather than to perform at high cost. In contrast, the remedy of specific performance causes the agent to perform at low cost, and the agent sometimes breaches and sometimes performs at high cost. The agent performs at high cost when renegotiations fail. Consequently, the damage remedy is always efficient, whereas specific performance is sometimes inefficient.

The difference in efficiency between the two remedies is easy to understand. The remedy of damages gives the promisor the choice of performing or breaching and paying damages. The promisor can choose the cheaper alternative.<sup>20</sup> In contrast, the remedy of specific performance gives the promisee the right to performance, regardless of its costs. Exercising this right in the wrong circumstances causes the inefficiency. To avoid the inefficient exercise of the right to specific performance, the parties must succeed in renegotiating the contract. Successful renegotiation can restore efficiency to the decision to breach. As long as the principal and agent can renegotiate successfully, the damage remedy affects distribution but not efficiency.

<sup>19</sup> Without renegotiation, the agent will be forced to perform at high costs, which yields the agent a payoff equal to  $-1.0$ . A reasonable renegotiation gives the agent half the surplus, or .25. Therefore, the agent's payoff after renegotiation should equal  $-1.0 + .25 = -.75$ .

<sup>20</sup> Recall that perfect expectation damages internalize the full cost of breach to the promisor. Consequently, the promisor chooses the cheaper alternative based on *social costs*, as required for efficiency.



You should already know this conclusion about renegotiations from studying the positive Coase Theorem in Chapter 4, especially the example of the laundry and the electric company. According to the positive Coase Theorem, private bargaining under zero transaction costs always succeeds in allocating resources efficiently. Given zero transaction costs, the law influences distribution but not efficiency. We have just applied the Coase Theorem to contracts. We found that the agent will breach efficiently, regardless of the rule of law, provided that renegotiations succeed. Given costless renegotiations, the legal remedy for breach of contract influences distribution but not efficiency. Given costly renegotiations, however, the damage remedy for breach of contract has an advantage over specific performance, just as compensation has an advantage over injunction in nuisance cases with high negotiations costs.

**WEB NOTE 7.3**

In this section we raised the possibility of the parties' renegotiating the terms of the contract after it had been formed but before it had been fully performed. This issue of contract modification is an important and intriguing one about which there has been some interesting economic analysis. See our website for more.

*b. Fortunate Contingency* The preceding discussion explained that when an unfortunate contingency makes performance uneconomical and the promisor wants to avoid performing, the injunctive remedy increases the promisee's bargaining power in the ensuing negotiations relative to a damages remedy. Now we apply this line of argument to a *fortunate* contingency. A fortunate contingency is typically an alternative contract that is even more profitable than the original contract. When a fortunate contingency makes the promisor want to avoid performing on the original contract in order to profit even more from an alternative contract, the injunctive remedy increases the promisee's bargaining power in the ensuing negotiations relative to a damages remedy. With increased bargaining power, the promisee can extract a larger share of the surplus created by the fortunate contingency.

To demonstrate this fact, assume that person *A* values living in his house at \$90,000, and person *B* values living in *A*'s house at \$110,000. *A* promises to sell the house to *B* for \$100,000, which will create a surplus of \$20,000. Before completing the sale, however, person *C* appears on the scene and offers to buy the house from *A*. *C* values the house at \$126,000. *C* offers to pay \$118,000 for the house. *C*'s appearance creates a new, more profitable alternative to the original contract. Transferring the house from *A*, who values it at \$90,000, to *C*, who values it at \$126,000, creates a surplus of \$36,000. Figure 7.4 summarizes these numbers in the first column, which is labeled "Value placed on house."

Assume that the appearance of *C* causes *A* to breach the contract by refusing to sell the house to *B*. *B* sues *A*. Consider the payoffs to the three parties when the



**FIGURE 7.4**  
**Remedies.**

	Value placed on house	Distribution of surplus if no remedy	Distribution of surplus if remedy is specific performance	Distribution of surplus if remedy is expectation damages
Person A	\$90,000	\$28,000	\$10,000	\$18,000
Person B	\$110,000	\$0	\$18,000	\$10,000
Person C	\$126,000	\$8,000	\$8,000	\$8,000
Total		\$36,000	\$36,000	\$36,000

law gives *B* no remedy, thus allowing *A* to sell the house to *C*. *A*'s payoff equals the difference between the value of the house to him (\$90,000) and the sale price to *C* (\$118,000), or \$28,000. *B*'s payoff equals zero. *C*'s payoff equals the difference between the purchase price (\$118,000) and the value of the house to her (\$126,000), or \$8,000. Figure 7.4 summarizes these numbers in the second column, which is labeled "Distribution of surplus if no remedy."

Now assume that the courts respond to *B*'s suit against *A*'s breach by the remedy of specific performance. Specific performance is an order from the court for *A* to sell the house to *B* for \$100,000 as promised. *A*'s payoff equals the difference between the value of the house to him (\$90,000) and the sale price to *B* (\$100,000), or \$10,000. *B* will presumably resell the house to *C* for \$118,000. *B*'s payoff equals the difference between her purchase price (\$100,000) and her sale price (\$118,000), or \$18,000. *C*'s payoff equals the difference between the purchase price (\$118,000) and the value of the house to her (\$126,000), or \$8,000. Figure 7.4 summarizes these numbers in the third column, which is labeled "Distribution of surplus if remedy is specific performance."

Finally, assume that the courts respond to *B*'s suit against *A*'s breach by the remedy of damages. *A* breaches the contract with *B* and sells the house to *C* for \$118,000. *A*'s payoff equals the difference between the value of the house to him (\$90,000) and the sale price to *B* (\$118,000), or \$28,000. Having obtained a surplus of \$28,000, *A* must now pay damages to compensate *B* for breaching the contract. The extent of the damages will determine the division of the surplus of \$28,000 between *A* and *B*. Assume that the damages have been designed by the court to put *B* in the position she expected to be in if *A* had delivered the house and *B* had kept it. *B* expected to get a house that she values at \$110,000 for a price of \$100,000, yielding an expected surplus of \$10,000. By this calculation, *B*'s expectation damages equal \$10,000. Expectation damages produce the result that *A* gets \$18,000 in surplus, *B* gets \$10,000 in cash, and *C* gets a surplus of \$8,000 on purchasing the house. Figure 7.4 summarizes these numbers in the fourth column, which is labeled "Distribution of surplus if remedy is expectation damages."

Now let us compare the remedies of specific performance and expectation damages. Economic efficiency requires allocating resources to their highest-valued use. *C* values the use of the house more than *A* or *B*. Thus, an efficient remedy requires that *C* get the house. With specific performance, *C* buys the house from *B*,



and *B* gets more of the surplus than *A*. With expectation damages, *C* buys the house from *A*, and *A* gets more of the surplus than *B*. Either court-designed remedy creates efficient incentives for allocating the house, but the remedies differ in the pathway of the sale and the distribution of the surplus from exchange. As we showed in the previous section and in Chapter 4, given zero transaction costs, the law affects distribution but not efficiency. Figure 7.4 expresses this result. As long as *A*, *B*, and *C* can bargain successfully at zero transaction costs, the damages remedy affects distribution but not efficiency.

The remedy of expectation damages gives the promisor a choice between performing or breaching and paying damages. The distribution of the surplus favors the promisor when the remedy for breach is damages. In contrast, when the remedy is specific performance, the distribution of the surplus favors the promisee.

The Coase Theorem implies that court-designed remedies differ with respect to efficiency only when transaction costs are positive. When transaction costs are positive, the most efficient court-designed remedy minimizes the transaction costs of moving the good to its highest-valued use. Applied to our example, the most efficient court-designed remedy minimizes the transaction costs of moving ownership of the house from *A* to *C*. Figure 7.4 assumes the move can be made with zero transaction costs, which implies that both remedies are equally efficient (but differ in distributional consequences).

Earlier we explained that the consequences of protecting an entitlement by a damage remedy or an injunctive remedy are much the same in property and contract law. When property owners can negotiate at little cost, or the parties to a contract can renegotiate at little cost, the injunctive remedy strengthens the bargaining position of the entitled party without affecting the outcome's efficiency. When negotiations are costly, however, the remedy may affect their magnitude. As in property disputes, contract renegotiations may be simpler when the remedy is specific performance.

To see why, consider the task faced by the court when computing damages for *A*'s breach of contract with *B*. To determine compensatory damages, the court must estimate the value that *B* places on the house. The subjective valuation of the buyer is difficult for courts to estimate. The buyer's subjective valuation must exceed the sale price, but by how much? Lawyers could use up a lot of money arguing about whether *B* valued the house at \$105,000, \$110,000, or \$125,000.<sup>21</sup> This uncertainty clouds negotiations by the parties to settle the dispute out of court.

Unlike damages, the remedy of specific performance does not present courts with a problem of valuation. When the court applies this remedy, the court orders *A* to sell the house to *B* at the *contract price*. The court does not have to set a price. Nor does a transfer of the house to *B* have to occur. Bargaining may replace performance. In bargaining, each side will be uncertain about the other's valuation of the house. Many advantages exist to having markets, not courts, resolve price uncertainty.

<sup>21</sup> Determining the extent of damages in litigation is a specific form of what economists call the "problem of preference revelation." The general problem is to close the gap between objective prices and subjective values. Economists have had limited success trying to solve this problem.



Some economists think that the problem of valuation by courts is so severe that contract law should adopt specific performance more widely as a remedy.<sup>22</sup>

**QUESTION 7.11:** Assume that *A* values his house at \$90,000. *B* is willing to pay \$110,000 for *A*'s house in order to relocate closer to work. (Forget about person *C* for purposes of this question.) After signing a contract, *B*'s employer announces that the company will move to another city. In view of this fact, the value of the house to *B* is reduced to \$75,000. From an efficiency viewpoint, who should own the house, *A* or *B*? How will the parties achieve efficiency in allocating the house if the court enforces the contract?

**QUESTION 7.12:** Give examples of unfortunate and fortunate contingencies that could make breach of contract more efficient than performance. Give reasons why the parties might not insert explicit terms in the contract to deal with these contingencies, such as a term excusing breach when performance is very costly.

**QUESTION 7.13:** State the Coase Theorem as applied to remedies for breach of contract.

**QUESTION 7.14:** Assume that a fortunate contingency makes breach efficient for a sales contract, and assume that the parties cannot renegotiate the contract. Explain why the remedy of damages can save transaction costs by reducing the number of sales required to move the good to the person who values it most. Explain why the remedy of specific performance enables the court to avoid the problem of subjective valuations of the good.

## C. Investment in Performance and Reliance

We have compared the incentive effects of two different remedies (expectation damages and specific performance) on one kind of decision (performance or breach). Now we consider the incentive effects of several different remedies on two kinds of decisions (performance and reliance). Our analysis of property law revealed a paradox when we compared state actions that require compensation of private property owners for reductions in their property values ("takings") and state actions that require no compensation ("regulations"). Specifically, requiring compensation gives efficient incentives for state action and inefficient incentives for private owners to invest, whereas *not* requiring compensation has the opposite effect. We encounter the same paradox in contract law when we consider incentives effect on two kinds of decisions, performance and reliance.

**1. Paradox of Compensation** We begin by explaining the paradox of compensation in contracts. A contract imposes obligations on the promisor that are typically

<sup>22</sup> See Ulen, *supra* n. 15.



costly to perform. To perform or to increase the probability of performing, the promisor must invest. The promisor has an incentive to invest more on performing when liability for breach is higher. Conversely, the promisee can increase the value of performance by relying, but relying also increases the loss from breach. The promisee has an incentive to rely more when liability for breach is higher.

The following example illustrates the situation.

**Example—The Waffle Shop:** Yvonne owns a restaurant for economists that is called the Waffle Shop because of what it serves and whom it serves. Her business prospers so that she needs a larger facility. She enters into a contract with Xavier, a builder, who promises to construct the new restaurant for occupancy on September 1. Xavier knows that events could jeopardize completing the building on time, such as striking plumbers, recalcitrant city inspectors, or foul weather. He can reduce the probability of late completion by working overtime before the plumbers' contract expires, badgering the city inspectors, or accelerating work on the roof.

Yvonne anticipates a surge in business when she opens the new facility. To accommodate the surge in business, she needs to order more food than she can use in her old restaurant. She would like to order supplementary food for delivery on September 1 to assure continuous service, but she risks disposing of the supplementary food at a loss if the building is not completed on time.

Increasing the damages that Xavier must pay Yvonne for late completion of the building increases the incentives for Xavier to invest in performing and also increases the incentives for Yvonne to rely.

Earlier we compared perfect damages measures and concluded that expectation damages are at least as great as opportunity-cost damages, which are at least as great as reliance damages. So promisors' incentives to invest in performing diminish as the basis of damages changes from expectation to opportunity-cost to reliance. The same is true of Yvonne's incentives to invest in reliance.

What level of damages gives efficient incentives to invest, so that the promisor does not over- or under-perform? For efficient incentives, the promisor must fully internalize the loss that the promisee suffers from breach. Perfect expectation damages cause the promisor to internalize the loss fully, as required for efficiency. Because perfect expectation damages are at least as great as perfect opportunity cost damages, the latter must often allow the promisor to externalize part of the cost of breach. Similarly, because perfect opportunity-cost damages are at least as great as perfect reliance damages, the latter must often allow the promisor to externalize even more of the cost of breach.

Turning to the promisee, what level of damages gives efficient incentives to rely, so that the promisee does not over- or under-rely? For efficient incentives, the promisee must fully internalize the loss from breach, which means that the promisee should receive no damages. As the measure of damages increases from reliance to opportunity-cost to expectation damages, the promisee externalizes an increasing fraction of the loss from breach. Perfect expectation damages cause the promisee to externalize 100 percent of the loss. Applied to contracts, the



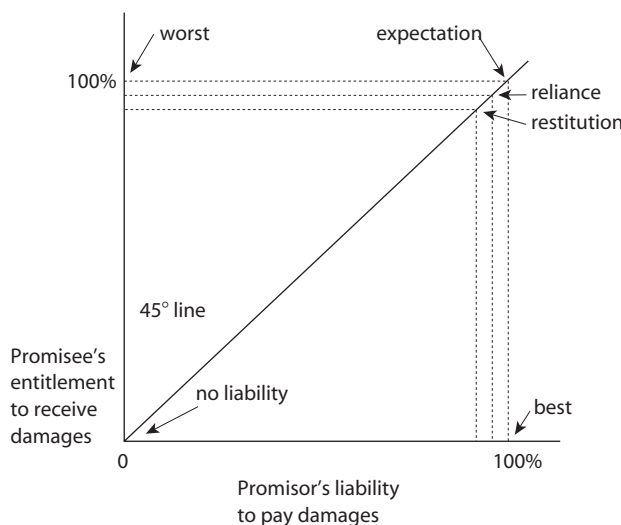
paradox of compensation is that, starting from perfect expectation damages, decreasing damages worsens the promisor's incentives and improves the promisee's incentives.

To illustrate the paradox of compensation, return to the example of Xavier and Yvonne. If Xavier is liable for the actual loss that late completion of the building causes, then Xavier fully internalizes Yvonne's benefits from timely completion. Consequently, he has efficient incentives to balance his cost of performing and the resulting benefit to Yvonne. Unfortunately, Xavier's liability distorts Yvonne's incentives. If Xavier is liable for the actual loss that late completion of the building causes, then Yvonne externalizes the cost of relying. In effect, Xavier will provide her with complete insurance against late completion. Consequently, she will have an incentive to act as if timely completion were certain and to order enough food for delivery on September 1.

Conversely, if Xavier is not liable for late completion, then Xavier externalizes the cost that late completion imposes on Yvonne, which gives inefficient incentives to Xavier and efficient incentives to Yvonne.

Figure 7.5 summarizes these facts. The horizontal axis measures the promisor's liability to pay damages, and the vertical axis measures the promisee's entitlement to receive damages. Along the 45-degree line, the promisor's liability to pay damages equals the promisee's entitlement to receive damages. With expectation damages, the promisor internalizes 100 percent of the cost of breach, so he has efficient incentives, but the promisee internalizes 0 percent of the cost of breach, so she has inefficient incentives. Conversely, at the graph's origin, where damages are zero, the promisor internalizes 0 percent of the cost of breach, so he has inefficient incentives, but the promisee internalizes 100 percent of the cost of

**FIGURE 7.5**  
**Promisee's entitlement to receive damages.**





breach, so she has efficient incentives. In between these extremes lie opportunity-cost damages and reliance damages, which cause both parties to internalize less than 100 percent and more than 0 percent of the cost of breach so, neither one has incentives that are fully efficient.

Here is the general form of the *paradox of compensation*. (1) In order for the injurer to internalize costs, he must fully compensate the victim. (2) In order for the victim to internalize costs, she must receive no compensation for her injuries. (3) In private law, compensation paid by the injurer equals compensation received by the victim. (4) Therefore, private law cannot internalize costs for the injurer and the victim as required for efficiency.

This paradox afflicts all areas of private law. You met the paradox of compensation in Chapter 4 when we discussed compensation for the taking of property by the state, and you will meet the paradox again in the next chapter when we consider compensation for accidents. In contract law, this paradox takes the following form. (1) In order for the promisor to internalize the benefits of precaution, he must fully compensate the promisee for breach. (2) In order for the promisee to internalize the costs of reliance, she must receive no compensation for breach. (3) In contract law, compensation paid by the promisor for breach equals compensation received by the promisee. (4) Therefore, contract law cannot internalize costs for the promisor and promisee as required for efficiency.

**2. Unverifiable Acts and Anti-insurance** According to Figure 7.5, liability for perfect expectation damages gives efficient incentives to the promisor and inefficient incentives to the promisee. Why not solve the paradox of compensation by having everyone promise to act efficiently all of the time? This solution fails because the promises are enforceable. To enforce a promise, a court must verify whether it was performed or broken. Many promises to act efficiently are unverifiable by courts.

To appreciate the problem, consider the example of the Waffle Shop in which Xavier promises to complete a building for Yvonne on September 1. To finish construction on time, Xavier needs Yvonne to use her political influence to obtain construction permits from city officials. The parties cannot foresee the exact assistance that Xavier needs from Yvonne, such as lobbying a council member or calling the mayor. Given this uncertainty, the parties insert an indefinite term into the contract: Yvonne promises to make her “best efforts” to assist Xavier in obtaining construction permits. The “best efforts” clause is largely unenforceable because the level of Yvonne’s assistance is unverifiable in court. (Later we discuss why parties so often write contracts with indefinite terms like “best efforts.”)

In general, when two people cooperate to supply inputs to a joint venture, some of the inputs are unverifiable. To maximize the value of cooperation, the parties try to write a contract that will induce them to supply the efficient combination of inputs. But promises concerning unverifiable inputs are unenforceable.

Instead of promises about unverifiable inputs, the parties should try to solve the problem by focusing on liability for the output. Anyone who is 100 percent liable for the output internalizes the benefits and costs of the inputs, including the unverifiable inputs, as required for efficiency. Thus, the contract may stipulate that



the builder must pay \$1000 per week to buyer for late completion of the building. If buyer's actual cost of delay equals \$1000 per week, builder internalizes the benefits of completing the project on time. Buyer, however, is indifferent between timely completion of the building and receiving damages of \$1000 per week for late completion, so buyer externalizes the costs of late completion of the building. To make buyer internalize the costs of late completion, buyer must receive *no* compensation for the harm caused by late completion of the building. With zero compensation, buyer bears 100 percent liability of the costs of late completion. If buyer received no compensation for builder's late performance, then buyer would have strong incentives to assist builder with the construction permits.

To make builder 100 percent liable for the output and to make buyer receive 0 percent compensation for builder's breach, the contract must involve a third party. The contract should stipulate that the promisor who breaches must pay damages to the third party, not to the promisee. Thus, builder promises to pay \$1000 per week for late completion of the building *to a third party*, so builder is 100 percent liable and buyer bears 100 percent of the loss caused by builder's breach of contract. Total liability of builder and buyer adds up to 200 percent. *In general, the efficient supply of unverifiable inputs requires each of the two parties to be liable for 100 percent of the output, so their total liability adds up to 200 percent.*

This kind of three-party contract is called *anti-insurance*.<sup>23</sup> To understand its name, consider three possibilities in the preceding example: no insurance, liability insurance, and anti-insurance. With no insurance, builder pays 100 percent of the cost of breach to buyer, so builder and buyer bear a total of 100 percent of the harm. With liability insurance, insurer pays 100 percent of the damages from breach owed by builder to buyer, so builder and buyer bear a total of 0 percent of the harm. With anti-insurance, builder pays 100 percent of cost of breach to the third party, so builder and buyer bear a total of 200 percent of the harm. At this point in history, anti-insurance is mostly a theoretical idea, but a person who understands anti-insurance also understands the incentive problem of unverifiable acts.

**3. Contract Solutions to the Paradox of Compensation** We have been discussing incentives for promisee to assist promisor, such as Yvonne helping Xavier with the construction permits, which increases the *probability* of performance. Now we return to incentives for promisee to rely on the promise, such as Yvonne ordering food for delivery on the day when the new restaurant is supposed to be ready, which increases the *value* of performance. In some contracts both parties want the promisee to rely fully, as if performance were certain. In other contracts both parties want the promisee to restrain reliance in light of uncertainty about performance. In the later case, the paradox of compensation predicts that compensating the victims of breach will cause them to over-rely.

<sup>23</sup>Robert Cooter & Ariel Porat, *Anti-insurance*, 31 J. LEGAL STUD. 203 (2002). Note that the third party, called the "anti-insurer," gains \$1000 from breach in our example and loses nothing from performance, so the contract is very profitable for the anti-insurer. Competition among anti-insurers would cause them to pay first two parties for the right to perform this profitable service.



Before discussing legal mechanisms to avoid promisee's over-reliance, we will explain a general strategy for solving the paradox of compensation. Efficient incentives often require internalization of *marginal* costs but not internalization of *total* costs. One way to achieve this goal is to base compensation on the hypothetical harm caused by breach, not the actual harm. *Hypothetical* expectation damages equal the gain that the promisee would have obtained from performance if promisee had relied efficiently. Hypothetical expectation damages thus restore the promisee to the position that she would have enjoyed if the promise had been kept and she had relied efficiently. Hypothetical expectation damages do not compensate for *actual* harm. The promisee bears the actual losses caused by the promisee's over-reliance.

To illustrate, assume that breach causes the promisee who relies efficiently to lose \$100, and breach causes the promisee who over-relies to lose \$125. Hypothetical expectation damages equal \$100. If the court awards hypothetical expectation damages, then the promisee who over-relies and suffers a loss of \$125 from breach bears the additional loss of \$25. Thus the promisee internalizes the marginal cost of his actual reliance, as required for efficient incentives.

Liability for hypothetical expectation damages can arise in two ways. First, the contract can stipulate damages at the level required for hypothetical expectation damages. In the preceding case, the parties could give themselves efficient incentives by inserting a liquidation clause into their contract that stipulates damages of \$100 for breach. Second, if the parties fail to stipulate damages, the court might decide not to compensate for harm caused by over-reliance. In the preceding case, the court would deduct \$25 from the actual harm of \$125 caused by breach and set damages equal to \$100.

Instead of approaching the problem directly and deducting damages from over-reliance, courts actually approach the problem indirectly through the doctrine of *foreseeability*. The reliance that the promisor could reasonably expect the promisee to take in the circumstances is foreseeable. In contrast, unforeseeable reliance exceeds the amount that the promisor could reasonably expect the promisee to take in the circumstances. The foreseeability doctrine in common law compensates for foreseeable reliance and does not compensate for unforeseeable reliance. The foreseeability doctrine thus imposes a cap on damages. If "foreseeable reliance" equates with "efficient reliance," then the foreseeability doctrine caps damages at the level required for efficient incentives.

The famous case of *Hadley v. Baxendale* established the principle that over reliance is unforeseeable and non-compensable. To summarize the facts of this case, Hadley owned a gristmill; the main shaft of the mill broke; and Hadley hired a shipping firm where Baxendale worked to transport the shaft for repair. The damaged shaft was the only one in Hadley's mill, which remained closed awaiting return of the repaired shaft. The shipper did not deliver the shaft expeditiously. After the tardy return of the repaired shaft, Hadley sued for breach of contract and asked for damages equal to his profits lost while his mill remained closed awaiting the return of the shaft. The defendant claimed that the measure of damages (if there was a breach) should be much less. The shipper assumed that Hadley, like most millers, kept a spare shaft. The shipper contended that Hadley did not inform



him of the special urgency in getting the shaft repaired.<sup>24</sup> The shipper prevailed in court on the damages issue, and the case subsequently stands for the principle that recovery for breach of contract is limited to foreseeable damages.<sup>25</sup>

Consider the connection between a cap on damages and marginal reliance. As long as the actual harm is below the cap, additional reliance that increases the actual harm also increases the damages received by the promisee. When the actual harm rises to the level of the cap, however, additional reliance that increases the actual harm does not increase the damages received by the promisee. Once the cap is reached, damages are invariant, and the promisee bears the marginal cost of additional reliance. The rule of *Hadley* is not the only way to make damages invariant with respect to reliance. Liquidated damages are also invariant with respect to reliance. Stipulating an exact amount of damages in the contract is a common mechanism used to prevent over-reliance.

According to the doctrine of *Hadley*, a promisee who faces unforeseeable damages can *inform* the promisor in advance so that the promisor foresees the actual damages. In principle, informing the promisor makes him liable for the actual harm caused by breach, including the harm that an uninformed promisor would not foresee. Thus, the *Hadley* doctrine provides a powerful incentive for the promisee to disclose information to the promisor when they make the contract.

Theorists have developed useful language to describe these facts: the *Hadley* doctrine forces disclosure of information by creating a “penalty default rule.” The default rule, which applies if the promisee does not inform the promisor about extraordinary harm from breach, penalizes the promisee by disallowing recovery of unforeseeable harms.<sup>26</sup>

A clever game theorist might note that, under certain circumstances, a market mechanism reveals the facts about reliance even without the law forcing this result. Consider a world with many low-reliance promisees and a few high-reliance promisees. Without the rule of *Hadley*, each low-reliance promisee will want to reveal this fact to the promisor and then negotiate a lower price for the contract. The promisor can infer that any promisee who does not negotiate a lower price must be a high-reliance promisee. Like the rule of *Hadley*, this market mechanism causes the promisor to learn all of the facts about harm to the promisees from non-performance. The difference is that the *Hadley* rule causes the high-reliance promisees to make the revelation, whereas the market mechanism causes the low-reliance promisees to make the revelation. It is cheaper for the few to reveal their special circumstances than for the many to reveal their ordinary circumstances. Compared to the market mechanisms, the *Hadley* rule reduces the transaction costs of revealing the facts about the promisee’s expected damages from breach.

<sup>24</sup> Hadley contended that he did inform the shipper that repairs were urgent because this was his only shaft.

<sup>25</sup> The rule in *Hadley v. Baxendale* may be found in RESTATEMENT (SECOND) OF CONTRACTS § 351(1) (1979).

<sup>26</sup> The term “penalty-default rule” is due to Ian Ayres & Robert Gertner, *Filling Gaps in Incomplete Contracts: An Economic Theory of Default Rules*, 87 YALE L. J. 87 (1989).



**QUESTION 7.15:** Explain the difference between foreseeable events and foreseen events.

**QUESTION 7.16:** Assume that you have taken some very valuable photographs. You want to inform the developer so that he will be liable for extraordinary damages in the event that he harms the film. Instead, the developer makes you sign a contract stipulating damages at the ordinary level. If the developer subsequently loses the photographs, would you expect to recover damages at the extraordinary or the ordinary level?

**QUESTION 7.17:** Restraining reliance before breach reduces the harm that it causes. “Mitigating” damages after breach also reduces the harm that it causes. In the Waffle Shop case, for example, Yvonne can mitigate harm by reselling the supplemental food order to another restaurant. The common law requires the promisee to mitigate damages. Specifically, the promisee must take reasonable actions to reduce losses from the promisor’s breach. Describe the efficient amount of mitigation. How could the mitigation requirement create an incentive for efficient mitigation?

**3. Time** We have discussed the incentive effects of liability for breach without explicitly discussing the timing of contractual acts. Contracts often follow a sequence like this one:

Time 0: Buyer pays seller for the promise to deliver a good at time 2.  
 Time 1: Buyer begins to rely. Seller begins to make the good.  
 Time 2: Buyer finishes relying. Seller delivers the good.

0 .....	1 .....	2
pay & promise	begin relying & performing	finish relying & performing

If seller breaks the promise and fails to deliver the good at time 2, seller must pay damages to buyer. Expectation damages equal the price at which a close substitute can be bought at time 2.

To illustrate concretely, assume that buyer pays 100 at time 0 for seller’s promise to deliver good *g* at time 2. If seller breaches at time 2 and good *g* is selling for 125 at time 2, then expectation damages equal 125. Seller must return 100 already paid by buyer and also pay 25 to cover the increase in the good’s price.

Sometimes the seller anticipates at time 1 that he will breach the contract at time 2. Seller, consequently, renounces the contract at time 1 and tells buyer that he will not perform as promised. Renouncing the contract is called “anticipatory breach.” Expectation damages for anticipatory breach have two possibilities. First, buyer can purchase a substitute at the time of anticipatory breach and ask for damages equal to its price. In our example, assume that a contract costs 110 at time 1 to deliver good *g* at time 2. When seller renounces the contract at time 1, buyer pays 110 for the substitute contract and asks for compensation of 110 from seller.



Second, buyer can wait until time 2, purchase a substitute for 125, and ask for damages equal to 125. Either approach puts buyer in the same position as if seller had performed the contract, so buyer has no reason to prefer one instead of the other.

In the preceding example, the price of the promised performance rises with time from 100 at time 1 to 110 at time 1, and to 125 at time 2. Alternatively, consider the consequences of a falling price. Assume that buyer pays 100 at time 0 for seller's promise to deliver good *g* at time 2. If seller breaches at time 2 and good *g* is selling for 80, then expectation damages equal 80. Seller must return 80 out of 100 already paid by buyer, and seller can keep 20.

Paying now for delivery on the spot is called a "spot contract." Paying now for a promise to deliver a good in the future is called a "futures contract." We can restate the preceding conclusions in this language. Expectation damages for breach of a futures contract equal the spot price of a substitute at the promised time of delivery. Expectation damages for anticipatory breach equal the futures price at the time of renunciation or the spot price at the promised time of delivery. Either damage measure puts promisee in the same position as if promisor had performed the contract.

Promisor usually breaches or renounces the contract because his costs of performing rise unexpectedly. Instead of breaching or renouncing the contract in these circumstances, promisor can buy the good from someone else and deliver it to promisee. By purchasing and delivering a substitute, promisor would perform as promised instead of breaching the contract. Given a market for substitute performance, it makes little difference whether the promisor buys a substitute and delivers it (performs), or promisee buys a substitute and obtains reimbursement from promisor (non-performance and compensation).

The main difference is transaction costs. Performance is more efficient than non-performance when promisor can purchase a substitute at lower cost than promisee. Conversely, non-performance is more efficient than performance when promisee can purchase a substitute at lower cost than promisor. In the latter case, non-performance can take the form of renegotiating the contract, in which case promisor agrees to pay promisee the price of buying the substitute and promisee agrees to release promisor from the original contract. Alternatively, non-performance can take the form of promisor breaching the contract and paying damages to promisee.

We have explained that a market for substitute performance and low transaction costs enable seller to perform at the same cost as paying damages for breach. Because seller can avoid breach at no extra cost, seller can avoid paying damages in the event that courts set damages too high. Specifically, seller is indifferent whether courts set expectation damages for anticipatory breach equal to the futures price at the time of renunciation or the spot price at the promised time of delivery.<sup>27</sup>

<sup>27</sup> If seller thinks that the price of good *g* will rise, then seller who breaches prefers for buyer to purchase the substitute sooner rather than later. If seller thinks that the price of good *g* will fall, then seller who breaches prefers for buyer to purchase the substitute later rather than sooner. In either case, if seller fears that buyer will not act as seller prefers, then seller can simply purchase the substitute himself and not breach the contract. With a market for substitute performance and low transaction costs, little is at stake.



We have explained that expectation damages for breach of a futures contract equals the market price of a close substitute. Sometimes, however, a good does not have a close substitute, as with a customized computer program, a house designed by a particular architect, or a performance by an opera star. When goods are differentiated, the price of the nearest substitute imperfectly reflects the value of performance to the promisee. With differentiated goods, difficulty in computing expectation may cause the courts to award reliance damages. We have already explained that reliance damages for breach of contract to deliver differentiated goods creates an incentive problem: Promisor does not fully internalize the cost of breach to promisee, so promisor will repudiate too soon and too often.

In our example, assume that buyer invests 5 in reliance at time 1 and 10 in reliance at time 2. Reliance damages for breach at time 2 equal the buyer's investment in reliance at time 1 and 2, or 15. Reliance damages for anticipatory breach at time 1 equal the buyer's investment in reliance at time 1, or 5. One reason why seller tries to renounce the contract at time 1 is to reduce his liability for reliance damages. In any case, buyer values performance more than her investment of 5 or 15 in reliance. Liability for reliance damages causes seller to repudiate too soon and breach too often because the cost to seller, which is 5 or 15, is usually less than cost to buyer, which is the value of performance.

We mentioned that promisor usually breaches or renounces the contract because his costs of performing rise unexpectedly. When a promised performance has no close substitutes, a rise in its cost usually causes the parties to enter new discussions about the contract. The success of renegotiations often depends on the clarity of the party's rights and duties. Unfortunately, the common law of anticipatory breach is unclear, which causes inefficiencies and other problems.<sup>28</sup> To appreciate these facts, we will explain the elements of a theory of renegotiation.

The preceding chapter developed the fundamental economic principle of contract law: Enforce promises when both parties wanted enforceability at the time the promises were given. This principle achieves Pareto efficiency by giving the parties what they want (enforceability) at the time that they want it. A renegotiated contract arises from an earlier contract and supercedes it. The fundamental principle for enforceability of renegotiations is the same as for any contract: Enforce renegotiated contracts when both parties wanted enforceability at the time of the renegotiation.

According to this principle, the court should enforce a renegotiated contract when both parties expect to benefit more from the new contract than from the persistence of the old contract. When circumstances change and the promisor must breach a contract without close substitutes, a renegotiated contract can often

<sup>28</sup> Here are some complexities that make the law unclear: After partial performance, the promisor can repudiate the contract, in which case promisee will receive no compensation for subsequent reliance. Until the promisee responds to repudiation by changing his position (e.g., by pertaining alternative performance from third party), the promisor can "repudiate the repudiation" under some circumstances, and re-establish the contract. In addition, the promisee may be able to "resist repudiation for a commercially reasonable time." For an economic analysis of anticipatory repudiation, see George Triantis & Jody Kraus, *Anticipatory Repudiation Reconsidered*, 6 VIRGINIA J. 54 (2003).



benefit both parties. Both parties benefit because the promisor and promisee often remain better partners for their cooperative venture than anyone else, so they need to continue collaborating but on different terms. We will return to the theory of renegotiation when we consider contracts made under duress.

**QUESTION 7.18:** At time 0, buyer pays for seller's promise to deliver good *g* at time 2. Seller renounces the contract at time 1. Perfect substitutes for good *g* exist in the market. A futures contract at time 1 for a substitute costs 110. Buyer, however, does not buy a substitute at time 1. Instead, buyer waits until time 2 and purchases a substitute on the spot market, which turns out to cost 125. Buyer sues for expectation damages of 125, and seller responds that expectation damages equal 110. The court must decide which level of damages to apply. Explain why the choice between these two damage remedies matters little to the future behavior of parties like this buyer and seller.

**QUESTION 7.19:** At time 0, buyer pays for seller's promise to deliver good *g* at time 2, where *g* is a differentiated good. Assume that the preceding numbers given above indicate the price of the closest substitute (which is not very close) and the extent of buyer's reliance. Seller's costs of performing rise unexpectedly, so seller and buyer bargain in an attempt to renegotiate the contract. Explain why seller would rather renegotiate in circumstances where the court gives reliance damages for breach rather than where the court gives expectation damages for breach.

## II. FORMATION DEFENSES AND PERFORMANCE EXCUSES

The first part of this chapter concerned the question, "What should be the remedy for breaking an enforceable promise?" The second part of this chapter concerns the question, "What promises should be enforced?" Our answer develops the prescription from the preceding chapter, in which we divided contractual obligations into default rules and regulations. Default rules fill gaps in contracts in order to reduce transaction costs. Regulations prescribe terms for contracts in order to correct market failures. The remainder of this chapter analyzes some of the major doctrines that fill gaps and regulate contracts. We will analyze selected doctrines in the order in which they appear in Table 7.3, which categorizes contract regulations as forms of market failure. (Table 7.3 reproduces Table 6.1 in the preceding chapter.)

When defendants invoke these doctrines in contract disputes, they can make two different claims. First, defendants can claim that they have no legal obligation to the plaintiff because no contract exists between them. These claims rely on "formation defenses." A formation defense asserts that the conditions for creating a contract were not satisfied. To illustrate, a man can argue that his promise to give a gift did not create a legal obligation.

Alternatively, defendants can concede that a contract exists, and then claim that they were excused from performing under the circumstances. These claims rely on "performance excuses." A performance excuse admits the existence of a



**Table 7.3**  
**Regulatory Doctrines of Contract Law**

<i>ASSUMPTION</i>	<i>IF VIOLATED, CONTRACT DOCTRINE</i>
<b>A. Individual Rationality</b>	
1. stable, well-ordered preferences	1. incompetency; incapacity
2. constrained choice	2. coercion; duress; necessity; impossibility
<b>B. Transaction Costs</b>	
1. spillovers	1. unenforceability of contracts derogating public policy or statutory duty
2. information	2. fraud; failure to disclose; frustration of purpose; mutual mistake
3. monopoly	3. necessity; unconscionability or lesion

contract and denies liability for breach. Liability is typically denied because unusual contingencies prevented performance. To illustrate, a manufacturer may argue that she is excused from delivering the promised goods because her factory burned down. Imperfect procedures provide formation defenses, and unusual contingencies provide performance excuses.

### **A. Incompetence**

A rational decision-maker can rank outcomes in order from least preferred to most preferred. In order to rank outcomes, the decision-maker must have stable preferences. If the decision-maker's preferences are unstable or disorderly, then he or she cannot make competent judgments about his or her own interests. Such a person is legally incompetent. For example, children, the insane, and some mentally retarded adults are legally incompetent.

In special circumstances, a competent person may suffer temporary incompetence. For example, ingesting a prescription drug can incapacitate. A temporarily incapacitated person may be unable to make legally enforceable promises. To illustrate, if a seller uses high-pressure tactics to confuse a consumer into signing an unfavorable contract, the consumer's lawyer may allege "transactional incapacity," which means an incapacity to make *this* transaction under *these* circumstances.

Most people look after their own interests better than anyone else would do for them. However, incompetent people cannot look after themselves, so others must look after them. Law assigns responsibility for protecting incompetent people from harmful contracts to the competent people with whom they deal. *Competent people must protect the interests of incompetent contractual partners or assume liability for failing to do so.* Thus, law interprets a contract between a competent person and an incompetent person so as to serve the best interests of the latter. For example, the law will excuse a legally incompetent promisor from performing a contract that he signed against his interests, whereas the law will require a legally competent person to perform a contract that serves the interests of an incompetent promisee.



Competent contractual partners are usually better situated than anyone else to protect incompetent people from harmful contracts. In other words, *competent contractual partners can usually protect incompetent contractual partners from harmful contracts at less cost than anyone else*. Thus, the law assigns liability for harm suffered by incompetent contractual partners to the competent people who can avoid the harm at least cost. In this matter, the law follows the general principle of tort law, according to which liability for accidents should fall on the party who can avoid them at least cost. We develop this principle at length in the next chapter.

**QUESTION 7.20:** A young girl found an attractive stone in the woods and sold it to a jeweler for \$1. Later, her family discovered that the stone was a rough diamond worth \$700. Her family asked the court to void the contract for incompetency. Who was situated to protect the young girl in this transaction at least cost?

**QUESTION 7.21:** Suppose that excessive drinking causes temporary incompetence, and suppose that someone who has drunk too much alcohol seeks to enter into a contract with someone who is sober. Contrast the incentive effects of enforcing and not enforcing such contracts.

## B. Dire Constraints and Remote Risks

We proceed down Table 7.3 from incompetence to constrained choice. Most bargains occur under conditions of moderate constraint, but sometimes one of the parties to a bargain faces a *dire* constraint. A dire constraint leaves the decision-maker with little or no choice. Contract law treats dire constraints differently from moderate constraints. A dire constraint can provide the promisor with a defense or an excuse for breaking a promise. We will discuss several relevant doctrines.

**1. Duress** Law prohibits people from making threats such as, “Work for me if you want your sister to come home safely from school,” or “I’ll ruin your business unless you sell it to me for \$3500.” If a person extracts a promise by using such a threat, the promise is called a “contract made under duress” and is unenforceable.

Unlike threats, law permits people to make demands such as “Pay me \$10 per hour or I’ll work for your competitor” or “My final offer for your car is \$3500, take it or leave it.” Demands occur routinely in bargaining. The fact that a person extracted a promise by making such a demand does not provide a defense or excuse for not keeping the promise.

A theory of duress must distinguish between forbidden threats and permitted demands. We will use bargaining theory to draw the distinction. First we review the fundamentals of bargaining as explained in Chapter 4. In a bargaining situation, the parties can produce more by cooperating (“surplus”) than they can on their own. In order to cooperate, they must agree to divide the cooperative product. In dividing the cooperative product, both parties must receive at least as much as they can get on their own (“threat value”). Bargaining often involves exchanging demands and offers in an attempt to agree on the price of cooperation.



It is easy to see why the law permits people to make demands when bargaining. People know more about their own interests than anyone else, and people protect their own interests more persistently than anyone else. Most people can decide for themselves which cooperative ventures to join far better than anyone else can decide for them. The state can help people to make their own decisions by enforcing private bargains. Conversely, the state can prevent people from making their own decisions by prohibiting private bargains. Efficiency requires the state to facilitate private bargains, not to prohibit them.

Insofar as the law forbids private bargains, a third party must decide who should cooperate with whom. Third parties typically lack the information and motivation to make such decisions. For example, the most complete prohibition of private bargains occurred under central planning in communist countries. Many planning officials cared for personal power more than efficiency, and those who cared about efficiency lacked the information to make decisions for other people. Central planning collapsed under the weight of its own inefficiency.

Many modest attempts by the state to restrict private bargains have failed. For example, most wealthy nations have abandoned attempts by the state to set prices for consumer goods. As an alternative to state planning or price-setting, the law typically enforces promises given in response to demands.

Bargaining, which involves demands and offers, is the opposite of coercion, which involves threats. A contract usually involves a bargain in which one party gives something to induce the other party to make a promise. The bargain facilitates cooperation, which is productive. Both parties usually expect to gain from the bargain. Both parties usually want enforceability to secure a credible commitment to cooperate.

In contrast, a contract made under duress has the opposite traits. Duress usually involves extracting a promise by a threat. Enforcing the promise usually redistributes wealth from one person to the other. One party expects to gain from a coerced promise, and the other party expects to lose. One party wants enforceability of a coerced promise, and the other party does not.

To illustrate, contrast voluntary and coerced exchange of goods. When exchange is voluntary, the parties agree to trade because they both perceive an advantage. Ownership usually passes from someone who values a good less to someone who values it more. Allocative efficiency requires moving a good from someone who values it less to someone who values it more. In contrast, when exchange is involuntary, one party may be coerced into selling a good for less than its worth to him or her. Consequently, ownership may pass from someone who values it more to someone who values it less and that, of course, is allocatively inefficient.

Another important difference between bargains and coerced contracts concerns the consequence of a failed attempt to form a contract. If bargaining fails, the parties do not cooperate or create a surplus. Suppose I say, "Pay me \$10 per hour, or I'll work for your competitor." You offer \$9 per hour, so I go to work for your competitor at \$8 per hour. My best alternative bargain is apparently less productive than the proposed bargain.

In contrast, if coercion fails and the injurer acts on the threat, he or she destroys something valuable to the victim. To illustrate, suppose I say to you, "Work for me if you want your sister to come home safely from school." If you refuse to



be coerced and if I act on my threat, a tragic crime ensues. In general, *failed bargains do not create, whereas failed coercion can destroy*.

Even unexecuted threats cause waste by inducing their victims to invest in defense. To illustrate, suppose that the local bully “buys” bicycles in exchange for \$10 and the promise not to thrash the owner. The owners of bicycles will try to protect themselves from the bully. Protecting themselves against the bully uses resources. The state can often provide protection against threats more cheaply than anyone else. By providing protection against threats, the state channels resources from defense to production.<sup>29</sup>

We have explained that involuntary contracts usually redistribute wealth. The modern state suppresses private, involuntary redistributions of wealth, such as theft and fraud. The modern state reserves for itself the power to redistribute wealth involuntarily through such means as progressive taxation.

Economic analysis suggests the following rule for duress: *A promise extracted as the price to cooperate in creating value is enforceable, and a promise extracted by a threat to destroy value is unenforceable*. To illustrate the rule, consider this example. The captain of a boat in Seattle contracts with the crew to make a fishing voyage to Alaska. After the boat reaches Alaska, the crew demands a bonus to finish the voyage. The captain cannot find replacements for the crew in Alaska, so he agrees. After the ship returns to Seattle, the captain refuses to pay the bonus on the ground of duress.

This example illustrates the form of duress called the *holdup problem*. When negotiating the original contract, the crew faced competition from other crews. After the boat reached Alaska, the crew no longer faced competition from other crews. The captain’s reliance on the contract caused him to forego the opportunity of contracting with another crew in Seattle. Furthermore, the captain made investments in reliance on the contract, such as purchasing fuel and supplies. The absence of competition and the captain’s reliance on the crew increased the crew’s bargaining strength. So, the crew tried to renegotiate the price.

Notice that this example fits our distinction between legal demands and illegal threats. If the parties failed to agree on the original contract, they would not cooperate together. By failing to cooperate, they would not create a surplus. Renegotiation is different. After making the contract, the captain relied by foregoing the opportunity to hire an alternative crew and outfitting the boat for the voyage to Alaska. In the renegotiations, the crew threatened to destroy the value of the captain’s reliance. The destructive threat to breach a contract after reliance constitutes coercion in renegotiating the price. In general, courts do not enforce contract renegotiations motivated by the increase in the promisor’s bargaining strength that results from the promisee’s reliance.

In the example of the fishing crew, duress arose in renegotiating a contract. We have already discussed the general principle that courts should enforce renegotiated contracts when both parties wanted enforceability at the time of the renegotiation. Notice that in this case, the captain of the ship presumably wanted the

<sup>29</sup>We already made this point in Chapter 4 when we discussed a lawless world in which people divide their time between growing, protecting, and stealing corn. State security ideally diverts effort from protecting and stealing corn to producing it.



renegotiated contract to be *unenforceable*. If the renegotiated contract is *unenforceable*, the crew's only choice is to continue fishing under the original contract or to return to port without any fish. The best interests of the crew would be served by continuing to fish. So, the captain prefers for the law not to allow him to make a renegotiated contract that is enforceable.

Alternatively, change the facts in this case to produce the opposite result. Assume that the contract calls for the crew to fish for 2 weeks, and after 1 week the crew receives a radio message that makes them prefer to return to port instead of completing the voyage as specified in the contract. Given these facts, the captain offers a more favorable contract to induce the crew to complete the voyage. The crew would like to accept the offer provided that it is enforceable, but not otherwise. In this case the captain and crew both want the renegotiated contract to be enforceable when made, so the court should enforce it.<sup>30</sup>

We explained earlier that courts often say that a promise has “consideration” as a way of announcing that they will enforce it, and courts often say that a promise has “no consideration” as a way of announcing that they will not enforce it. Similarly, courts may say that a contract was renegotiated under “changed circumstances” as a way of announcing that it will enforce the modified contract, and courts may say that a contract was renegotiated under “duress” as a way of announcing that it will not enforce the modified contract. Or the court may announce that it will not enforce the modified contract by saying that one party had “no reasonable alternative” or “no adequate remedy” other than agreeing to the other side's demand. Our economic analysis provides a guide for how to use these words. According to our principle for enforcing renegotiated contracts, a radio message increasing the crew's opportunity cost for continuing the voyage should count as “changed circumstances,” whereas the crew's demands without this change should count as “duress.”

**QUESTION 7.22:** Suppose that person *A*, while aiming a gun at person *B*, invites *B* to write a check. Explain the efficiency argument for allowing *B* to cancel the check later.

**QUESTION 7.23:** Suppose that a baseball star signs a 5-year contract for \$1 million per year. In the third year of the contract, the player hits more home runs than anyone else in the league. Now he demands to renegotiate his salary. Does efficiency require the law to enforce the original contract or set it aside?

#### WEB NOTE 7.4

The opinion in the fishing-crew case described above is available on our website with some additional questions.

<sup>30</sup>In the first case the crew's threat to breach the contract is not credible, and in the second case the crew's threat is credible. For the argument that the threat's credibility should determine the promise's enforceability in contract renegotiation, see Oren Bar-Gill & Omri Ben-Shahar, *The Law of Duress and the Economics of Credible Threats*, 33 J. LEGAL STUD. 391 (2004).



**2. Necessity** The following example illustrates the next doctrine, called “necessity.” A surgeon runs out of gas on a lonely desert road. A passerby offers to sell the surgeon 5 liters of gas in exchange for a promise to pay \$50,000. The surgeon makes the promise and uses the gas to escape from the desert, but later the surgeon refuses to pay \$50,000. The surgeon asserts that “necessity” forced him to make the promise.

Like duress, necessity is a promise given under a dire constraint. As explained, *duress* concerns a dire constraint imposed on the promisor by the promisee. In contrast, necessity concerns a dire constraint imposed on the promisor by someone other than the promisee. The cause of the dire constraint could be the promisor, a third party, or bad luck. For example, the surgeon might run out of gas on a lonely desert road because he neglected to fill the tank, someone gave him false directions, or a rock punctured the fuel line.

In cases of duress and necessity, the promisee makes a destructive threat and the promisor responds by making a one-sided promise. The nature of the threat, however, differs for the two doctrines. With duress, the promisee threatens to destroy by *acting*. With necessity, the promisee threatens to destroy by *not* acting, specifically by not rescuing. For example, the passerby threatens to leave the surgeon stranded on a desert road unless he promises to pay \$50,000 for 5 liters of gas.

In a Biblical parable, the “good Samaritan” saved the life of a man attacked by thieves and nursed him back to health, without expectation of reward. In the necessity cases, a “bad Samaritan” extracts the promise of an extravagant reward in exchange for a rescue. Rescue deserves an appropriate reward, not an extravagant reward. An appropriate award provides efficient incentives for rescue. Efficient incentives for rescue induce enough investment in rescue so that the cost equals the expected benefit. The expected benefit equals the probability of a rescue multiplied by its value.

To illustrate, return to the example of the surgeon who ran out of gas on a lonely desert road. The rescue cost the passerby at least 5 liters of gas, plus inconvenience and delay. In order to provide incentives for rescue, the rescuer should recover the cost of the rescue. In addition to costs, the rescuer should receive sufficient reward so that future rescuers will perform eagerly, not reluctantly.

We distinguish three kinds of rescues by their cost. First, a *fortuitous* rescue uses resources that were on hand by chance. For example, the passerby happens to have extra gas in her tank when she happens to encounter the stranded surgeon, so the passerby siphons 5 liters of gas from the tank of her car to the tank of the surgeon’s car. Second, an *anticipated* rescue uses resources set aside in case they are needed for a rescue. For example, the passerby always carries a 5-liter can of gas in the trunk of her car just in case she happens to encounter someone stranded. Third, a *planned* rescue occurs when the rescuer searches for people who need rescuing. For example, a professional rescuer patrolling the desert comes on the stranded surgeon.

The difference in costs affects the difference in rewards required to create incentives for the three kinds of rescue. Fortuitous rescue uses resources that just happen to be available. Incentives for fortuitous rescue require a modest reward to compensate for resources actually consumed in the rescue. Anticipated rescue uses



resources set aside for emergencies. Incentives for anticipated rescue require sufficient reward to compensate for preparations against emergencies. Preparations use more than the resources consumed in an actual rescue. Planned rescue uses resources invested in searching for people in distress. Incentives for planned rescue require sufficient reward to compensate for search. Searching uses more than the resources consumed in preparing for emergencies or rescuing. In general, incentives for planned rescues require larger rewards than for anticipated rescues, and incentives for anticipated rescues require larger rewards than for fortuitous rescues.

The reward should be adjusted by law to induce investment in rescue at the efficient level. When jeopardy is rare and its consequences are slight, investment in fortuitous rescue may be sufficient. For example, if people seldom run out of gas in the desert and the consequences are temporary discomfort, then a trivial reward may be sufficient. As probability and seriousness increase, efficiency may require anticipated or planned rescue. If people occasionally run out of gas in the desert and the consequences are serious, then an extra reward should be given to rescuers for carrying extra gas. Finally, if people often run out of gas in the desert and the consequences are life-threatening, then an even larger reward should be given to planned rescuers in order to induce them to form a “desert patrol.”<sup>31</sup>

**QUESTION 7.24:** Explain why professional rescuers should typically receive a larger reward than anticipated rescuers, and anticipated rescuers should typically receive a larger reward than fortuitous rescuers.

**QUESTION 7.25:** A house catches on fire. The fire is extinguished by the combined efforts of (1) professional firefighters, (2) volunteer firefighters who help the professionals, and (3) passersby who spontaneously help the professionals and volunteers. The owner of the house makes various promises to induce the help of the three groups. Use economics to explain why a court should not enforce the promises, but the court should require the homeowner to pay (1) more than (2), and to pay (2) more than (3).

**QUESTION 7.26:** In *Post v. Jones*, 60 U.S. (19 How.) 150 (1857), the whaling ship *Richmond* ran aground on a barren coast in the Arctic Ocean and began to sink with a full cargo of whale oil. A few days later three other whaling ships came on the *Richmond*. The three captains, while agreeing to save the crew, threatened not to take any of the *Richmond*'s whale oil unless the captain of the *Richmond* agreed to an auction. One of the three captains bid \$1 per barrel for as much as he could take; the other two took as much as they could hold at \$0.75 per barrel. Both prices were well below the competitive price of whale oil. When the three vessels returned to port with the *Richmond*'s oil and crew, the owners of the *Richmond* sued, asking the court not to enforce the sale of the whale oil at

<sup>31</sup> Free entry in the market for rescuing, like open-access fishing, has an incentive problem due to congestion, but this is a technical detail.



the low auction prices. Did the captains who purchased the oil make destructive threats? Should the court set aside the auction on efficiency grounds? What compensation should the rescuers receive? (Note: Sea captains have a legal duty to rescue ships and cargo in distress.)

**3. Impossibility** With duress and necessity, the dire constraint *precedes* the promise. Sometimes a dire constraint *follows* the promise and prevents performance. For example, a surgeon may promise to operate and then break her hand before the scheduled operation. Although the surgeon cannot perform, she can pay damages. If the surgeon cannot physically perform, the law can either excuse her or require her to pay damages. In general, when a contingency makes performance impossible, should the promisor be excused or held liable? The “impossibility doctrine,” which we analyze in this section, answers this question.

As discussed in the preceding chapter, perfect contracts contain terms that explicitly allocate all risks. Explicit allocation of risk requires costly negotiating. The cost of negotiating must be balanced against the benefit from explicit allocation of risk. On balance, the cost of negotiating over remote risks may exceed the benefit. Consequently, efficient contracts have gaps concerning remote risks.

Sometimes the explicit terms in the contract provide guidance to filling a gap. To illustrate, assume that a company promises to drill a well for a landowner, but the drill runs into impenetrable granite rock. If the contract remains silent about this contingency, the court must decide whether the driller owes damages to the landowner. If the price in the drilling contract exceeds competing offers, perhaps the driller implicitly guaranteed success to the landowner. If the driller gave an implicit guarantee, he should be held liable. Or perhaps the industry custom requires drillers to bear the cost of breach whenever the contract remains silent. If industry custom holds drillers liable, the court should apply the custom to the case.

In other instances, however, the terms of the contract and the custom of the industry provide no guidance to the allocation of risk. When the contract does not allocate the risk explicitly or implicitly to one of the parties, the law must do so. In contract law, the promisor is typically liable for breach, even though the breach was not his or her fault. In other words, contractual liability is *strict*. For example, a construction company is liable for late completion of a building, regardless of whether the construction company did its best to meet the deadline. Similarly, when the contract was silent about the contingency causing breach, the promisor is typically liable, even though the breach was not the promisor’s fault. In the typical case, the promisor is liable for breach caused by a remote contingency that was not mentioned in the contract.

In some circumstances, however, physical impossibility of performance excuses non-performance.<sup>32</sup> For example, the estate of a famous portrait painter is not liable if death prevents the artist from completing a contract to paint someone’s

<sup>32</sup>*L.N. Jackson & Co. v. Royal Norwegian Govt.*, 177 F.2d 694 (2d Cir. 1949), *cert. den.*, 339 U.S. 914 (1950).



picture.<sup>33</sup> Similarly, a manufacturer may be excused from fulfilling its contracts to deliver goods because lightning ignited a fire that destroyed her factory.<sup>34</sup> The burning of the factory is an “act of God” or *force majeure*. Also, breach is excused if performance became illegal before it could occur. For example, a shipping company is excused from its contract to carry civilian cargo in time of war if the government commandeers its ships to carry military cargo.

These examples concern physical impossibility. In other cases, performance is *physically* possible and *economically* impossible.<sup>35</sup> For example, the driller may be excused for not completing the well as promised to the landowner because the drill could only penetrate granite at ruinous cost.

What underlies and unifies these cases? According to a traditional legal theory, a contingency destroyed a “basic assumption on which the contract was made” in each case.<sup>36</sup> For example, the contract with the portrait painter assumed that he would live, the contract with the factory assumed that it would not burn down, and the contract with the shipping company assumed that the government would not commandeer its ships. According to this theory, breach of a contract made in good faith is excused whenever events destroy one of its basic assumptions.

How do we decide whether an assumption is basic or dispensable? Economics can clarify this vague distinction or dispense with it. The impossibility doctrine concerns contingencies that make performance impossible. These contingencies represent a risk, much like the risk of pneumonia or an automobile accident. Economics has a theory of efficient risk-bearing. Efficiency requires allocating risk to the people who can bear it at least cost. If the impossibility doctrine in contract law were efficient, it would *assign liability to the party who can bear the risk that performance becomes impossible at least cost*.

Several factors determine who can bear risk at least cost. First, people can often take steps to decrease the probability that performance becomes impossible or to reduce the losses from breach. For example, an elderly and ailing painter might delay other work in order to complete a portrait as commissioned. The ship’s owner might alert the customer to the need for alternative supplies in the event that war causes the government to commandeer ships. The factory owner might install a sprinkler system to reduce the damage caused by fire. These considerations suggest that a risk should be assigned to the party who can take *precautions* to reduce it at least cost.

Second, even if no one can take precautions to reduce risk, someone can usually *spread* it. For example, assume that an earthquake prevents a seller from delivering goods on time. No one can prevent earthquakes, but people can insure

<sup>33</sup> Note that this exception, as in the example given, most typically involves the promise to provide personal services. The law, both common and statutory, has frequently been reluctant to compel performance of personal service contracts under any circumstances.

<sup>34</sup> RESTATEMENT (SECOND) OF CONTRACTS §263 (1979).

<sup>35</sup> Economic impossibility is called “impracticability” or “commercial impracticability.” Sometimes the defense concerns the absolute cost of performance, and sometimes the defense concerns the cost of performance relative to the promisor’s assets (*e.g.*, performing bankrupts the promisor).

<sup>36</sup> See Chapter 11, RESTATEMENT (SECOND) OF CONTRACTS (1979).



against them. Insurance companies specialize in spreading risk. Even without insurance, an individual may be able to spread risk by other means. For example, the investors in a factory subject to an earthquake hazard can spread risk by purchasing stocks from companies in different locations (“portfolio diversification”). Risk is cheaper to bear when spread than when concentrated. These considerations suggest that risk should be assigned to the party who can spread it at least cost, by insurance or other means.

A person’s ability to reduce and spread risk determines his or her cost of bearing it. Efficiency requires allocating risk to the people who can bear it at least cost. Thus, efficiency requires interpreting the impossibility doctrine as follows: *If a contingency makes performance impossible, assign liability to the party who could reduce or spread the risk at least cost.*

The concept of “lowest-cost risk-bearer” provides a clear interpretation of the impossibility doctrine in many difficult cases. To see how, consider two versions of the example of the commandeered ship. In the first version, the shipping company has easier access to alternative transportation than does the owner of civilian goods. Consequently, the shipping company can bear the risk of its ship’s being commandeered at lower cost than the owner of civilian goods, so the shipping company should be held liable for breach of contract. In the second version, the owner of civilian goods has easier access to alternative transportation than does the shipping company. Consequently, the owner of civilian goods can bear the risk of commandeering at lower cost than can the shipping company, so the shipping company should be excused for breaching the contract. (To see the improvement made by economic analysis, try to distinguish these two versions of the case of the commandeered ship using the “basic assumption” theory.)

Similar analysis applies to the other examples. The portrait painter can bear the risk of breach at least cost if he can easily rearrange his schedule to paint commissioned pictures first, whereas the person who ordered the portrait can bear the risk of breach at least cost if he can easily obtain a portrait from another artist with equal talent. The factory owner can bear the risk of fire at least cost if she can easily purchase fire insurance whose coverage includes liability for not delivering goods, whereas the customer can bear the risk at least cost if he can easily obtain substitute goods from another factory.

Interpreting the impossibility doctrine to assign liability to the lowest-cost risk-bearer minimizes the cost of remote risks. Minimizing the cost of remote risks maximizes the surplus from the contract, which the parties can divide between them. Both parties stand to gain from the economic interpretation of the impossibility doctrine. We presume that, if the parties had explicitly allocated the risk, they would have assigned it to the party who can bear it at least cost. Thus, the economic principle can be defended as a rational reconstruction of the will of the parties.

Moreover, the economic principle, if applied as a default rule, helps future parties to lower their costs of forming contracts or alerts them to assign liability differently from the default rule if they so prefer.

**QUESTION 7.27:** Lightning is an “act of God.” Describe some of its incentive effects on people.



**QUESTION 7.28:** In the famous case of *Taylor v. Caldwell*, 3 B. & S. 826, 122 Eng. Rep. 309 (K.B. 1863), the plaintiff, Taylor, leased the defendant's concert hall for four nights at 100 pounds sterling to be paid to Caldwell after each performance. Shortly after the first performance, the concert hall was destroyed by fire. Taylor sued Caldwell for breach of contract and asked the court to award him as damages the expenses he incurred in preparation for the last three performances. The defendant sought to be excused from performing on the ground that it was literally impossible for him to perform the contract after the fire.

- a. What factors enable one party to prevent a risk better than another?
- b. What factors enable one party to insure against a risk better than another?
- c. Do these factors tend to converge or diverge, or is their association merely coincidental?
- d. How would you decide this case in light of economic analysis?

**QUESTION 7.29:** In the mid-1970s, the Westinghouse Corporation persuaded electric companies to purchase nuclear reactors, and Westinghouse agreed to supply purchasers with uranium at a fixed price of \$8–10 per pound. By mid-1975 Westinghouse had commitments to supply 40,000 tons of uranium more than it held in inventory or forward contracts, at which time the market price of uranium had risen to more than \$30 per pound. To cover its shortage, Westinghouse would have incurred losses of nearly \$2 billion, which would have led to its bankruptcy. In September 1975, the company announced that it would not honor its contracts. It sought to be excused on the ground that performance was economically impossible (“commercial impracticability”). Most of the utilities sued Westinghouse. What considerations do you think should have been used by courts to determine whether Westinghouse was excused from supplying the uranium?<sup>37</sup>

**4. Frustration of Purpose** Having discussed a contingency that prevents performing, we now consider a contingency that destroys its purpose. A coronation parade was planned for June 1902, in London. Many owners of property along the parade route leased rooms for the day to people wishing to observe the ceremony. When the king's illness caused the parade to be postponed, many people refused to pay the rent, and some of the property owners sued to enforce the contracts. The courts held that the contracts were unenforceable because their purpose was destroyed by postponing the ceremony.<sup>38</sup>

As explained, the impossibility doctrine provides a default rule to allocate losses caused by remote contingencies that make performance impossible.

<sup>37</sup> See Paul Joskow, *Commercial Impossibility, the Uranium Market, and the “Westinghouse” Case*, 6 J. LEGAL STUD. 119 (1976). All of the lawsuits were settled out of court.

<sup>38</sup> See, for example, *Krell v. Henry*, 2 K.B. 740 (1903).



Similarly, the frustration doctrine provides a default rule to allocate losses caused by contingencies that make performance pointless. Pointless performance does not serve the purpose that induced the parties to make the contract. For example, the scheduled coronation parade induced the parties to make a contract for viewing it. Efficiency requires allocating risk to the party who can bear it at least cost. Thus, efficiency requires interpreting the doctrine of frustration of purpose as follows: *if a contingency makes performance pointless, assign liability to the party who could bear the risk at least cost.*

As explained, a person's ability to reduce and spread risk determines his or her cost of bearing it. Returning to our example, the property owners who rented rooms could completely eliminate their losses caused by postponement of the coronation parade by renting the rooms a second time for the rescheduled parade. Bearing the risk of postponement was probably costless to the owners. Alternatively, the people who rented the rooms to view the parade face the risk of having to pay the rent twice. Efficiency apparently requires allocating the risk of postponement to the property owners, not the renters of the rooms.

**QUESTION 7.30:** We divided the doctrines of contract law into default rules that fill gaps and regulations that restrict promises. Classify the following doctrines as default rules or regulations: incompetence, duress, necessity, impossibility, and frustration of purpose.

**5. Mutual Mistake About Facts** We discussed a contingency that materializes after the parties sign the contract and makes performance of a contract pointless. Another possibility is that the contingency materializes *before* the parties sign the contract, without their knowing it. To illustrate, assume that Buyer contracts to buy a tract of timber land from Seller. Both Seller and Buyer believe that the land has timber, but in fact a forest fire has destroyed it. The parties have made a mutual mistake about a fundamental fact concerning the object of sale.

In analyzing frustration of purpose, we proposed the following principle: *if a contingency makes performance pointless, assign liability to the party who could bear the risk at least cost.* The law should assign liability in such cases to the party who can take precaution to prevent the contingency at least cost, or to the party who can insure against the contingency at least cost. The same principle applies to a mutual mistake concerning a fundamental fact about the object of sale. To illustrate, if Seller can prevent forest fires or insure against them more cheaply than Buyer, then Seller should be *unable* to enforce the contract for timber against Buyer. The owner at the time of the accident is usually the cheapest avoider of it.

**6. Mutual Mistake About Identity** Now we turn from mutual mistakes about facts to mutual mistakes about identity. A mutual mistake about identity occurs when the buyer and seller have different objects in mind, so their "minds do not meet." Recall the example of the rusty Chevy, in which the seller and buyer agreed to a price of \$1000 for a car, but the seller intended to sell a rusty Chevy and the buyer intended to buy a shiny Cadillac. In the example, the buyer was mistaken



about what the seller proposed to sell, and the seller was mistaken about what the buyer proposed to buy.

When the parties make a mutual mistake about identity, there is no true agreement to exchange. If the courts were to force an exchange, it would be involuntary. Involuntary exchange can destroy value rather than create it. Involuntary exchange destroys value by transferring ownership from someone who values the good more to someone who values it less. To illustrate, the buyer may value the shiny Cadillac at \$2000, and the seller may value it at \$2500. Forcing the Cadillac's transfer of ownership destroys \$500 ("negative surplus"). By setting aside contracts based on mutual mistake, courts preclude the destruction of value by involuntary exchange.

**QUESTION 7.31:** In *Raffles v. Wichelhaus*, 2 Hurl. & C. 906, 159 Eng. Rep. 375 (Ex. 1864), the plaintiff sold the defendants 125 bales of cotton to arrive "ex *Peerless* from Bombay," that is, by way of the ship *Peerless* sailing from Bombay, India. A ship by that name sailed from India in December, but when it arrived, the defendants refused to take delivery of the cotton on the ground that they had meant a second ship named the *Peerless* that had left Bombay in October. The Court of Exchequer gave judgment for the defendants on the argument that there had been no meeting of the minds. How would you analyze this case?

### C. Information

We have been discussing contract doctrines that allocate risk. Now we consider contract doctrines that allocate information. Doctrines that allocate information are different from doctrines that allocate other economic goods. The difference in doctrines is caused by a difference in the goods themselves. Information is discovered and transmitted, whereas most other goods are made and consumed. Unlike the makers of goods, the discoverers of information have difficulty appropriating its value, which creates a need for patents. Unlike consuming commodities, using information does not diminish the amount that remains for others. Consequently, information can be transmitted to many people without diminution. These facts make information different from most other goods. (Recall the discussion of public goods in the section on information economics in Chapter 5.)

What special problems exist in defining property rights and establishing markets in information? Everyone with a television or computer buys information, but information differs from other commodities like oranges or razor blades. Buyers cannot determine the value of information until they have it, and having it removes their willingness to pay for it. To illustrate, a banker recently received a letter that read, "If you pay me \$1 million, I'll tell you how your bank can make \$2 million." This letter illustrates a pervasive problem in computer software: small companies often invent software that only large companies can market. To assess the value of the product, a large buyer like Microsoft must understand how it works. After learning how the product works, however, the large company may produce its own version of the product rather than paying royalties to the small company.



We will explain how contract doctrines contribute to the efficient discovery and transmission of information. Economists say that *public* (or *common*) information is known to both parties in a bargain, whereas *private* (or *asymmetric*) information is known to one party and unknown to the other. Private information often motivates exchange. To illustrate, assume that someone knows how to get more production from a resource than does its owner. To increase production, knowledge must be united with control. To unite knowledge with control, the owner of the resource must acquire the information, or else the informed person must acquire ownership of the resource. In general, the transmission of information and the sale of goods unites knowledge and control over resources. *Efficiency requires uniting knowledge and control over resources at least cost, including the transaction costs of transmitting information and selling goods.*

The parties can usually solve the problem of private information through private bargaining. For example, the informed party may offer to buy the resource and pay more than the uninformed owner can earn from using it. Or the informed party may offer to share the information with the uninformed owner of the resource in exchange for a proportion of the resulting increase in profits. Private bargaining usually solves the problem of asymmetrical information much better than any alternative, such as having the state dictate a solution. Consequently, the law usually enforces contracts based on asymmetrical information.

Instead of uniting knowledge and control, however, some contracts separate them. Separating knowledge and control reduces efficiency in the use of resources. Contracts that separate knowledge and control should be suppressed for the sake of efficiency. In subsequent sections, we will discuss three such doctrines: mistake, failure to disclose, and fraud.

**1. Unilateral Mistake** Each of the parties to a bargain usually knows something that the other does not know. Sometimes one of the parties knows that the other party has a mistaken belief. For example, the seller of a car may think that it is merely old, whereas the buyer may know that it is a classic. Although the seller was mistaken about the car's value, the buyer was not, so mistake is unilateral. When one party to a bargain knows the truth and the other party does not, the exchange is based on a "unilateral mistake," according to the language of the law. Courts usually enforce contracts based on unilateral mistakes. For example, if the owner promises to sell a classic car for less than its market value, the law will usually enforce the promise.

When the buyer acquires the classic car in this example, knowledge and control are united, which typically increases efficiency. For example, the buyer will probably take better care of the car because he or she knows its worth. The contract also increases efficiency in another way. Discovering information often requires investing time and resources, which requires a reward. In this example, the buyer may have searched long and hard to find a seller who does not know that he or she owns a classic car. The profit from buying the classic car at a low price rewards the buyer for the search.

We explained above that a mutual mistake about facts or identity is a valid formation defense in common law, whereas unilateral mistake is not. Consequently,



a party who seeks performance of a contract may say that mistake was unilateral, and a party who seeks release from a contract may say that mistake was mutual.<sup>39</sup> Economic efficiency provides a criterion for making this distinction. Mutual mistake converts a contract into an involuntary exchange, which can destroy value. In contrast, a contract based on a unilateral mistake usually promotes efficiency by rewarding discovery and uniting knowledge with control. We propose the following principle to improve the legal distinction underlying the doctrines of unilateral and mutual mistake: *Withhold enforcement from contracts involving involuntary exchange, and enforce contracts that reward discovery and unite knowledge with control.*

We apply this principle to the famous case of *Laidlaw v. Organ*, 15 U.S. (2 Wheat.) 178 (1815). During the War of 1812 between Britain and the United States, the British blockaded New Orleans, which depressed the price of export goods like tobacco. Organ, a buyer of tobacco, received private information that the war had ended by treaty, so he called on a representative of the Laidlaw firm and offered to buy tobacco. The representative of the Laidlaw firm was ignorant about the peace treaty, so a contract was concluded between them at the depressed price. The next day public notice was given in New Orleans that peace was concluded, and the price of tobacco soared. The mistake in this contract was obviously unilateral, not mutual—Organ knew about the treaty, and Laidlaw did not. Even so, the contract was apparently set aside by the court after a trial.<sup>40</sup>

This outcome can be defended on economic grounds. According to the preceding principle, the contract should be enforced if doing so rewards discovery and unites knowledge with control. The evidence suggests that Organ discovered fortuitously that peace was concluded, rather than investing time and resources in making the discovery. Furthermore, the contract merely accelerated by one day the uniting of knowledge and control, which did not contribute to production of tobacco. So enforcing the contract would probably not increase efficiency.

To sharpen this analysis, distinguish between *productive* information and *redistributive* information. Productive information can be used to produce more wealth. It is information that allows existing resources to be moved to more productive uses (such as information that farmland contains valuable mineral resources) or discovers new methods of organizing resources for more productive uses (such as double-entry bookkeeping methods). The discovery of a vaccine for polio and the discovery of a water route between Europe and China were productive. Efficiency

<sup>39</sup> We are drawing attention here to the evidentiary problem of determining what the parties truly believed at the time the contract was formed. It is possible that there is credible contemporaneous evidence about those beliefs. However, in the absence of that evidence the parties have adverse incentives to recount their beliefs. The party for whom the terms seem to be favorable has an incentive to contend that he or she was not mistaken about the terms of the contract and that if there was a mistake it was made by the other party; the party for whom the terms are unfavorable has an incentive to assert that there was a mutual misunderstanding.

<sup>40</sup> A verdict at trial for the buyer was appealed to the U.S. Supreme Court, which remanded it for retrial, but it is not entirely clear what happened on retrial. See Anthony T. Kronman, *Mistake, Disclosure, Information and the Law of Contracts*, 7 J. LEGAL STUD. 1 (1978).



demands giving people strong incentives to discover productive facts. Transmitting information is so easy that the person who discovers productive information seldom captures its full value. Consequently, the state must take special measures to reward people who discover productive information. For example, the state must subsidize basic scientific research and provide patents to inventors.

In contrast, redistributive information creates a bargaining advantage that can be used to redistribute wealth in favor of the informed party. To illustrate, knowing before anyone else where the state will locate a new highway conveys a powerful advantage in real-estate markets. Investment in discovering redistributive information wastes resources. In addition, investment in redistributive information induces defensive expenditures by people trying not to lose their wealth to better-informed people. Defensive expenditures prevent redistribution, rather than produce something. Thus, investment in redistributive information wastes resources directly and indirectly.

The state should not create incentives to discover redistributive information. Instead, the state should discourage investment in discovering redistributive information. For example, the state should punish officials who leak information about the location of a new highway before the public announcement. Such leaks encourage real-estate dealers to devote resources to gaining privileged information from officials.

To further sharpen this complicated issue, let us also distinguish the methods by which people acquire information. One can acquire information either *actively*—that is, by investing resources in the acquisition of information—or *fortuitously*—that is, by chance. As we argued at some length in Chapter 5, there is a strong social interest in encouraging the investment of resources in acquiring valuable, productive information. That, recall, is the premise upon which intellectual property law rests. Fortuity is different, and there is nothing that society gains from more or less chance occurrences.

We can bring together our concerns about the nature of the information—whether it is productive or redistributive—and about the method by which it was acquired—whether by active investment or fortuity—in order to make a proposal about encouraging the efficient exchange and use of information in contracts. Consider the two-by-two chart shown in Table 7.4.

**Table 7.4**  
**Information in Contracts**

		<i>METHOD BY WHICH THE INFORMATION WAS ACQUIRED</i>	
		<i>Acquired by investment</i>	<i>Acquired by fortuity</i>
<i>NATURE OF THE INFORMATION</i>	Productive	Enforcement	No enforcement
	Redistributive	No enforcement	No enforcement



Note that the only combination of the nature of the information and the method by which it was acquired for which there is a strong efficiency argument for enforcement is the one in the upper left-hand corner of Table 7.4—productive information that is the result of an active investment of resources. There is no efficiency case to be made for enforcing any of the other combinations in the chart. Indeed, we can go further than that and say that there is probably an argument to be made in favor of actively discouraging the investment of resources in acquiring redistributive information, such as investing in eavesdropping or establishing personal connections with powerful people so as to be the first to discover the route of the new major highway.

These considerations prompt another formulation of the economic principle for improving the legal distinction underlying the doctrines of unilateral and mutual mistake: *contracts based upon one party's knowledge of productive information—especially if that knowledge was the result of active investment—should be enforced, whereas contracts based upon one party's knowledge of purely redistributive information or fortuitously acquired information should not be enforced.* This principle rewards investment in discovering productive information and discourages investment in discovering redistributive information.<sup>41</sup>

In our discussion of information economics in Chapter 5, we explained that most information is both productive and redistributive, what we might call “mixed” information. To illustrate, the invention of the cotton gin in 1792 by Eli Whitney increased cotton production and promoted speculation in land suitable for growing cotton. The example of the informed buyer who purchased a classic car from an uninformed seller also illustrates mixed information, that is, information that is both productive and redistributive. The information was productive because the informed buyer knew that the car deserved special care. The information was redistributive because the informed buyer's gain from buying the car probably exceeded the increase in value from taking special care of it. We argued that private bargains usually succeed in rewarding discovery and uniting knowledge with control. Consequently, most bargains based upon differences in information affecting production and distribution should be enforced. In other words, most bargains based upon mixed information should be enforced.

We have arrived at three economic principles to govern the analysis of contract cases in which the formation defense of mistake is raised:

1. enforce contracts based on differences in productive information, especially if that information was acquired by investment;
2. enforce most contracts based on difference in mixed information (productive and redistributive); and
3. set aside contracts based on differences in purely redistributive information or if the information was acquired fortuitously.

<sup>41</sup>In his article cited in the previous footnote, Professor Kronman asserts that the contract between Organ and Laidlaw should have been set aside because the facts known to Organ were acquired *fortuitously*, rather than through *deliberate* investment.



These normative principles clarify the principle underlying the legal doctrines of mutual and unilateral mistake.

**QUESTION 7.32:** Consider the case of *Laidlaw v. Organ*. List the ways in which Organ's information might be productive. Explain how Organ's information might be redistributive. What do you conclude about whether or not efficiency requires enforcing the contract?

**QUESTION 7.33:** A large number of cases involve a dispute about whether a mistake was mutual or unilateral concerning the *quality* of the object or its *value*. In a famous case, *Sherwood v. Walker*; 66 Mich. 568, 33 N.W. 919 (Mich. 1887), the seller (Walker) promised to deliver a cow to the buyer (Sherwood). The seller, who apparently believed that the cow was incapable of becoming pregnant, learned before the delivery was to take place that the cow was pregnant. A pregnant cow is far more valuable than a barren cow. The seller refused to deliver the cow to the buyer as promised. He contended that the contract was premised on the mutual mistake that the cow was barren. The buyer denied that he had made such a mistake.

- a. The knowledge that a cow is fertile, rather than barren, is productive, rather than merely redistributive. Why?
- b. Suppose the law imposed on Sherwood (the plaintiff-buyer) the duty to disclose to Walker (the defendant-seller) any evidence that the cow is fertile. Would there be an objection to such a duty on efficiency grounds?
- c. Should it matter in this case that Walker was a professional cattle rancher and that Sherwood was a banker?

**2. The Duty to Disclose** In the preceding section, we discussed productive and redistributive information. Now we consider another kind of information. *Safety information* helps people to avoid harm. For example, the safety information on an electrical appliance helps consumers to avoid fires. Conversely, the absence of safety information increases the probability and magnitude of accidents.

The law treats safety information differently from productive and redistributive information. As explained, contracts are often motivated by a difference in information between the parties. The law does not generally require an informed person to disclose productive or redistributive information to uninformed people. However, the law typically requires informed people to disclose safety information to uninformed people. For example, manufacturers must provide safety information concerning their products or assume liability when accidents occur. Regulatory law imposes most duties to disclose safety information. In this section we discuss the duty to disclose imposed by contract law.

The case of *Obde v. Schlemeyer*; 56 Wash.2d 449, 353 P.2d 672 (1960), provides an example of the common law duty to disclose. In this case, the seller of a building knew that it was infested with termites. The seller deliberately withheld the information about the termites from the buyer. The seller did not lie to the



buyer, who never inquired about termites. Not long after the sale, the buyer discovered the termite infestation and sued the seller.<sup>42</sup>

To minimize termite damages, the termites should have been exterminated as soon as they were discovered. By not disclosing the infestation, the seller gave the termites the opportunity to cause further destruction. The court in the *Obde* case departed from tradition and imposed a duty to disclose.<sup>43</sup> By enforcing a duty to disclose, the court avoided future harms caused by the failure to disclose safety information, and the court diminished the need for future buyers to be wary or to undertake defensive expenditures against this sort of concealment by sellers.

The seller knew about the termite infestation, and the buyer did not know about it. Thus, the sale of the termite-infested house *separates* knowledge from control. A contract separates knowledge from control when the seller fails to disclose information needed by the buyer to prevent the good's destruction. Earlier we explained that contract law seeks to *unite* knowledge and control. Thus, contracts based on the failure to disclose safety information undermine one purpose of contract law. These considerations suggest a fourth economic principle for contract cases involving information: *when bargaining to a contract, the parties should divulge safety information.*

**QUESTION 7.34:** Suppose that a seller has not bothered to investigate whether her house has termites, so she does not know. When asked by a buyer if it does, she says, "I guess not." On efficiency grounds, should this statement be enough to void the contract?

**QUESTION 7.35:** Professor Schmidt, a geologist, has agreed to purchase McDonald's farm for a price of \$2000 per acre, which corresponds to the price of good quality farmland in the vicinity. However, Schmidt, on the basis of his own geological studies, is convinced that McDonald's farm contains valuable mineral deposits, which make the property worth \$25,000 per acre. Schmidt's true motive is discovered by McDonald before Schmidt takes possession, and McDonald refuses to hand over the property. Schmidt sues for breach of contract. McDonald defends on the ground that Schmidt had a duty to disclose the results of his studies. According to our economic principles, who should win?

**3. Fraud and Misrepresentation** The seller in *Obde v. Schlemeyer* failed to disclose safety information, but he did not claim that the property was free from termites. If the seller in *Obde* had actually claimed that the property was free from

<sup>42</sup>In the case, the buyer asked not for invalidation of the contract but rather for damages for the costs that correcting the termite infestation imposed on him.

<sup>43</sup>The common law tradition held that sellers had no duty to disclose. The old rule was *caveat emptor*; "Let the buyer beware!" Sellers did, however, have the duty not to lie. See the discussion of fraud in the next section. Note that regulations in many parts of the United States now require the seller of real estate to provide the buyer with a certificate from a licensed exterminator that the house is free of termite infestation.



termites, the claim would have been fraudulent. Fraud at common law requires a lie—a false assertion made with the intention to deceive. Under the traditional common law doctrine, the victim of fraud is entitled to damages for harm caused by fraud.

The economic reason for not enforcing a promise elicited by fraud is straightforward. If parties to a contract know that fraud is a ground for voiding the agreement, then they can rely on the truthfulness of the information developed in negotiations for the contract. This saves the parties the costs of verifying material statements. This, in turn, lowers the costs of concluding cooperative agreements—furthering one of the economic goals of contract law.

Many misleading statements lie between fraud and nondisclosure, and these cases cause the most disputes. Courts and legislatures in the United States have recently broadened the circumstances in which a contract may be voided for nondisclosure. For example, lenders are now required by law to divulge the annual percentage rate of interest on all consumer loans. Used-car dealers are required in many states to reveal any major repairs done to their cars. Sellers of homes in most states are required to reveal latent defects, such as a cracked foundation. Producers of food are required to list ingredients. Manufacturers of some appliances must notify consumers about the appliance's energy use. Like the traditional common law rules on fraud, these regulations aim to improve the exchange of information in private contracts. Enforcing these regulations can be costly. Consequently, legislation directed at a real abuse can end up costing consumers more than the harm they suffer in the absence of regulation.

**QUESTION 7.36:** Suppose that the seller is very attached to her home and wishes to sell only to someone who will maintain the property as a single-family dwelling. A prospective buyer says that he, too, wants to use the property as a single-family dwelling. The sale is completed, and the seller moves out. However, several days later, she learns that the buyer intended all along to demolish the house in order to open a commercial establishment. Does efficiency commend enforcing the contract or rescinding it?

**4. Indefinite or Vague Promises** People often make informal promises that they do not want the law to enforce. People also make formal contracts containing indefinite language that courts do not know how to enforce. Thus, one person may promise to make his “best efforts” to accomplish some end on behalf of another person, or to make “reasonable efforts,” or to bargain “in good faith.” The parties recognize that courts cannot interpret these indefinite terms in a precise way.

Should courts do their best to give precise meaning to these terms, or should courts refuse to enforce them? We have stressed the fundamental principle that courts should enforce promises when the parties want enforceability at the time the promise was made. Similarly, the courts should enforce vague terms in contracts to the extent that the parties wanted them to be enforceable when they were made.

The problem for courts is to determine what the parties actually wanted. Earlier we discussed “penalty default rules” that force a party to reveal information to



the other party in a transaction. Similarly, courts penalize the parties for writing excessively vague terms into contracts by refusing to enforce them. Common law doctrine allows courts to set aside vague terms in contracts by applying the principle of “indefiniteness” or “void for vagueness”—the principle that courts will not enforce a term in a contract that is too indefinite or too vague. By applying this doctrine and leaving breach of informal promises to informal remedies, courts give incentives for parties to be more precise.

When the contract is formed, however, the parties often want vague terms to be enforceable as best the courts can do. The parties often cannot foresee future contingencies well enough to describe them explicitly in the contract. Thus, most business ventures can fail for so many reasons that no one could list all of them in advance. When the parties cannot be precise *ex ante*, they may want courts to apply vague principles *ex post*. If no one can say in advance exactly what would constitute “best efforts” in managing a business asset, the parties may want the court to decide after the fact. While the court probably cannot distinguish “best efforts” from “second-best efforts,” the court can probably distinguish “best efforts” from “minimal efforts.” Similarly, if the parties cannot say in advance all the circumstances that would require modifying the contract, they may foresee a likely need for modification. As a result, the parties may specify in the contract that they should renegotiate “in good faith.” Although the court cannot distinguish “good faith” from “pretty good faith,” it may be able to distinguish them from “bad faith.” The “good faith” provision may cause the court to reverse the burden of proof. Thus, a party under an obligation to bargain in good faith may have the burden of proving that it had a good reason for breaking off negotiations.

In general, courts can refuse to enforce indefinite terms in contracts, or courts can enforce the terms roughly or use vague terms to change presumptions and procedures. Making good decisions in such cases requires the courts to understand thoroughly the purpose of the contract. Understanding the contract’s purpose allows the courts to discern the extent that the parties wanted enforceability of an indefinite promise when they made the contract. Economic analysis is a valuable tool for judges and lawyers to understand the business purposes of contracts.<sup>44</sup>

#### D. Monopoly

We discussed dire constraints that leave the promisor with no choice. A less extreme situation occurs when a monopolist controls a product valued by many people. Strictly defined, a *monopolist is the only seller of a product for which no close substitutes exist*. A monopolist can dictate the price and nonprice terms of the contract offered to many buyers. The buyer must respond by accepting the monopolist’s offer or doing without the good.

<sup>44</sup>For a discussion of the purposes of indefinite contracts, see Robert Scott & George Triantis, *Anticipating Litigation in Contract Design*, 115 YALE L. J. 814 (2006). Also see Lewis Kornhauser & W. Bentley MacLeod, *Contingency and Control: A Theory of Contracts*. Berkeley Law and Economics Seminar, 2 Feb 2005.



Monopoly contrasts with its polar opposite, *perfect competition*, in which many buyers and sellers substitute perfectly for each other. In perfect competition, no one can dictate the price or nonprice terms of contracts. No one has power over the contractual terms because each buyer or seller who dislikes a contractual partner can get an alternative contract from someone else. Perfect competition shades into monopoly as the availability of substitutes decreases.

Monopolists set prices too high, which distorts the economy. A price is too high when it exceeds the marginal cost of producing the good. When price exceeds marginal cost, some consumers, who would be willing to pay more for it than its cost of production, do not purchase the good. If producing a good costs less than people would be willing to pay for it, then *not* supplying the good is inefficient (“allocative inefficiency”). In addition to high prices, monopoly depletes the drive and dynamism of entrepreneurs (“dynamic inefficiency”). Consequently, economists condemn monopoly as inefficient.

Lawyers often condemn monopoly as unfair. In monopoly, the seller faces many potential buyers, whereas the buyers face only one potential seller. This asymmetry between seller and buyer constitutes the unfairness of monopoly. The law, consequently, looks on monopoly contracts with skepticism. Earlier we explained that a dire constraint can provide a defense or excuse for breaking a promise. Now we discuss whether monopoly provides a defense or excuse for breaking a promise.

Under the bargain theory, the courts enforce bargained promises and do not ask if the terms are fair. Consequently, the common law historically contains weak protection against monopolies. Most protections against monopolies come from statutes, not common law. Similarly, the “mercantilist” tradition in continental Europe favors monopolies protected by the state. The civil codes of Europe originally provided little protection against monopolies. To illustrate, companies often wish to keep prices high by promising not to compete with each other. Agreements not to compete enable cartels to extract monopoly prices from buyers. The courts in England and America were reluctant to enforce 19<sup>th</sup>-century contracts to create cartels. However, the common law did nothing beyond not enforcing cartel contracts to undermine cartels. Cartels were finally outlawed by antitrust statutes, not common law.

Besides contracts to create cartels, two common law doctrines sometimes lead courts not to enforce monopoly contracts. We will explain and critique two doctrines that provide performance excuses for monopoly contracts. For these doctrines, the healthy skepticism of courts concerning monopoly combines with confusion about the underlying economics.

**QUESTION 7.37:** Explain the relationship between the availability of substitutes and the elasticity of demand for a good.

**QUESTION 7.38:** I want to build a garage in my backyard. My neighbor’s driveway offers the only practical way to reach the proposed garage. I offer to purchase an easement from my neighbor, thus giving me the right to share her driveway. Economists describe the relationship between my neighbor and me as “bilateral monopoly.” Explain why this phrase is appropriate.



**1. Fill in a Form: Contracts of Adhesion** Most written contracts use standard forms. Some terms in a standard-form contract are fixed; others may be variable. For example, the legal staff of an automobile manufacturer may provide its salespersons with form contracts that stipulate the warranty (fixed terms) and leave the price open for negotiation (variable term). Some standard forms do not allow the parties to vary any terms. In an extreme situation, one party makes a take-it-or-leave-it offer, meaning that the other party must sign the standard form or not make a contract.

Many fixed terms in standard-form contracts are uniform throughout an industry. For example, many automobile manufacturers promise to repair certain problems with their new cars within the first 5 years or 50,000 miles of the car's life. When terms are uniform, sellers do not compete over them. Narrowing the scope of competition can reduce its intensity.

To see why, consider cartels. The members of a cartel agree to keep prices up, which profits the members as a group. Each individual member, however, profits even more by undercutting the cartel's price and luring buyers away from other members. To prevent such "cheating," the cartel must punish members who undercut the cartel's price. Uniform, fixed terms in contracts prevent sellers from offering special concessions to buyers. Consequently, the cartel can focus on determining whether all members charge the cartel's price. Monitoring "cheating" in the cartel is much easier when all sellers use the same contract with fixed terms.

In an influential article, Friedrich Kessler called take-it-or-leave-it agreements "contracts of adhesion." (Friedrich Kessler, *Contracts of Adhesion: Some Thoughts About Freedom of Contract*, 43 COLUM. L. REV. 629 (1943).) This term suggests that standard-form contracts indicate the existence of a monopoly, which deprives buyers of bargaining power. Consequently, courts sometimes use "contract of adhesion" as a term of opprobrium to undermine the enforceability of a contract.

This court practice can be justified when sellers use standard-form contracts to reduce competition. However, this court practice is unjustified when sellers use standard-form contracts to increase the efficiency of exchange. Standard-form contracts narrow the scope of bargaining, which can promote efficiency in two ways. First, standard-form contracts can promote price competition by reducing product differentiation. To see why, consider an analogy. Toothpaste comes in different sizes, shapes, colors, textures, tastes, and smells. Manufacturers tinker with these differences in an attempt to attract customers by differentiating their product. Product differentiation complicates price comparisons. Price competition would be more intense if all toothpaste were the same. Similarly, uniformity reduces differences among contracts and intensifies the competition over price.

Second, standard-form contracts reduce transaction costs. The parties can bargain over variable terms, such as the price, and the parties cannot bargain over fixed terms. Instead of bargaining, buyers choose among standardized contracts with different price and non-price terms. Seller may build an actual contract by plugging "modules" of language into a universal form. Thus, standard forms reduce the number of terms requiring drafting, bargaining, and agreement.

One of the standard assumptions of a perfectly competitive market is that transaction costs are zero. Standard-form contracts can move a market closer to the perfectly competitive ideal by reducing transaction costs. The availability of



substitutes in perfectly competitive markets prevents anyone from bargaining over price. Similarly, the availability of substitutes in perfectly competitive markets prevents anyone from bargaining over contracts. In general, substitutes turn everyone into “takers” of the price. The fact that many firms use the same standard form may indicate a high level of competition among them. Take-it-or-leave-it contracts can indicate perfect competition rather than monopoly.

Because standard-form contracts can increase competition and efficiency in exchange, the phrase “contract of adhesion” should not be applied to standard-form contracts. Rather, the phrase should be reserved for monopoly contracts. The relevant question is whether a market is competitive or monopolistic. The fact that a contract was made on a standard form does not establish a presumption in either direction.

What should courts do with the terms in monopoly contracts? In monopoly contracts, the price is too high. Courts, however, usually do not think that adjusting the prices in a contract is their job. Courts are more willing to adjust the non-price terms. Should they?

To answer this question, we first ask whether the nonprice terms of monopoly contracts are efficient or inefficient. The abstract answer given by economic theory is simple. The nonprice terms of a contract typically create incentives that affect the size of the surplus from exchange, and efficient nonprice terms maximize the surplus from exchange. In contrast, the price terms typically distribute the surplus between the parties. Sometimes the monopolist can use its power to extract the entire surplus from each exchange. A monopolist with this power will maximize its profits by maximizing the surplus from each exchange. In brief, a monopolist who can extract all of the surplus from each exchange by controlling the price will choose efficient nonprice terms.

In contrast, a monopolist who cannot extract all of the surplus from exchange by controlling the price may adopt inefficient nonprice terms in order to increase its control over the price terms. (These propositions can be restated in familiar jargon for economists.)<sup>45</sup> For example, a monopoly supplier of software may increase its power to over-price by contracts that prohibit resale.

Besides monopoly, another defect in markets can cause inefficient standardization of contracts. Lawyers often use the term “contract of adhesion” when a seller takes advantage of a buyer’s ignorance. Thus contracts often stipulate a process for resolving future disputes that favor sellers, such as compulsory arbitration before a board organized by the association of sellers. The buyer often fails to read the contract with sufficient care to be aware of such terms, or the buyer is aware

<sup>45</sup> In economic jargon, a perfectly discriminating monopolist sets efficient nonprice terms in its contract. Otherwise a monopolist may use inefficient nonprice terms to increase price discrimination. To illustrate the latter, assume that buyers who are willing to pay a lot for a product also prefer a strong warranty, whereas buyers who are willing to pay a little prefer a weak warranty. Recognizing this fact, the monopolist might offer two contracts: a high-price-strong-warranty contract and a low-price-weak-warranty contract. The difference in warranties helps to separate the two consumer groups so the monopolist can charge them different prices. Without the two nonprice terms, the monopolist cannot tell the two groups apart.



but does not appreciate the term's significance. When such a contract results in a legal dispute, the buyer's lawyer will argue that the court should void the contract because the standardized form prevented the buyer from bargaining. (Remember that according to the bargain theory of contract, which many judges accept in some form, "no bargain" implies "no contract.") This argument, however, misleads. If buyers are informed and markets are competitive, the standardized terms in form contracts will be efficient, not biased against buyers, without any bargaining. The real problem with this kind of contract is the buyer's ignorance, not the absence of bargaining.

**QUESTION 7.39:** Explain how uniformity can reduce price competition by strengthening cartels or increase price competition by reducing product differentiation.

**QUESTION 7.40:** Competition drives prices down to costs, whereas monopolies price above cost. California banks have paid large damages for allegedly charging fees greater than the cost of certain services that they provide. Suppose a car manufacturer charges an additional \$450 for an automatic transmission in a new car. What inefficiencies would result if the consumer could sue the manufacturer and make the company prove that \$450 is not disproportionately above the actual cost of the automatic transmission?

**QUESTION 7.41:** Monopoly distorts contracts by making prices too high. Why would a monopolist ever want to distort the nonprice term by, say, limiting liability for harm caused by defective products?

**QUESTION 7.42:** Assume that two kinds of buyers purchase contracts from a monopolist who promises to deliver goods in the future. One kind of buyer values the good more highly than the other. The monopolist would like to charge a higher price to the buyers who value the good more highly, but he cannot identify who they are. To overcome this problem, he offers two different contracts. One contract charges a high price and offers to pay high damages in the event that the seller fails to deliver the goods. The other contract charges a low price and offers to pay low damages in the event that the seller fails to deliver the goods. Explain why the two kinds of buyers might prefer different contracts. Explain why the monopolist might gain from offering two kinds of contracts. (In economic jargon, the "menu" of contracts "separates" the "pool" of buyers and permits "price discrimination.")

**2. Unconscionability** When a contract seems so one-sided that its enforcement would violate the conscience of the court, it may be set aside according to the common law doctrine of *unconscionability*. The civil law tradition contains a concept similar to unconscionability. "Lesion" refers to a contract that is too unequal to enforce in civil law. It is easy to see why judges do not want to use their power to enforce unconscionable contracts. It is difficult, however, to create legal doctrine



about what shocks, or ought to shock, the conscience of a judge.<sup>46</sup> We will use economics to dispel some of the obscurity in the unconscionability doctrine.

Lacking generally accepted definitions, the analysis of unconscionability must proceed from cases. We briefly discuss the famous case of *Williams v. Walker-Thomas Furniture Co.*, 350 F.2d 445 (D.C. Cir. 1965), to show how economics can contradict common sense. *Williams* concerns the purchase of a durable good from a retailer on credit. When a retailer loans the money for a consumer to buy a good, the lender-retailer wants a guarantee of repayment. The borrower offers something valuable that he or she owns (collateral). The lender acquires a right to the valuable object through what is known as a “security interest.” If the borrower defaults on the loan, the lender can take possession of the valuable object, sell it, and use the proceeds of the sale to discharge the debt.<sup>47</sup>

In theory, the borrower can offer anything valuable as a guarantee, but in practice the borrower usually offers the item that he or she is buying with the borrowed money, such as a refrigerator or an automobile. The lender-retailer obviously knows the market for that item and can easily resell it. However, consumer durables typically lose value faster than the purchase price is paid off. Consequently, the right to repossess the item being purchased will not fully protect the lender-retailer from loss due to default by the borrower. For example, assume that a car dealer lends \$20,000 to a consumer to buy a new car. The instant the car leaves the dealership, it becomes a “used car” and falls in value to, say, \$16,000. If the consumer-borrower defaults on the \$20,000 loan, the most that the dealer can recover by repossessing the car and reselling it is \$16,000. Consequently, consumer-borrowers need additional guarantees in order to borrow money to purchase consumer durables. The best alternative is a cash payment, called a “down payment,” equal to the difference between the purchase price and the amount of the loan. But what about the consumer who does not have the cash to make a down payment? That problem can be solved by an “add-on clause,” which specifies that any goods that the borrower has previously purchased on credit from the lender-retailer will serve as additional security for the current purchase.

<sup>46</sup>Both the *Uniform Commercial Code* and the *Restatement (Second) of Contracts* have attempted definitions of unconscionability, but neither is precise. Here is what they say:

UNIFORM COMMERCIAL CODE, §2–302 comment 1 (1977): “The basic test [of unconscionability] is whether . . . the clauses involved [in the contract] are so one-sided as to be unconscionable under the circumstances existing at the time of the making of the contract . . . The principle is one of the prevention of oppression and unfair surprise . . .”

RESTATEMENT (SECOND) OF CONTRACTS, §208 (1979): “c. Overall imbalance. Inadequacy of consideration does not of itself invalidate a bargain, but gross disparity in the values exchanged may be an important factor in a determination that a contract is unconscionable . . . Such a disparity may also corroborate indications of defects in the bargaining process . . . gross inequality of bargaining power, together with terms unreasonably favorable to the stronger party, may confirm indications that the transaction involved elements of deception or compulsion, or may show that the weaker party had no meaningful choice, nor real alternative, and hence did not in fact assent or appear to assent to the unfair terms.”

<sup>47</sup>Most jurisdictions have statutes that limit the reposessor to recovering the debt and the cost of its collection. See Alan Schwartz, *The Enforceability of Security Interests in Consumer Goods*, 26 J. LAW & ECON. 117 (1983).



To illustrate, assume that *A* bought a refrigerator from *B*'s store 2 years ago for \$800. *A* borrowed \$600 from *B* to make the purchase, and *A* promised to repay the loan at \$10 per month for 5 years. *A* has made payments each month for the past 2 years and still owes \$360 on the refrigerator. Now *A* decides to purchase a television set for \$500. *A* does not have the cash for a down payment. Instead, *B* suggests an add-on clause, by which *A* offers the refrigerator and the television as a guarantee. Thus, if *A* should default on the payments for the television, *B* may repossess the television *and* the refrigerator to discharge *A*'s debt on the television.<sup>48</sup>

The *Williams* case involved such an add-on clause. Mrs. Williams was a single mother of seven children and had a limited education. When she missed several payments on the most recently purchased goods, the Walker-Thomas Furniture Company laid claim to most of the household goods she had purchased from it under 14 contracts over a 5-year period. In such individual cases, the consumer's situation is desperate, and the impulse to provide legal relief is powerful. The *Williams* court held the add-on clause to be unconscionable.

Lawyers focus on individual cases, whereas economists focus on statistics. Statistically, the paternalistic protection of Mrs. Williams by legal restrictions on the credit market imposes high costs on poor consumers as a class.<sup>49</sup> The add-on clause presumably represents the cheapest way for some poor consumers to obtain credit. Denying them this instrument for borrowing will either force them to borrow at higher costs, or prevent them from borrowing to purchase needed goods. The poor as a class will borrow at higher cost and purchase fewer consumer goods than they otherwise would. Those retailers who offered the add-on clause in an attempt to lower the costs of consumer credit may also be made worse off by the holding. Their sales may decline or their costs may rise; in either case their profits are likely to fall.

We have suggested that Mrs. Williams deserved protection as an individual, and that refusing to enforce add-on clauses harms poor consumers as a class. The courts need a finer analysis to distinguish between consumers who need paternalistic protection and those whom it harms. Some consumers do not understand the complexities of the add-on clause. Perhaps they think that if they fail to make their payments on the most recent purchase, the lender-retailer will repossess only their most recent purchase. Such people undertake an additional loan without fully appreciating the risks and consequences of default. In cases like *Williams*, the court might require proof that the buyer understood the add-on clause as a condition for

<sup>48</sup> *B* cannot realize a profit on this repossession. Of the proceeds from the resale of the repossessed items, *B* may only keep the amount of the loan to which the store is entitled. Anything more than that which comes from the resale must be turned over to *A*.

There is more to the add-on clause. It also provides, typically, that the lender may use discretion in applying each installment payment made with respect to *any* item purchased from the lender-retailer against whatever outstanding balance the lender-retailer chooses. This may allow the creditor to keep the security interest in the refrigerator alive after the 5 years for which the original loan was to run. By adroit accounting, the creditor can keep this security interest in all previously purchased goods until all the loans have been paid off.

<sup>49</sup> See Richard Epstein, *Unconscionability: A Critical Reappraisal*, 18 J. LAW & ECON. 293 (1975).



enforcing it. The courts would require the contractual process to contain protections against ignorance about add-on clauses. The unconscionability doctrine might protect people from their own ignorance, but otherwise let them make their own decisions.

Courts frequently distinguish between *substantive* and *procedural* unconscionability. Substantive unconscionability usually refers to a price that is utterly disproportionate to market value. In contrast, procedural unconscionability consists of circumstances and procedures present at the formation of the bargain that violate widely accepted norms of fairness. Substantive and procedural unconscionability are often combined in actual cases because an unfair procedure frequently results in an unfair price. Violation of these norms undermines the quality of consent to the contract.

**QUESTION 7.43:** A 21-year-old songwriter signed a contract in 1966 with a music publisher. The standard-form contract assigned the copyrights of all the plaintiff's output to the defendant company in return for the defendant's agreement to pay 50 percent of the net royalties to the plaintiff. The contract was to run for 5 years, with automatic renewal for another 5 years if the plaintiff's royalties during the first term exceeded 5000 pounds sterling. The defendant company could terminate the contract on 1 month's notice and could assign the contract and any copyrights held under it without the plaintiff's consent. For signing the contract, the plaintiff received 50 pounds as an advance against future royalties. The plaintiff became a successful songwriter and sought to be released from the contract on the ground that it was unconscionably one-sided in the music publisher's favor. *Macaulay v. Schroeder Publishing Co. Ltd.*, (1974) 1 W.L.R. 1308 (H.L.). Use economics to analyze this case.

#### WEB NOTE 7.5



There is much more to be said about the troubling and troubled subject of unconscionability. We discuss some additional literature and cases involving that doctrine and pose additional questions about them on our website.

#### WEB NOTE 7.6



There is an increasing amount of interesting empirical work on contract law. We discuss that literature—especially that on unfair contract terms in new car deals by Professor Ian Ayres of Yale and a summary of that literature by Professor Russell Korobkin of UCLA—on our website.



**Table 7.5**  
**Defenses and Excuses**

<i>LEGAL DOCTRINE</i>	<i>FACT TRIGGERING</i>		<i>LEGAL</i>
	<i>LEGAL DOCTRINE PROBLEM</i>	<i>INCENTIVE SOLUTION</i>	
incompetence	incompetent person makes promise	protect incompetents at least cost	interpret contract in incompetent's best interests
duress	promisee threatens to destroy	deter threats	no enforcement of coerced promises
necessity	promisee threatens not to rescue	reward rescue	beneficiary pays cost of rescue plus reward
impossibility	contingency prevents performance	encourage precaution and risk-spreading	liability for the least-cost risk-bearer
frustration of purpose	contingency destroys purpose of performance	encourage precaution and risk-spreading	liability for the least-cost risk-bearer
mutual mistake about facts	buyer and seller make same mistake about facts	encourage precaution and risk-spreading	liability for the least-cost risk bearer
mutual mistake about identity	buyer and seller have different object in mind	prevent involuntary exchanges	unwind contract
unilateral mistake	buyer or seller mistaken about facts	unite knowledge and control; encourage discovery	enforce contract
duty to disclose	promisee harms by withholding information	induce supply of true information	liability for harm
fraud	promisee supplies false information knowingly	deter supply of false information	no enforcement of contract and liability for harm
adhesion contracts	cartel uses standard forms to promote collusion	destabilize cartels	deny enforcement to contracts of cartels
procedural unconscionability	consumer ignorant of critical terms in retailer's contract	create incentive to communicate meaning of contract terms	deny enforcement unless bargaining process communicates crucial information



## A. Conclusion to Part II

We summarize our analysis of excuses and defenses. The doctrine of incompetence is triggered when an incompetent person makes a promise. The law provides incentives to protect incompetent people at least cost by interpreting contracts in their best interests. The doctrine of duress gets triggered when the promisor threatens destruction in order to induce the promisee to make a one-sided promise. The law creates incentives to deter threats by not enforcing coerced promises. The doctrine of necessity gets triggered when the promisor threatens not to rescue the promisee in order to induce a one-sided promise. The law creates incentives for efficient rescue by requiring the beneficiary to pay the rescuer the cost of rescue plus a reward, and by refusing to enforce the one-sided promise. The doctrine of impossibility gets triggered when a contingency prevents performance. The law encourages efficient precaution and risk-spreading by allocating liability to the party who can bear the risk of the contingency at the least cost.

A contract can separate information and control when both of the parties make a mistake, or when the seller fails to disclose information needed by the buyer to prevent the good's destruction, or when the promisee supplies false information to the promisor.

Turning to monopoly, standard-form contracts can be used to promote collusion in a cartel. The law should not enforce such "contracts of adhesion." More typically, standard-form contracts increase competition by reducing product differentiation and lowering transaction costs. Finally, "unconscionability" covers a confusing array of doctrines, including bargaining processes that leave consumers ignorant of important terms. If events trigger these terms, the consumers are "unfairly surprised." The remedy is to require a process that communicates the information as a condition of enforceability. Table 7.5 encapsulates our analysis.

## SUGGESTED READINGS

- Eisenberg, Melvin A., *The Bargain Principle and Its Limits*, 95 HARV. L. REV. 741 (1982).
- Eisenberg, Melvin A., *The Limits of Cognition and the Limits of Contract Law*, 47 STAN. L. REV. 211 (1995).
- Eisenberg, Melvin A., *The Emergence of Dynamic Contract Law*, 88 CAL. L. REV. 1743 (2000).
- Eisenberg, Melvin A., *Disclosure in Contract Law*, 99 CAL. L. REV. 1645 (2003).
- Eisenberg, Melvin A., *Mistake in Contract Law*, 99 CAL. L. REV. 1573 (2003).
- Eisenberg, Melvin A., *Actual and Virtual Specific Performance: The Theory of Efficient Breach and the Indifference Principle in Contract Law*, 93 CAL. L. REV. 975 (2005).
- GOLDBERG, VICTOR E., FRAMING CONTRACT LAW: AN ECONOMIC PERSPECTIVE (2007).
- GOLDBERG, VICTOR E., ED., READINGS IN THE ECONOMICS OF CONTRACT LAW (2006).
- Hermalin, Benjamin, Avery W. Katz, & Richard Craswell, "The Economics of Contract Law," in A. MITCHELL POLINSKY & STEVEN SHAVELL, EDS., HANDBOOK OF LAW AND ECONOMICS, v. 1 (2007).



**310** CHAPTER 7 Topics in the Economics of Contract Law

Katz, Avery W., *The Option Element in Contracting*, 90 VA. L. REV. 2187 (2004).

Katz, Avery W., *The Economics of Form and Substance in Contract Interpretation*, 104 COLUM. L. REV. 496 (2004).

Posner, Richard A., *The Law and Economics of Contract Interpretation*, 83 TEX. L. REV. 1581 (2005).

SALANIE, BERNARD, *THE ECONOMICS OF CONTRACTS: A PRIMER* (2nd ed. 2005).

Schwartz, Alan & Robert E. Scott, *Contract Theory and the Limits of Contract Law*, 113 YALE L. J. 541 (2003).

Scott, Robert E. & George G. Triantis, *Embedded Options and the Case Against Compensation in Contract Law*, 104 COLUM. L. REV. 1428 (2004).

Scott, Robert E. & George G. Triantis, *Anticipating Litigation in Contract Design*, 115 YALE L.J. 814 (2006).

Shavell, Steven, *Specific Performance Versus Damages for Breach of Contract: An Economic Analysis*, 84 TEX. L. REV. 831 (2006).



## Appendix

# MATHEMATICAL APPENDIX

**T**O DEVELOP the model of performance and reliance more formally, we will apply math and graphs to the example of the Waffle Shop. Figure 7.6 depicts the relationship between Xavier's expenditure and the probability that he will perform as promised. The variable  $x$  denotes Xavier's expenditure on performing; the variable  $p$  denotes the probability of performing; and  $p = p(x)$  denotes the functional relationship between the variables. The probability of performing increases when Xavier spends; thus,  $p$  is an increasing function of  $x$ .

Now, we turn from Xavier's performance to Yvonne's reliance. Figure 7.7 graphs the relationship between the size of Yvonne's food order and her profits in September. By definition, profits in September equal total revenues minus total variable costs. Food orders are one cost that Yvonne can vary on short notice. To keep the example simple, we assume that she cannot vary any other costs in September. So the variable  $y$ , which denotes Yvonne's expenditure on food orders, also indicates her total variable costs for the month.

Total revenues equal Yvonne's income from selling meals in September. Her income from selling meals depends on whether she occupies the new building or the old building. If Xavier performs, then Yvonne occupies the new building on September 1 and she enjoys high revenues, as indicated in Figure 7.7 by the curve labeled  $R_p(y)$ . If Xavier does not perform, then Yvonne remains in the old building on September 1 and she enjoys low revenues, as indicated in Figure 7.7 by the curve labeled  $R_{np}(y)$ .

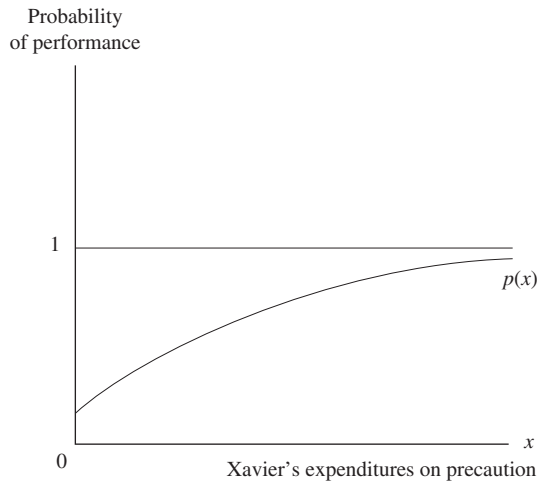
Figure 7.7 depicts profits, which equal the difference between total revenues and total variable costs, as the vertical distance between the appropriate total-revenue curve and the total-cost curve. The appropriate total-revenue curve depends on the probability that Xavier finishes the building on time. If Xavier is certain to finish the building on time, then  $R_p(y)$  is the appropriate total-revenue curve. Conversely, if Xavier is certain to finish the building late, then  $R_{np}(y)$  is the appropriate total-revenue curve.

Yvonne maximizes profits by maximizing the vertical distance between the appropriate total-revenue curve and the total-cost curve. When  $R_p(y)$  is the appropriate total-revenue curve, the high level of reliance denoted  $y_1$  in Figure 7.7

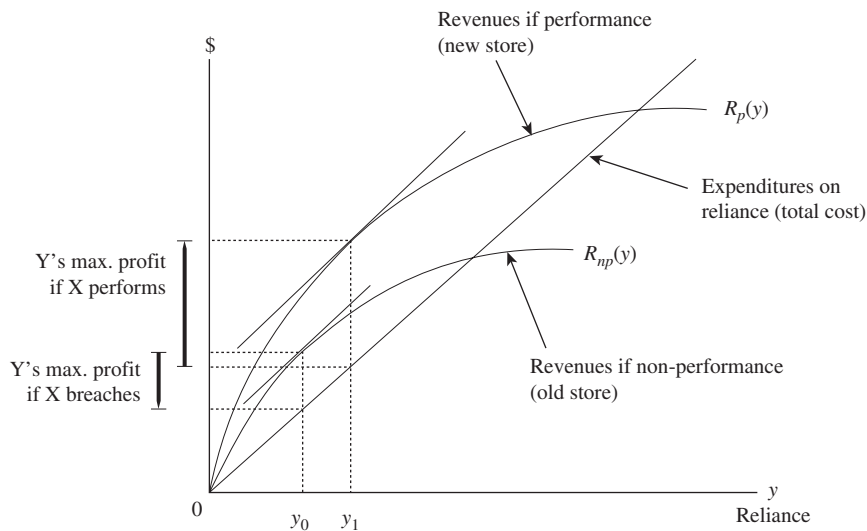


**FIGURE 7.6**

**The direct relationship between levels of precaution and the probability of performance.**

**FIGURE 7.7**

**How a promisee's reliance depends on the probability of a promisor's performance.**



maximizes Yvonne's profits. When  $R_{np}(y)$  is the appropriate total revenue curve, the low level of reliance denoted  $y_0$  in Figure 7.7 maximizes Yvonne's profits. (At both levels of reliance, the marginal cost of reliance (given by the constant slope of the line through the origin) equals the marginal revenue from reliance (given by the slope of either  $R_p(y)$  or  $R_{np}(y)$ ).)



Increasing the food order above  $y_0$  is risky. The farther  $y$  rises above  $y_0$  (up to the maximum  $y_1$ ), the more Yvonne's profits increase if Xavier performs, and the more Yvonne's profits decrease if Xavier breaches.

The concrete example of the Waffle Shop captures two general truths. First, the promisor can take costly precautions that increase the probability that he or she will perform as promised. Second, the more the promisee relies on the promise, the greater the profits if the promise is kept, and the lower the profits if the promise is broken.

**2. Efficiency** Efficiency requires choosing maximizing Yvonne's expected profits minus Xavier's expenditures. First, consider Xavier's expenditure on performance. More expenditures by Xavier increases his costs and Yvonne's expected profits, which efficiency requires Xavier to balance. Second, consider reliance. Yvonne's expenditures on reliance increase her profits if Xavier performs and decrease her profits if Xavier breaches. Efficiency requires Yvonne to balance the expected gains and losses of reliance.

We restate this verbal account of efficiency in notation. Efficiency requires choosing  $x$  and  $y$  to maximize Yvonne's expected profits minus Xavier's costs of precaution:

$$\begin{array}{ccccccc} \text{maximize} & p(x)R_p(y) + [1 - p(x)]R_{np}(y) & - & y & - & x & \\ x, y & & & & & & \\ & \text{Y's expected revenues} & & \text{Y's food} & & \text{X's} & \\ & & & \text{orders} & & \text{expenditure} & \\ & & & & & & \\ & \text{Y's expected profits} & & & & & (7.1) \end{array}$$

We will explain how to choose  $x$  and  $y$  to maximize the preceding function. First, consider Xavier. He spends  $x$ , which increases the probability  $p(x)$  that Yvonne enjoys high revenues equal to  $R_p(y)$ , rather than low revenues equal to  $R_{np}(y)$ . Efficiency requires the last dollar that Xavier spends to increase Yvonne's expected revenues by a dollar, which we write

$$\begin{array}{ccc} 1 & = & p'(x)[R_p(y) - R_{np}(y)] \\ \text{marginal expenditure} & & \text{marginal expected revenues} \end{array} \quad (7.2)$$

(If you know calculus, note that setting the partial derivative of equation 1 with respect to  $x$  equal to zero yields equation 7.2.)

Second, consider Yvonne. Increasing her expenditure  $y$  beyond  $y_0$  increases her revenues  $R_p(y)$  with probability  $p$  and decreases her revenues  $R_{np}(y)$  with probability  $(1 - p)$ . Efficiency requires the last dollar that Yvonne spends in reliance to increase her expected revenues by a dollar, which we write

$$\begin{array}{ccccc} 1 & = & pR_{p,y} & + & (1 - p)R'_{np,y} \\ \text{marginal reliance} & & \text{expected increase} & & \text{possible decrease} \\ \text{expenditure} & & \text{in revenues} & & \text{in revenues} \end{array} \quad (7.3)$$

(If you know calculus, note that setting the partial derivative of equation 7.1 with respect to  $y$  equal to zero yields equation 7.3.)



Equations 7.2 and 7.3 determine the values of  $x$  and  $y$  that maximize equation 7.1. These values, denoted  $x^*$  and  $y^*$ , are the efficient levels of precaution and reliance. The magnitude of  $y^*$  depends on the probability  $p$  that Xavier will perform. If performance is unlikely, then little reliance is efficient, so the efficient value of  $y$  is close to  $y_0$ . If performance is likely, then heavy reliance is efficient, so the efficient value of  $y$  is close to  $y_1$ . If the probability of performance is greater than zero and less than 1, then  $y^*$  is in between  $y_0$  and  $y_1$ .

**3. Damages Measures** Consider several different damages measures. Expectation damages  $D_e$  put Yvonne in the same position as if Xavier performed. Thus, expectation damages equal the difference between Yvonne's profits if Xavier performs,  $R_p(y) - y$ , and her actual profits when he breaches,  $R_{np}(y) - y$ . Thus, we define expectation damages:

$$D_e = R_p(y) - R_{np}(y)$$

expectation damages      performance revenues minus actual revenues      (7.4)

Opportunity-cost damages  $D_o$  put Yvonne in the same position after breach as if she had signed the best alternative contract. Yvonne signed the actual contract because she found its terms at least as good as the best alternative contract. To keep the model simple, we will say nothing explicit about the best alternative contract.

Reliance damages  $D_r$  put Yvonne in the same position after breach as if she had not signed a construction contract with Xavier or anyone else. If she had not signed a construction contract, she would have spent  $y_o$  on food and sold it in the old restaurant, thus receiving profits equal to  $R_{np}(y_o) - y_o$ . She actually spent  $y$  on food, Xavier breached, and she received profits equal to  $R_{np}(y) - y$ . The difference in profits equals her reliance damages:

$$D_r = [R_{np}(y_o) - y_o] - [R_{np}(y) - y]$$

reliance damages      profits if no contract      actual profits      (7.5)

Now we compare the three damages measures. Performance on the contract that she actually signed is at least as good for Yvonne as performance on the best alternative contract. So expectation damages are at least as high as opportunity-cost damages:  $D_e \geq D_o$ . The best alternative contract is at least as good for Yvonne as no contract. So opportunity-cost damages are at least as high as reliance damages:  $D_o \geq D_r$ . In summary we have:

$$D_e \geq D_o \geq D_r \quad (7.6)$$

**4. Incentives for Efficient Precaution** We described efficient behavior in words and notation, and then we described alternative measures of damages. Now we consider which measure of damages creates incentives for the promisor and promisee to behave efficiently.

Xavier bears the full cost of his own precaution  $x$ . Xavier also bears liability for damages  $D$  with probability  $[1 - p(x)]$ . The sum,  $(x + [1 - p(x)]D)$ , equals Xavier's expected costs. Xavier chooses  $x$  to minimize his expected costs:



$$\begin{array}{rcccl} \text{minimize} & x & + & [1 - p(x)]D & \\ & \text{precaution} & & \text{expected liability} & (7.7) \end{array}$$

Figure 7.8 depicts Xavier's problem. As the figure illustrates, Xavier's costs are high if he takes *no* precaution because his expected damages are large. His costs are also high if he takes *excessive* precaution, because the precaution costs more than it saves in liability. Xavier minimizes his costs by taking precaution at an intermediate level, denoted  $x^*$  in Figure 7.8, where the expected cost curve falls to its lowest point. This occurs where an additional dollar spent on precaution reduces his expected liability by a dollar. In other words, his costs are minimized when the marginal cost of precaution equals the marginal reduction in expected liability:

$$\begin{array}{rcccl} 1 & = & p'(x)D & & \\ \text{marginal cost} & & \text{marginal reduction} & & \\ \text{of precaution} & & \text{in expected liability} & & (7.8) \end{array}$$

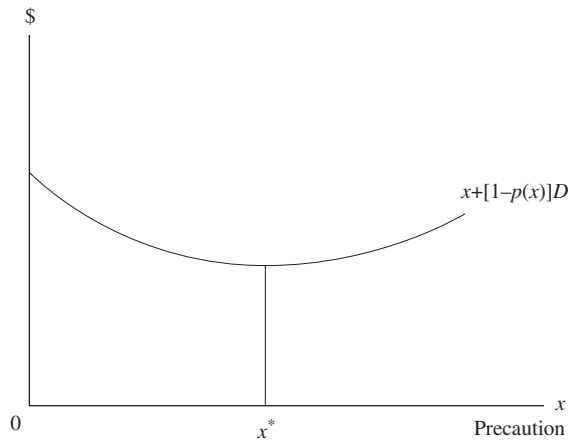
(If you know calculus, note that setting the partial derivative of equation 7.7 with respect to  $x$  equal to zero yields equation 7.8.)

We can compare the incentive effects of alternative measures of damages by substituting their definition for  $D$  into equation 7.8. First, consider expectation damages  $D_e$  as defined by equation 7.4. Substitute this definition of  $D_e$  for  $D$  in equation 7.8 to obtain

$$\begin{array}{rcccl} 1 & = & p'(x)[R_p(y) - R_{np}(y)] & & \\ \text{marginal cost of} & & \text{marginal expected revenues} & & (7.9) \\ \text{precaution} & & & & \end{array}$$

**FIGURE 7.8**

**A promisor's expected costs of precaution and of breach.**





This equation is identical to the efficiency condition in equation 7.2, which proves that expectation damages cause Xavier to take socially efficient precaution in order to minimize his expected costs.

It is easy to see why expectation damages create incentives for efficient precaution by the promisor. Promisors bear the full cost of their precaution. Their incentives are efficient when they also enjoy the full benefit. The full benefit equals any benefit that they receive plus the benefit that the promisees expect to receive. The benefit that promisees expect to receive equals the promisor's liability under expectation damages. Therefore, *expectation damages cause promisors to internalize the benefits of their precaution against breach*, which creates incentives for efficient precaution.

Now consider opportunity-cost damages and reliance damages. According to equation 7.6, expectation damages are at least as high as opportunity-cost damages, and opportunity-cost damages are at least as high as reliance damages. If the three damages are equal, then each of them provides incentives for efficient precaution by the promisor. If expectation damages exceed an alternative measure, then the alternative provides incentives for deficient precaution by the promisor. "Incentives for deficient precaution" means that the promisor minimizes expected costs by taking precaution below the efficient level. We summarize our conclusions as follows.

***Promisor's Incentives for Precaution Against Breach***

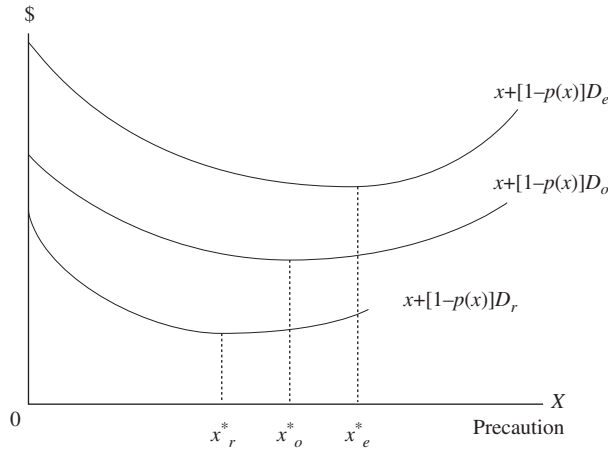
expectation		opportunity-cost		reliance
$D_e$	=	$D_o$	=	$D_r$
efficient		efficient		efficient
$D_e$	>	$D_o$	>	$D_r$
efficient		deficient		deficient

Figure 7.9 depicts these facts. Increasing the expected damages  $D$  increases Xavier's incentive to take precaution against events that cause him to breach. As damages increase from  $D_r$  to  $D_o$ , and from  $D_o$  to  $D_e$ , Xavier's cost-minimizing level of precaution increases from  $x_r$  to  $x_o$  and from  $x_o$  to  $x_e$ .

It is not hard to understand why awarding less than expectation damages provides incentives for deficient precaution. As explained, expectation damages cause the promisor to internalize the expected benefits of precaution. Consequently, awarding less than expectation damages causes the promisor to externalize part of the expected benefits of precaution. For example, opportunity-cost damages externalize the part of the promisee's benefit from performance of the actual contract that the promisee could not obtain from the best alternative contract.

**QUESTION 7.44:** Explain why perfect expectation damages generally create incentives for efficient precaution by the promisor. Explain why perfect opportunity-cost or reliance damages do not generally create incentives for efficient precaution by the promisor.



**FIGURE 7.9****How precaution varies with the size of damages for breach of contract.**

**QUESTION 7.45:** Assume that the remedy for breach is specific performance.

- Use Figure 7.9 to find the amount of precaution that Xavier would take if specific performance costs the promisor the same as expectation damages.
- Use Figure 7.9 to describe the amount of precaution that Xavier would take if specific performance costs the promisor more than expectation damages. (What are you implicitly assuming about renegotiation between the promisor and promisee?)

**QUESTION 7.46:** Assume that disgorgement damages are the remedy for breach, and assume that disgorgement damages exceed expectation damages. Use Figure 7.9 to describe the amount of precaution that Xavier would take.

**5. Incentives for Efficient Reliance** We explained that the efficiency of the promisor's incentives for *precaution* depend on the *level* of damages ("total damages"). Expectation damages provide incentives for efficient precaution by the promisor against breach, whereas opportunity-cost damages and reliance damages provide deficient incentives. Now we explain how the law creates incentives for efficient reliance by the promisee. We will show that the efficiency of the promisee's incentives for *reliance* depends on *changes* in damages caused by reliance ("marginal damages").

Yvonne invests  $y$  in reliance; she receives revenues  $R_p(y)$  with probability  $p$ ; and she receives revenues  $R_{np}(y)$  and damages  $D$  with probability  $(1 - p)$ .



The probability-weighted sum equals her expected net profits. Yvonne chooses  $y$  to maximize her expected net profits:

$$\begin{array}{llll} \text{maximize} & pR_p(y) + (1-p)(R_{np}(y) + D) & - & y \\ y & \text{expected revenues and damages} & & \text{reliance} \end{array} \quad (7.10)$$

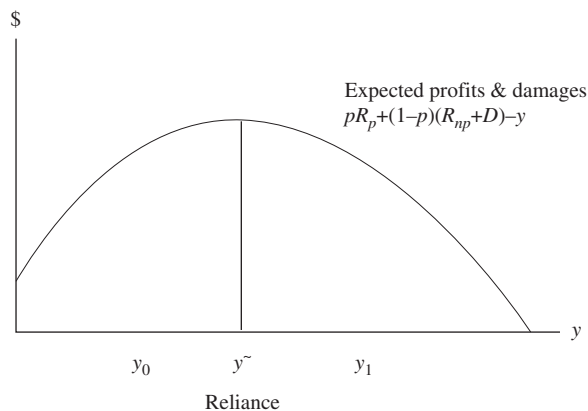
Figure 7.10 depicts Yvonne's maximization problem. Yvonne's expected net profits are low if she does not rely ( $y = 0$ ), because she does not order enough food in advance. Her expected net profits are also low if she relies excessively, because she orders too much food in advance. Yvonne maximizes her expected net profits by relying at an intermediate level, denoted  $y^*$  in Figure 7.10, where the expected-net-profits curve reaches its highest point. This occurs where an additional dollar spent in reliance increases her expected revenues and damages by a dollar. In other words, her net profits are maximized when the marginal cost of reliance equals the marginal increase in expected revenues and damages:

$$\begin{array}{llll} 1 & = & pR'_p(y) + (1-p)R'_{np}(y) & + & (1-p)D' \\ \text{marginal cost} & & \text{expected marginal} & & \text{expected marginal} \\ \text{of reliance} & & \text{revenues} & & \text{damages} \end{array} \quad (7.11)$$

(If you know calculus, note that setting the partial derivative of equation 7.10 with respect to  $y$  equal to zero yields equation 7.11.)

We can compare the incentive effects of alternative measures of damages by substituting their definition for  $D$  into equation 7.10. Recall that expectation damages restore the promisee to the position that he or she would have enjoyed if the promise had been kept. In the preceding chapter we defined *perfect* expectation damages as enough money to restore the promisee to the position that he or she would have enjoyed if the promise had been kept and if reliance had been *optimal*. Applied to the Waffle Shop, perfect expectation damages equal the difference

**FIGURE 7.10**  
Promisee's expected net profits.





between Yvonne's revenues when Xavier performs and her revenues when he breaches, *assuming optimal reliance* ( $y = y^*$ ):

$$\begin{array}{rcl} D_e^* & = & R_p(y^*) - R_{np}(y^*) \\ \text{perfect expectation} & & \text{expected revenues minus actual} \\ \text{damages} & & \text{revenues, given optimal reliance} \end{array} \quad (7.12)$$

Notice that equation 7.12 does not contain Yvonne's actual reliance,  $y$ . It contains her optimal reliance,  $y^*$ . When reliance equals  $y^*$ , Yvonne's expected recovery of damages does not vary with her actual reliance. An additional dollar of reliance  $y$  by Yvonne does not change the damages that she receives. "Marginal damages," denoted  $D'$ , means the increase in damages when Yvonne spends another dollar in reliance. Thus, if Yvonne had relied optimally, her marginal damages would equal zero:  $D' = 0$ . Substitute  $D' = 0$  into equation 7.11 to obtain

$$\begin{array}{rcl} 1 & = & pR'_p(y) + (1-p)R'_{np}(y) \\ \text{marginal reliance} & & \text{expected increase} \quad \text{expected decrease} \\ \text{expenditure} & & \text{in revenues} \quad \text{in revenues} \end{array} \quad (7.13)$$

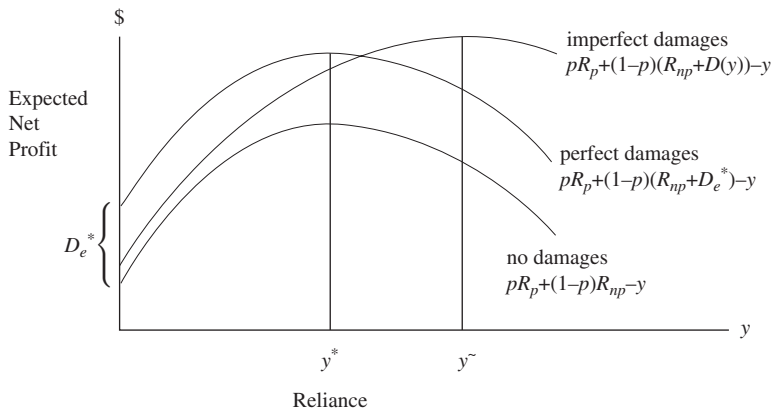
Equation 7.13 is identical to the efficiency condition in equation 7.3, which proves that perfect expectation damages cause Yvonne to rely at the socially efficient level.

It is easy to see why perfect expectation damages create incentives for efficient reliance by the promisee. Efficiency requires the person who increases risk to bear it. The promisee's reliance increases risk, specifically the risk that breach will destroy the value of the promisee's investment. Perfect expectation damages remain constant when the promisee relies more than is optimal. Thus, the risk caused by more reliance remains with the promisee. In brief, perfect expectation damages cause the promisee to internalize the risk of more than optimal reliance.

To illustrate, we contrast perfect and imperfect expectation damages in Figure 7.11. The curve labeled "no damages" indicates Yvonne's expected net

**FIGURE 7.11**

**How reliance varies with marginal damages for breach of contract.**





profits when  $D = 0$ . Shift this curve up by the amount of perfect expectation damages,  $D = D_e^* = D(y^*)$ , to obtain the curve labeled “perfect damages.” Perfect damages remain constant as reliance increases, so  $D' = 0$ . The curve labeled “perfect damages” in Figure 7.11 achieves its high point when Yvonne relies optimally:  $y = y^*$ .

Finally, the curve labeled “imperfect damages” in Figure 7.11 indicates Yvonne’s expected net profits when damages change as a function of reliance:  $D = D(y)$ .<sup>50</sup> Notice that imperfect damages  $D(y)$  increase as Yvonne’s reliance  $y$  increases, so marginal damages exceed zero:  $D' > 0$ . This fact causes Yvonne’s expected-net-profit curve to shift to the right for values of  $y$  above  $y^*$ , as depicted in Figure 7.11. As a result of the shift to the right, Yvonne’s expected-net-profit curve achieves its maximum at a level of reliance, denoted  $y^*$ , that exceeds the efficient reliance  $y^*$ .<sup>51</sup> In brief, Figure 7.11 illustrates that positive marginal damages ( $D' > 0$ ) cause overreliance ( $y > y^*$ ).

**QUESTION 7.47:** Why does the “no-damages” curve achieve its maximum in Figure 7.11 for the same value of  $y$  as the “perfect-damages” curve? Explain why “no damages” provides efficient incentives for reliance by Yvonne and inefficient incentives for precaution by Xavier.

**QUESTION 7.48:** The “imperfect-damages” curve in Figure 7.1 lies below the “perfect-damages” curve for values of  $y$  smaller than  $y^*$ . The opposite is true for values of  $y$  larger than  $y^*$ . Consider a composite consisting of the imperfect-damages curve for values of  $y$  less than  $y^*$  and the perfect-damages curve for values of  $y$  greater than  $y^*$ :

$$D = D(y) \text{ for } y, y^*;$$

$$D = D(y^*) \text{ for } y > y^*.$$

Assume that Yvonne’s expected profits correspond to this composite curve. Thus, Yvonne receives compensation for actual damages up to a maximum value of  $D(y^*)$ . Given this composite measure of damages, what level of reliance  $y$  maximizes Yvonne’s expected profits?

**QUESTION 7.49:** Assume that the parties cannot renegotiate after breach. Also assume that the remedy for breach is specific performance. Specific performance guarantees that Xavier will perform. Will Yvonne

<sup>50</sup> Three facts explain the shape of the imperfect-damages curve as depicted in Figure 7.11. (1) Perfect damages exceed imperfect damages at deficient levels of reliance:  $D_e^* > D(y)$  for  $y < y^*$ ; (2) perfect damages equal imperfect damages at the efficient level of reliance:  $D_e^* = D(y)$  for  $y = y^*$ ; (3) imperfect damages exceed perfect damages for excessive levels of reliance:  $D(y) > D_e^*$  for  $y > y^*$ .

<sup>51</sup> To prove that Yvonne’s reliance increases when  $D$  increases from zero to a positive number, notice that  $D' > 0$  implies that the right side of equation 7.11 exceeds the efficiency condition given by equation 7.3 (and repeated in 7.13) for any given value of  $y$ .



set her reliance  $y$  equal to  $y_0$ ,  $y^*$ , or  $y_1$  in Figures 7.7 and 7.11? Explain your answer.

**QUESTION 7.50:** Assume that disgorgement damages are the remedy for breach. Disgorgement damages depend on the profits earned by the promisor as a result of breaching. Consequently, disgorgement damages do not vary with the promisee's reliance ( $D' = 0$ ). Use Figure 7.11 to explain the incentive effects of disgorgement damages on Yvonne's reliance.



## Chapter 8

# AN ECONOMIC THEORY OF TORT LAW

*“The early law asked simply, ‘Did the defendant do the physical act which damaged the plaintiff?’ The law of today, except in certain cases based upon public policy, asks the further question, ‘Was the act blameworthy?’”*

James Barr Adams,  
*Law and Morals*, 22 HARV. L. REV. 97, 99 (1908)

*“Even if there is no negligence, public policy demands that responsibility be fixed wherever it will most effectively reduce the hazards to life and health inherent in defective products that reach the market.”*

Judge Roger Traynor, *Escola v. Coca-Cola Bottling Company*, 150 P.2d 436 (1944)

PEOPLE OFTEN HARM each other by doing something wrong: motorists collide on the highway; a patron in a bar punches the person standing next to him; an intrauterine birth control device causes infertility; a newspaper inaccurately reports the arrest of a businessman for soliciting a prostitute; a professor gives an unfair exam; and so forth. Some of these wrongs are accidental and some are intentional; some are serious and others are trivial; some are crimes and others are annoyances.

Suppose that the victim in each of these cases initiates a lawsuit. Under what body of law can the victim sue? Because the plaintiff and defendant are private persons (not the state), the suit belongs, by definition, to “private law.” We have already studied two bodies of law that are mostly private—the law of property and the law of contracts. The victim cannot sue under contract law because a broken promise did not cause the injury in any of these cases. The victim cannot sue under property law for damage to body, reputation, or scholastic record because these things are not *property*. (You cannot transfer your body, bequeath your reputation, or sell your scholastic record.) Large losses can escape contract or property law, such as the wreck of the oil tanker *Exxon Valdez* in Alaska in 1989 that resulted in harm exceeding a billion dollars (as well as dead birds, fish, seals, otters, and whales).



These facts demonstrate the need for a third major body of private law other than property and contracts. The third body of law concerns compensable wrongs that do not arise from breach of contract and cannot be remedied by an injunction against future interference. Here are some more detailed examples:

**Example 1:** Joe Potatoes has been driven to distraction by the escapades of his wife, Joan Potatoes. At the end of a hard night's work at the loading dock, Joe is approached by Jim Bloggs. Suspecting that Jim has been romancing Joan, Joe insults and strikes him, breaking his nose. Bloggs subsequently sues for the injury to his reputation and his nose.

**Example 2:** Three hunters go into the woods after pheasants. They are spread out in a straggling line about 25 yards apart, walking in the same direction. The hunter in the center flushes a bird that flies up, its wings pounding. The hunters to his left and right turn toward the bird in the middle and fire. The bird escapes, but the hunter in the middle is blinded by birdshot. One of the two hunters certainly caused the harm, but there is no way to determine which one of them it was. The victim sues both of them.

**Example 3:** A manufacturer produces automobile fuel additives that demand careful control over quality. If quality control is maintained at a high level, the chemical mixture in the product is correct, and it never causes damage to automobile engines. If, however, quality control is relaxed and allowed to fall to a low level, some batches of the chemical mixture will be flawed. A few of the cars using the flawed batch will be harmed; specifically, the engine will throw a rod and tear itself to pieces. After a rod is thrown, an alert mechanic can detect the cause of the harm by examining the car's fuel and other signs. The manufacturer determines that a high level of quality control costs more than the harm to some automobile engines caused by a low level of quality control, so the manufacturer adopts a low level of quality control. The owner of the damaged car sues the manufacturer and asks for punitive damages.

In English-language countries, the name for the body of common law relevant for these cases is *tort* law. After the Normans conquered England in 1066, they soon lost the French language, but they retained a peculiar form of it for writing about law. *Tort* is "law-French," itself derived from the Latin word *tortus* (twisted). The common law of torts overlaps the law of "civil responsibility" in continental Europe. The continental Europeans use this phrase to refer to private suits over injuries, as opposed to criminal prosecutions. However, different legal traditions locate the boundaries of these broad areas of law somewhat differently and adopt somewhat different legal doctrines.

Example 1 illustrates an "intentional tort," so named because the injurer intentionally inflicted the harm on the victim. Many intentional torts are also crimes, such as assault, battery, false imprisonment, and intentional infliction of emotional duress. The person who commits such an act may be sued for damages under tort law by the victim and also prosecuted under criminal law by the state. Intentional torts are so much like crimes that we shall not discuss them here. Instead, we shall rely upon our analysis of crime in Chapter 11 to serve as an introduction to intentional torts.



Most of the wrongs that we shall consider in the two chapters on torts are *unintentional*, that is, inadvertent accidents. To illustrate, Example 2 describes a hunting accident. Example 3 is more complicated. The manufacturer's low level of quality control is deliberate, and the resulting harm to automobiles is statistically predictable, but the harm to particular cars is accidental. Example 3 also differs from the other two examples in that the injurer sold a product to the victim, so the two parties participated in a commercial transaction.

The law of accidents was one of the first bodies of private law successfully analyzed using formal economic models. We shall explain these models in this chapter. As with all our introductory chapters in this book, we focus first on theory. In the next chapter we apply economic theory to some specific areas of tort law, develop a more detailed analysis, and explore proposals to reform the tort liability system.

## I. DEFINING TORT LAW

We began this chapter by listing examples of harm for which the laws of contracts and property offer no remedy. The victim cannot use these laws to sue when there is no breach of contract, no damage to property, or no continuing harm to enjoin. This gap creates the need for tort law. Now we want to demonstrate that this gap in the law of property and contracts *necessarily* exists and, by doing so, we shall describe the economic essence of tort law.

### A. Economic Essence of Tort Law

As explained in Chapter 4, property law facilitates cooperation among people by defining rights clearly. As we explained in Chapter 6, contract law facilitates cooperation among people by enabling them to make credible commitments. Property and contract laws enable people to cooperate over many kinds of harm that one person imposes upon another. To illustrate, recall the examples that we discussed when explaining the Coase Theorem, such as the rancher's cows and the farmer's crop, or the electrical company's smoke and the laundry's white clothes, or the sparks from the railroad and the farmer's wheat fields.

For some kinds of harm, however, the costs of bargaining are so high that the parties cannot cooperate together. For example, every driver cannot negotiate with every other driver and agree among themselves concerning how to allocate the costs of future accidents. Nor can every driver enter into a contract with every other motorist or pedestrian who might get hit by his car. Motorists cannot conclude a series of private agreements to take socially efficient care.

For other kinds of negotiations, the absolute costs are low, but the relative costs are high. To illustrate, consider the three hunters in Example 2. Before hunting pheasants, they could negotiate an agreement to allocate the cost of an accident. However, the cost of negotiating (including the unpleasant atmosphere it creates) is large relative to the small probability of a hunting accident. As these examples illustrate, a gap necessarily exists in property and contract law when high transaction costs preclude bargaining.



In Example 1, Joe Potatoes was not in a frame of mind to negotiate when he broke the nose of Jim Bloggs. The obstacle to cooperation in Example 1 is emotions, not costs. In Example 3, where defective fuel additives destroy automobile engines, the manufacturer may think that most consumers will remain ignorant of the dangers caused by defective fuel additives. Consequently, the manufacturer of fuel additives may not want to alert consumers by mentioning the danger in the consumer contract or the product's warranty. The obstacle to cooperation in Example 3 is consumers' ignorance and the producer's strategic decision to keep information private.

Recall that the Coase Theorem treats all obstacles to bargaining—including bargaining costs, emotions, private information, and strategy—as “transaction costs.” We can use this idea to explain the boundary between the law of contracts and torts. Contract law concerns relationships among people for whom the transaction costs of private agreements are relatively low, whereas tort law concerns relationships among people for whom transaction costs of private agreements are relatively high. Economists describe harms that are outside private agreements as *externalities*. The economic purpose of tort liability is to induce injurers and victims to *internalize* the costs of harm that can occur from failing to take care. Tort law internalizes these costs by making the injurer compensate the victim. When potential wrongdoers internalize the costs of the harm that they cause, they have incentives to invest in safety at the efficient level. *The economic essence of tort law is its use of liability to internalize externalities created by high transaction costs.*

Tort liability is only one of several policy instruments available to internalize externalities created by high transaction costs. Alternative policy instruments include criminal statutes, safety regulations, and tax incentives. Each alternative has its advantages and disadvantages. This chapter will explain the strengths and weaknesses of tort liability as an instrument for internalizing externalities.

**QUESTION 8.1:** In Chapter 6, we distinguished between a default rule and a regulation. A default rule applies unless the parties explicitly agree to an alternative. A regulation applies regardless of what the parties agree to. In Chapter 6 we contrasted the circumstances under which default rules in contract law are more efficient than regulations, and the circumstances under which regulations are more efficient than default rules. Use economics to draw this same contrast between default rules and regulations in tort law.

## B. The Traditional Theory of Tort Liability

We described the essence of tort law in terms of its economic function. Before analyzing these functions, we describe a traditional legal theory of torts. In the early 20<sup>th</sup> century, a legal theory specified the essential elements of a tort. This traditional theory of tort law enjoyed substantial acceptance in America 100 years ago, although it never achieved the same degree of consensus as did the classical (bargain) theory of contracts. We discuss the traditional theory because the essential elements of a tort as stipulated by it serve as building blocks in the economic model of tort liability.



Three elements must be present for recovery by the plaintiff under the traditional theory of torts:

1. the plaintiff must have suffered *harm*;
2. the defendant's act or failure to act must *cause* the harm; and
3. the defendant's act or failure to act must constitute the *breach of a duty* owed to the plaintiff by the defendant.

We will explain each element in turn and develop an economic account of it.

**1. Harm** The first element required for a plaintiff to sue in tort is that he or she must have suffered harm. Without harm, there can be no suit in tort, even if the act was dangerous. To illustrate, suppose that the manufacturer in Example 3 sold a batch of fuel additives that were harmless in cars with conventional carburetors and dangerous in cars with turbocharged carburetors. The owner of a car with a conventional carburetor might feel outrage when these facts become known, but outrage is not compensable. His car must have actually been damaged.

Similarly, liability law does not compensate for exposure to risk, as opposed to the realization of risk. To illustrate, suppose that a manufacturer accidentally exposes 100 of its workers to a chemical that, according to medical experts, will cause 15 percent of them to develop liver cancer 20 years from now. Under traditional tort doctrine, the victims cannot recover for exposure to the risk. Instead, the victims must wait until 20 years have passed and then the people who actually develop cancer can sue for damages. Some scholars advocate compensating victims for exposure to risk, but so far U.S. courts have been reluctant to allow a tort action on that basis. (Societies concerned about the risk of harm typically use safety regulation, administered by a government agency, rather than tort law, to minimize the risk of remote harms.)

Harm has a simple economic interpretation: a downward shift in the victim's utility or profit function. To illustrate, Charlie's utility function in Figure 8.1 is defined over two goods—health (along the horizontal axis) and wealth (along the vertical axis). An indifference curve in Figure 8.1, such as  $u_0$  or  $u_1$ , depicts all the combinations of health and wealth that give Charlie the same level of satisfaction. Higher indifference curves indicate more satisfaction. Thus, any combination of health and wealth that lies above  $u_0$  is more desirable to Charlie than any combination that lies on or below  $u_0$ . The shape of Charlie's indifference curves indicates that he is willing to trade off one good to get more of the other and maintain overall well-being. To illustrate, as Charlie moves down  $u_0$ , his wealth increases at a rate that exactly offsets his declining health. Similarly, as Charlie moves up  $u_1$ , his health improves at a rate that exactly offsets his declining wealth.

Suppose that Charlie initially has health in the amount  $H_0$  and wealth in the amount  $W_0$ , which results in utility  $u_0 = u(H_0, W_0)$ . Now suppose that Amanda injures Charlie, causing his health to fall to  $H_1$  and his wealth to fall to  $W_1$ . Charlie has been harmed in that he has been pushed from  $u_0$  down to  $u_1$  by Amanda. Perfect compensation requires Amanda to restore Charlie's satisfaction to level  $u_0$ . Money damages are the traditional means of doing this. Assume that costly medical treatment can restore Charlie's health. Typically, those damages would



constitute a sum equal to  $(W_0 - W_1)$  to compensate for the lost wealth and a sum equal to the cost of providing  $(H_0 - H_1)$  units of health. This would restore Charlie to his original position before the wrong was done to him.

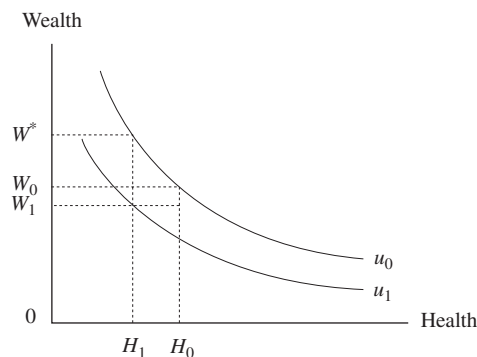
Suppose, however, that the accident did irreparable damage to Charlie's health, so that he is stuck at  $H_1$  forever. Amanda could, nonetheless, restore his preaccident level of satisfaction by increasing his wealth, not to its preaccident level of  $W_0$ , but rather to level  $W^*$ . Because Charlie trades off wealth and health, Amanda can give him the monetary equivalent of his irreparable decline in health. (Note that our account of compensatory money damages here is identical to the account of *Hawkins v. McGee* in Chapter 7.)

Figure 8.1 illustrates the ideal of perfect compensation. In reality, tort law limits the harms for which victims can receive compensation from their injurers. Traditionally, courts were willing to compensate for tangible losses that are easy to document, such as medical costs, lost income, the costs of replacing or repairing damaged property, and the like. By contrast, courts were traditionally reluctant to compensate for intangible losses or those that are difficult to measure, such as emotional harm, distress, loss of companionship, and "pain and suffering." Over the years, however, American courts have steadily expanded the list of compensable harms to include many intangibles. To illustrate by Example 1, Bloggs may receive compensation for the emotional distress of being reviled and struck by Potatoes. Other countries have also expanded the scope of compensable harms, but not so far as the United States.

Expanding the scope of compensable harm has advantages and disadvantages. On the one hand, this expansion allows compensation for real harms that would have gone unredressed, as illustrated by the following historical example. Suppose that a motorist accidentally kills one of the dependent children of a loving family. The death of the child entails no loss of income to the rest of the family; on the contrary, death saves the family the expense of raising the child. This fact once posed a difficult problem for courts: they wished to confine compensable

**FIGURE 8.1**

**Showing harm as a displacement from a higher to a lower indifference curve and the measures of compensation.**





damages to economic losses that are measurable, and yet no such losses follow from the death of dependent children. For the surviving members of the family to recover damages, courts had to allow compensation for emotional distress and loss of companionship.<sup>1</sup>

Expanding the scope of compensable harm also creates a vexing problem: how is the court to assign a dollar value to intangible (but real) losses? As explained, *perfect compensation* means a sum of money sufficient to make the victim of an injury equally well off with the money and the injury as he or she would have been without the money or the injury. Perfect compensation is the right goal for courts trying to internalize costs, but implementing the goal is difficult for intangible, but real, harms. Implementation is difficult because the court cannot observe and measure the plaintiff's subjective valuation of the loss of companionship, emotional distress, or pain and suffering. Even worse, the very idea of perfect compensation sometimes fails in court. Compensation for a child's death is *not* an amount of money such that the parents would just as soon have the money as their child.

Confusion over intangible damages contributes to *liability disparity*, which occurs when the same court awards different amounts of compensation to victims who suffered the identical injury. Similarly, court-awarded damages to victims with the same injury differ markedly across countries, with Americans giving higher damages than Germans, and Germans giving more damages than Japanese. Fairness and efficiency seem to require reducing liability disparity in each court and harmonizing damages across jurisdictions. Economics suggests how to reduce liability disparity by adopting better grounded and more predictable ways to calculate damages for intangible harms.

**QUESTION 8.2:** Suppose that a person who is burned in an accident suffers intense pain for 1 week and then fully recovers. What does “perfect compensation” mean in principle as applied to the burn? Why do you expect actual compensation to be imperfect?

**QUESTION 8.3:** Describe some difficulties in implementing perfect compensation for the destruction by fire of Blackacre, the estate of the Gascoyne-Stubbs family for 15 generations.

**2. Cause** According to the traditional theory, the second element of a tort is “cause.” In order for the plaintiff to sue, according to the traditional theory, the defendant must have *caused* the plaintiff's harm. To illustrate by modifying Example 1, suppose that just as Potatoes' fist was about to strike Bloggs' nose, the floor board broke under Bloggs, and he fell down, breaking his nose when he struck the ground. The fall enabled Bloggs to avoid Potatoes' fist, but he broke his

<sup>1</sup> In a similar vein, many legal systems used to hold that a person's legal causes of action died with him or her. So, if someone was killed in an accident, his estate could not, on this theory, bring an action against the injurer. We shall return to a discussion of this matter, as well as compensation for difficult-to-measure losses, in the next chapter.



nose anyway. In this new example, there is a wrong (throwing a punch), and there is damage (a broken nose), but the former did not cause the latter. Without causation, the wrongdoer who threw the punch is not liable in tort law for the harm.

The element of causation sharply differentiates torts from morality. To illustrate, suppose that in Example 2, both of the hunters were equally reckless when they discharged their guns at the pheasant. It was a matter of mere chance that one of the hunters actually blinded the victim and the other hunter missed. Because they were equally reckless, they are on the same plane morally. They may be equally blameworthy, but they are not equally liable. Under traditional rules of tort liability, only the hunter who actually *caused* the harm is liable; the hunter who missed is not liable.

The idea of causation may seem simple—perhaps an image comes to mind of billiard balls colliding with each other—but this impression is misleading. Causation is a notoriously difficult philosophical topic, and that difficulty carries over into law. The law distinguishes two types of causes. The first and more comprehensive is “cause-in-fact.” Lawyers often use a simple criterion, called the “but-for test,” to decide whether action *A* was the cause-in-fact of event *B*: “But for *A*, would *B* have occurred?” If the answer to this question is “no,” then *A* is the cause-in-fact of *B*. If the answer to this question is “yes,” then *A* is not the cause-in-fact of *B*.

To illustrate, we apply the but-for test to Example 3. An automobile owner cannot recover unless the defective fuel additive was the cause-in-fact of her engine’s having thrown a rod. But for the defective fuel additive, would the car have thrown a rod? If the answer is “no,” then the defective fuel additive is the cause-in-fact; if the answer is “yes,” then the defective fuel additive is not the cause-in-fact.

The but-for test can determine causation in many legal cases, but in some cases it is useless or misleading. It is often useless in cases involving multiple causes of harm. To illustrate by changing Example 1 again, suppose that Potatoes takes a swing at Bloggs, who dodges the punch and lands on some rotten floorboards that collapse under him, and the fall breaks Bloggs’ nose. But for Potatoes’ trying to strike Bloggs, would Bloggs have broken his nose? The answer depends upon whether Bloggs would have stepped on the rotten floorboards even if he did not have to dodge the punch from Potatoes. It is unclear whether Potatoes’ punch was the cause-in-fact of the broken nose. The punch might not have been a necessary condition for the harm to occur, although it was part of a sufficient set of conditions.<sup>2</sup>

Multiple causes can also increase the probability of harm, as when a person whose parents died from lung cancer lives in a house with asbestos siding, works in a factory with carcinogenic chemicals, and smokes. The courts have struggled to develop a workable theory to assign liability when probabilistic harms actually materialize. An economist might use a regression analysis to estimate the increase in probability of lung cancer caused by heredity, asbestos siding, chemicals at work, and smoking. All variables with positive coefficients are contributing causes, and the variable with the largest coefficient is the most substantial cause.

<sup>2</sup> A famous article in philosophy argues that a cause is an Insufficient but Necessary part of an Unnecessary and Sufficient set of conditions (INU). See J. L. MACKIE, *Causes and Conditions*, 2 AM. PHIL. Q. 245 (1965).



If the person develops lung cancer and sues someone, the court could assign full liability to the most substantial cause, apportion liability among the contributing causes, or find no liability.

Another problem arises when applying the but-for test to a sequence of events that precede an injury: the but-for test allows distant causes to have the same weight as proximate causes.<sup>3</sup> To illustrate, return to the original Example 1, in which Potatoes' fist breaks Bloggs' nose. The fist is the cause-in-fact of Bloggs' broken nose, but so are many other things. For example, but for having been born, Potatoes would not have broken Bloggs' nose; but for Joe's parents conceiving him, he would have not been born; so Joe's parents are a cause-in-fact of Bloggs' broken nose. The but-for test does not discriminate between the proximate cause (Joe's fist) and the remote cause (Joe's conception).

The defendant's act must not only be a cause-in-fact; it must be the *proximate* cause of the plaintiff's harm to establish legal liability under the traditional theory. Proximity is a matter of degree, so the question arises, "How close must the connection be in order for a particular cause to be 'proximate' in law?" One of the most famous cases addressing this problem is *Palsgraf v. Long Island Railway Co.* (248 N.Y. 399, 162 N.E. 99 [1928]). The relevant facts, as determined by the court, were these:

*Plaintiff [Mrs. Palsgraf] was standing on a platform of defendant's railroad after buying a ticket to go to Rockaway Beach. A train stopped at the station, bound for another place. Two men ran forward to catch it. One of the men reached the platform of the car without mishap, though the train was already moving. The other man, carrying a package, jumped aboard the car, but seemed unsteady as if about to fall. A guard on the car, who had held the door open, reached forward to help him in, and another guard on the platform pushed him from behind. In this act, the package was dislodged, and fell upon the rails. It was a package of small size, about fifteen inches long, and was covered by a newspaper. In fact it contained fireworks, but there was nothing in its appearance to give notice of its contents. The fireworks when they fell exploded. The shock of the explosion threw down some scales at the other end of the platform many feet away. The scales struck the plaintiff, causing injuries for which she sues.*

The New York court determined that the railroad was not liable for Mrs. Palsgraf's injuries because the railroad guard's actions in pushing the passenger

<sup>3</sup> A famous illustration of how great events can be said to be caused by remote causes comes from *Mother Goose*:

For want of a nail, the shoe was lost;  
For want of a shoe, the horse was lost;  
For want of a horse, the rider was lost;  
For want of a rider, the battle was lost;  
For want of the battle, the kingdom was lost;  
And all for the want of a horseshoe nail.



were too remote in the chain of causes to be deemed the legal cause of the plaintiff's harm.<sup>4</sup> As this case illustrates, "proximity" in law is imprecise, although sometimes decisive, for liability.

A famous philosopher, Bertrand Russell, argued that science advances by replacing the imprecise concept of "cause" with the precise mathematical concept of a "function."<sup>5</sup> The idea of cause in tort law connects to functions in economic models. In economic models, the consumer's preferences are described by a utility function, and the producer's technology is described by a production function. The values of the variables in the utility function determine the consumer's level of utility, and the values of the variables in the production function determine the level of output. The consumer chooses the values of variables that he or she controls in the utility function to maximize it, and the producer chooses the values of the variables that he or she controls in the production function to maximize profits. One person harms another when the variables that he or she controls lower the utility or production of someone else. For example, the Long Island Railway Company controlled variables affecting its production that also affected Mrs. Palsgraf's utility. The functional representation of cause in tort law is a variable controlled by one person that appears in the utility or production function of someone else.

To illustrate, assume that Amanda enjoys smoking, which we indicate by the function  $u_A = u_A(S, \dots)$ , where  $u_A$  denotes Amanda's utility,  $S$  denotes the amount that Amanda smokes, and " $\dots$ " indicates all the other variables affecting Amanda's utility. Charlie's utility depends upon his health and wealth, which we write  $u_C = u_C(H, W)$ . Assume that Charlie's health is a decreasing function of Amanda's smoking:  $H = H(S)$ . Amanda's utility function,  $u_A = u_A(S)$ , and Charlie's utility function,  $u_C = u_C(H(S), W)$ , both contain the variable  $S$ . The variable  $S$  that Amanda controls directly affects Charlie's utility. (By further complicating the preceding functions, we could represent a probabilistic relationship between Amanda's smoking and Charlie's health.<sup>6</sup>)

When the same variable appears in different people's utility or production functions, the functions are "interdependent." Interdependent utility or production functions constitute an externality when obstacles prevent the parties from bargaining together and reaching an agreement to set the interdependent variable at the efficient value. "Cause" in tort law typically involves an externality created by interdependent utility or production functions.

**QUESTION 8.4:** Suppose that a car stalls on the railroad tracks because its carburetor is badly maintained. A train collides with the car because the train's brakes are badly maintained. What is the proximate cause of the accident? Who had the "last clear chance" to avoid the

<sup>4</sup> As is often true with famous cases, the facts are not as straightforward as generations of law students are led to believe. See JOHN NOONAN, *PERSONS AND MASKS OF THE LAW* 127 (1976).

<sup>5</sup> Bertrand Russell, *On the Notion of Cause*, 13 *PROCEEDINGS OF THE ARISTOTELIAN SOCIETY* (1912–1913).

<sup>6</sup> To illustrate, let  $H = 1$  indicate "no cancer," and  $H = 0$  indicate "cancer." Let  $p$  indicate the probability of cancer, where  $p = p(S)$  is an increasing function. Charlie's expected utility can be written  $p(S)u_C(0, W) + (1 - p(S))u_C(1, W)$ .



accident? Does the answer to the first question affect the answer to the second question?

**3. *Breach of a Duty*** In some circumstances, the first two elements that we have just identified—harm and proximate cause—are sufficient to establish liability in tort for the defendant. A rule of liability based upon harm and causation is called “strict liability.” For example, a construction company that uses dynamite to clear rocks from the path of a road is liable in common law for any harm caused by the blasting. In general, the common law applies a rule of strict liability to “abnormally dangerous activities” like blasting with dynamite.<sup>7</sup>

In the usual case, however, the victim must demonstrate more than harm and cause in order to recover damages from the defendant. In addition to these two elements, the plaintiff must usually demonstrate that the defendant breached a duty that he or she owed to the plaintiff, and that the breach caused the plaintiff’s harm. To illustrate, Joe Potatoes in Example 1 breached a duty not to strike Bloggs. When an injurer breaches a legal duty, he or she is said to be “at fault” or to have been “negligent.” For example, one or both of the hunters in Example 2 was at fault in handling a gun.

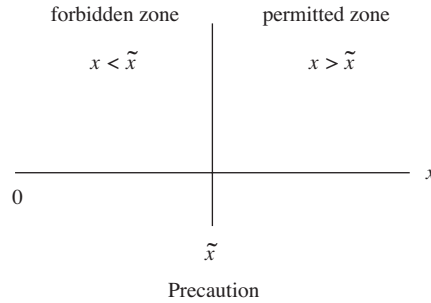
A rule of liability requiring the plaintiff to prove harm, causation, and fault is a “negligence” rule. Unlike a rule of strict liability, a negligence rule permits the defense that the accident occurred despite the fact that the injurer satisfied all of the applicable standards of care.

We want to develop an economic representation of fault. Some fault is binary (either-or, yes-no, on-off). For example, either a passenger fastens her seat belt or she does not fasten it; either a swimming pool has a lifesaving ring or it does not have one. Sometimes, however, the legal standard of care applies to a continuous variable. For example, a car can change speed continuously, and the trustee can vary continuously the proportion of the trust’s portfolio in government bonds (a very safe investment). Economists often prefer to develop theory using continuous variables. Consequently, we denote precaution by the continuous variable  $x$ , with larger values of  $x$  corresponding to higher levels of precaution. The plaintiff in a tort suit must usually demonstrate that the defendant breached a duty owed to the plaintiff. A duty of care is a legal standard prescribing the minimum acceptable level of precaution. In Figure 8.2,  $\tilde{x}$  denotes the legal standard. Precaution below  $\tilde{x}$  breaches the duty of care, and precaution equal to  $\tilde{x}$  or exceeding it satisfies the duty of care. Precaution  $\tilde{x}$  partitions the line in Figure 8.2 and creates two zones—a permitted zone and a forbidden zone. Thus,  $x < \tilde{x}$  implies that the actor is at fault, whereas  $x \geq \tilde{x}$  implies that the actor is not at fault, where  $x$  indicates the actual amount of precaution taken by the injurer. Under a negligence rule, decision-makers who take precaution as great as or greater than the legal standard escape liability for another person’s accidental harms. Those who take less precaution than the legal standard may have to pay compensatory damages for another person’s accidental harms.

<sup>7</sup> RESTATEMENT (SECOND) OF TORTS §519(1) (1977).



FIGURE 8.2

**Legal standard of care of continuous precaution.**

How is fault determined by law? In many nations, the government imposes precise safety regulations upon certain activities, such as speed limits on highways, whereas other legal duties are left vague, such as the legal definition of “reckless driving.” For activities such as reckless driving, the law may draw upon unwritten social norms and community conventions, such as the “rules of the road.” Moreover, what counts as “reckless driving” may depend on the weather conditions, the number of cars on the road, and other particularities of the context. Legal traditions differ in their reliance upon broad principles of care and their preferred language for expressing these principles. The common law in the English-language countries stresses the duty of *reasonable* care. This standard compares the defendant’s actual care and the care that a *reasonable person* would have taken under the circumstances. The civil codes of Europe are not anchored by the concept of “reasonableness.” (See the accompanying box in which Lord Herbert pokes fun at the notion of a “reasonable person.”) Continental lawyers often feel discomfort toward a rule of reasonable care, which seems to give too little guidance to people and too much discretion to judges. Consequently, the civil codes often strive for greater specificity in prescribing duties. Civilian lawyers (that is, lawyers in civil law countries) sometimes invoke broad principles, such as “abuse of right” (e.g., an owner exercises property rights in a way that harms others), or the “*paterfamilias*” (a person obligated to treat some other people much like the father treats his family), or “rationality” (choosing effective means to legal ends). As we shall see, economic analysis reveals similarities in behavior underlying these differences in legal language and traditions.

We have used Figure 8.2 to explain the meaning of “negligence.” Under that liability rule, proof of negligence is a necessary condition for liability. In contrast, under a rule of strict liability, proof of causation is a necessary condition for liability, and proof of negligence is unnecessary. Some scholars detect a pattern of movement between these two rules over the history of liability law. (See the quote from Professor Adams at the beginning of this chapter.) Strict liability was the usual rule between clans in stateless tribes. Similarly, strict liability was the usual rule in much of Europe before the 19<sup>th</sup> century, but, according to these historians, negligence became the usual rule by the beginning of the 20<sup>th</sup> century.



Thus, the requirement of fault as a condition for liability triumphed recently, as suggested by the first quotation at the beginning of this chapter. The rule of strict liability, however, enjoyed a renaissance in the second half of the 20<sup>th</sup> century, especially for the liability of manufacturers to American consumers. Manufacturers in America are now held liable for the harms caused by their defective products, regardless of whether the manufacturer was at fault, as suggested by the second quotation at the beginning of this chapter. To illustrate by Example 3, the manufacturer of a defective fuel additive is strictly liable for harm it causes to automobile engines.

**WEB NOTE 8.1**

There is some recent evidence of a discernible trend away from strict products liability—what the authors have described as a “quiet revolution” in products liability. On our website (and briefly in the next chapter) we discuss this evidence.

**QUESTION 8.5:** Adapt Figure 8.2 to represent the rule that motor vehicles must stay within a designated speed limit (say 90 kilometers per hour).

**QUESTION 8.6:** Offer an economic explanation for why the owner of a dog is liable for the harm it causes due to his negligence, whereas the owner of a tiger is strictly liable for any harm that it causes.

## Conclusion to Part I

The three elements of tort liability fit neatly into a coherent picture of social life. We impose risks upon each other in our daily lives. Society has developed norms that prescribe standards of behavior to limit these risks. People sometimes cause harm by violating these standards of behavior. The cost of the harm must fall upon someone. The courts trace cause of the harm back to the violation of the standard and assign liability either to the party at fault or simply to the party who caused the harm.



### LET US NOW PRAISE REASONABLE MEN

The following famous parody of the reasonable person standard is from an essay entitled “The Reasonable Man” by Lord A. P. Herbert:

“The Common Law of England has been laboriously built about a mythical figure—the figure of ‘The Reasonable Man.’ He is an ideal, a standard, the embodiment of all those qualities which we demand of the good citizen . . . It is impossible to travel anywhere or



to travel for long in that confusing forest of learned judgments which constitutes the Common Law of England without encountering the Reasonable Man . . . .

The Reasonable Man is always thinking of others; prudence is his guide, and 'Safety First' is his rule of life. He is one who invariably looks where he is going and is careful to examine the immediate foreground before he executes a leap or bound; who neither stargazes nor is lost in meditation when approaching trapdoors or the margin of a dock; who records in every case upon the counterfoils of checks such ample details as are desirable, who never mounts a moving omnibus, and does not alight from any car while the train is in motion; who investigates exhaustively the *bona fides* of every mendicant before distributing alms, and will inform himself of the history and habits of a dog before administering a caress; who believes no gossip, nor repeats it, without firm basis for believing it to be true; who never drives his ball till those in front of him have definitely vacated the putting-green which is his own objective; who never from one year's end to another makes an excessive demand upon his wife, his neighbors, his servants, his ox, or his ass; who in the way of business looks only for that narrow margin of profit which twelve men such as himself would reckon to be 'fair,' and contemplates his fellow-merchants, their agents, and their goods, with that degree of suspicion and distrust which the law deems admirable; who never swears, gambles, or loses his temper; who uses nothing except in moderation, and even while he flogs his child is meditating only on the golden mean. [He] stands like a monument in our Courts of Justice, vainly appealing to his fellow-citizens to order their lives after his own example . . . ."

Most torts correspond to this picture, which makes it useful as an introduction to the subject. The actual practices of the courts, however, have departed from the traditional theory of torts. Modern courts sometimes find liability in cases where one of the three elements of a tort is missing. Later we describe some of these departures from the traditional theory, and, in doing so, we sketch the frontiers of liability law in the United States. We have been discussing the essential elements of tort law that help to define it. Tort lawyers continually push on the boundaries, expanding tort liability to encompass intangibles, probabilistic connections, and liability without fault.

**QUESTION 8.7:** Describe the three elements of a tort in the following situations:

- a. Motorists driving on crossing streets come to an intersection with a stop light and collide.
- b. The owner of Al's Donut Shop spreads the false rumor that patrons of Betty's Donut Shop got ptomaine poisoning from the jelly in her donuts.
- c. The escalator in a store rips a customer's pant leg to shreds.

## II. AN ECONOMIC THEORY OF TORT LIABILITY

Philosophy concerns meanings, and science concerns causes. Rather than defining "tort" by its essential elements, economic analysis models the effects of liability. We have explained that, when high transaction costs preclude private



agreements, tort liability can induce injurers to internalize the costs that they impose on other people. Now we develop the simplest model of cost internalization by tort law, using the economic interpretations of harm, cause, and fault.

### A. Minimizing the Social Costs of Accidents

The economic model of tort law builds from the simplest elements: the cost of harm and the cost of avoiding harm. We begin with some notation and simple functions. The probability of an accident, which we denote  $p$ , decreases with increases in precaution, which we denote  $x$ . Thus,  $p = p(x)$  is a decreasing function of  $x$ . If an accident occurs, it causes harm such as lost income, damage to property, medical costs, and the like. Let  $A$  denote the monetary value of the harm from an accident.  $A$  multiplied by  $p$  equals the *expected* harm in dollars (“expected” because of the probabilistic element).

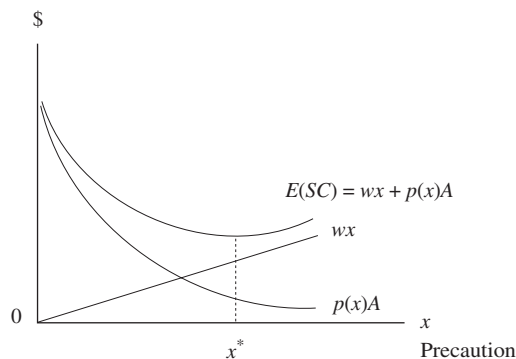
Like  $p(x)$ , the expected harm  $p(x)A$  is a decreasing function of precaution  $x$ .<sup>8</sup> To depict this fact, the horizontal axis in Figure 8.3 indicates the quantity of the actor’s precaution,  $x$ , and the vertical axis indicates dollar amounts, including the dollar amount of expected harm  $p(x)A$ . The curve labeled  $p(x)A$  in Figure 8.3 slopes down, indicating that expected harm decreases as precaution increases.

Taking precaution often involves the loss of money, time, or convenience. We assume that precaution costs  $\$w$  per unit. To keep the analysis simple, we assume that  $w$  is constant and does not change with the amount of precaution  $x$ . Consequently,  $wx$  equals the total amount spent on precaution. The graph of  $wx$  in Figure 8.3 is a straight line through the origin whose slope equals  $w$ .

Figure 8.3 depicts two kinds of costs of accidents: the cost of precaution and the cost of expected harm. In the simplest model, we assume that accidents have

**FIGURE 8.3**

**The expected social costs of accidents shown as the sum of precaution costs and the expected cost of harm.**



<sup>8</sup> To keep the graph simple, we assume that  $A$  is a constant. The analysis would not be changed by assuming that  $A$  is a decreasing function of  $x$ , so long as  $p(x)A$  is a concave function.



no other social costs. This simplification, which may strike you as artificial at first, was the crucial step in Guido Calabresi's classic book *The Cost of Accidents* (1970) that systematically compared the incentive effects of alternative tort rules for the first time.

Consequently, we may add the costs of precaution and expected harm to obtain the expected social costs of accidents, which we denote  $SC$ :

$$SC = wx + p(x)A. \quad (8.1)$$

The expected social cost curve in Figure 8.3 is thus obtained by adding vertically the line  $wx$  and the curve  $p(x)A$  at every level of precaution  $x$ . The result is the U-shaped curve, which is labeled  $SC = wx + p(x)A$ .

Because the expected-social-cost curve is U-shaped, a value of  $x$  exists that corresponds to the bottom of the U. This value, denoted  $x^*$  in Figure 8.3, is the level of precaution that minimizes the expected social costs of the accident. Efficiency requires minimizing social costs, so  $x^*$  is the *socially efficient* level of precaution or, simply, the *efficient* level of precaution.

Let us characterize  $x^*$  mathematically. The cost of a little more precaution (marginal cost) equals the price per unit  $w$ . A little more precaution reduces the expected cost of harm (marginal benefit). This reduction in the expected cost of harm equals the reduction in the probability of an accident, which we denote  $-p'(x)$ , multiplied by the cost of harm  $A$ .<sup>9</sup> When precaution is efficient, the cost of a little more precaution (marginal cost) equals the resulting reduction in the expected cost of harm (marginal benefit). Thus, the efficient level of precaution  $x^*$  can be found by solving the following equation:

$$\begin{array}{ccc} w & = & -p'(x^*)A. \\ \text{marginal social cost} & & \text{marginal social benefit} \end{array} \quad (8.2)$$

(Those of you who are familiar with calculus can obtain Equation 8.2 by setting the first derivative of Equation 8.1 with respect to precaution equal to zero.) This equation solves the problem, "choose precaution to minimize the cost of accidents and avoiding accidents."

If precaution is less than the efficient amount, then the marginal social cost of precaution is less than the marginal social benefit:  $(x < x^*) \rightarrow (w < -p'(x^*)A)$ . When the marginal social cost of precaution is less than the marginal social benefit, efficiency requires taking more precaution. In these circumstances, we say that more precaution is *cost-justified*. Similarly, if precaution exceeds the efficient amount, then the marginal social cost of precaution exceeds the marginal social benefit:  $(x > x^*) \rightarrow (w > -p'(x^*)A)$ . In these circumstances, efficiency requires taking less precaution.

Figure 8.3 describes the effects of precaution on social costs. We have not said whose precaution is depicted in Figure 8.3. Sometimes the potential injurer can take precaution and the potential victim cannot, as when a surgeon operates on an

<sup>9</sup> The prime (') after  $p$  indicates the slope of the graph of the function  $p(x)$  at  $x$ . The slope is negative in Figure 8.3, so that minus sign in front of the  $p$  makes the expression  $-p'(x)$  positive.



**Table 8.1**  
**Example of Accidents and Precaution**

<i>ACCIDENT</i>	<i>INJURER'S PRECAUTION</i>	<i>VICTIM'S PRECAUTION</i>
faulty electrical wiring causes house fire	manufacture wiring more carefully	fireproof house
moving car hits parked car	drive more safely	park car in safer space
car hits pedestrian	drive more safely	walk more safely
software fails	better design of software	back up data at risk
exploding coke bottle	improve quality control by bottler	handle bottles carefully
medicine causes side effects	improve warning on medicine	study warning on medicine

unconscious person. Sometimes both the injurer and the victim can take precaution, as when the manufacturer assures the purity of a drug and the consumer takes the recommended dosage. Figure 8.3 can be taken to represent the relationship between social costs and precaution by the victim or the injurer. Remember that *precaution* refers to any behavior reducing the probability or magnitude of an accident. Table 8.1 gives some examples suggesting the range of possibilities.

## **B. Incentives for Precaution Under No Liability and Strict Liability**

Having characterized the efficient level of precaution, we now consider the incentives needed to obtain it. To create efficient incentives, law should align the private benefits and costs of the actors with the social benefits and costs. In general, incentives are efficient when the decision-maker internalizes the marginal costs and marginal benefits of his or her action. Incentives for precaution in the simple model depend upon who can take precaution against accidents, and how the law allocates the costs of harm. We shall contrast the incentive effects of several different legal rules for allocating the costs of harm.

First, we consider the case in which there is no liability for accidental injuries. Let us consider first the decisions of the *victim* and denote her precaution by  $x_v$ .<sup>10</sup> The victim chooses precaution, which we indicate by placing subscript  $v$  on  $x$  and  $w$ . The victim pays the cost  $w_v$  for  $x_v$  units of precaution. Now consider the cost of harm  $A$ , which is suffered by the victim. Because there is no liability, the victim bears the expected harm  $p(x_v)A$ . The total costs that the victim expects to bear equal the cost of precaution plus the expected cost of harm:  $w_v x_v + p(x_v)A$ . The victim has an incentive to minimize the costs that he or she bears. Consequently, the victim chooses  $x_v$  to minimize  $w_v x_v + p(x_v)A$ . The minimum occurs at the

<sup>10</sup>For the purposes of exposition we assume that *ex ante* an accident the victim knows she will be the victim and the injurer knows he will be the injurer. In reality, one usually—but not always—does *not* know *ex ante* whether one will be a victim or an injurer.



level of precaution, denoted  $x_v^*$ , where the victim's marginal cost of precaution equals the resulting reduction in the expected cost of harm:

$$\begin{array}{rcl} w_v & = & -p'(x_v^*)A. \\ \text{victim's marginal cost} & & \text{victim's marginal benefit} \end{array} \quad (8.2')$$

Equation 8.2' corresponds to the efficiency condition given by Equation 8.2. Thus, we have shown that *the rule of no liability causes the victim to internalize the marginal costs and benefits of precaution, which gives the victim incentives for efficient precaution.* (We'll consider the incentive effect for injurers shortly.)

Now we repeat the analysis with a different legal rule. Consider the victim's incentives for precaution when the injurer is *strictly liable*, and the victim receives *perfect compensation*. (Although unrealistic, the assumption of perfect compensation is very useful analytically.) As before, the victim bears the cost of precaution,  $w_v x_v$ , and the victim also bears the expected cost of harm,  $p(x_v)A$ . In addition, the victim receives damages  $D$  when an accident occurs. By assumption, the damages are perfectly compensatory damages:  $D = A$ . Thus, total *net* costs that the victim expects to bear under the rule of strict liability with perfectly compensatory damages equal the cost of precaution:

$$w_v x_v + p(x_v)A - p(x_v)D.$$

The victim has an incentive to minimize the costs that he or she bears. Consequently, the victim chooses  $x_v$  to minimize  $w_v x_v$ . Because  $x_v$  cannot fall below zero, the minimum occurs when precaution is zero:  $x_v = 0$ . Thus, we have shown that *the rule of strict liability with perfectly compensatory damages gives the victim no incentive to take precaution.*

This conclusion has a simple explanation. With a rule of strict liability and perfect compensation, the victim is indifferent between an accident with compensation and no accident. The victim pays the cost of his or her own precaution and gains no advantage from reducing the probability or severity of accidents. In other words, the victim internalizes the costs of precaution and externalizes the benefits. So, the victim has an incentive not to take any precaution.

We have analyzed the effects of the rule of no liability and the rule of strict liability on the victim's incentives for precaution. The first rule gives incentives for efficient precaution by the victim, and the second rule gives the victim no incentives for precaution.<sup>11</sup> Now we consider the effect of these two rules on the *injurer's* incentives for precaution. We denote the amount of precaution taken by the injurer as  $x_i$ . The injurer pays the cost  $w_i$  for  $x_i$  units of precaution. The harm  $A$ , however, is suffered by the victim. Unless the law re-allocates the cost of the harm, the injurer will externalize it.

Assume that the rule of law is strict liability with perfect compensation. Thus, whenever an accident occurs, the injurer must pay damages equal to the cost of the harm:  $D = A$ . The injurer's expected liability equals the probability of an accident multiplied by the harm caused by it:  $p(x_i)A$ . The total costs that the injurer expects

<sup>11</sup> Again we note our assumption—frequently not true—that *ex ante* an accident a party knows that he will be the injurer.



to bear under the rule of strict liability with perfect compensation equal  $w_i x_i + p(x_i)A$ . The injurer has an incentive to minimize the costs that he or she bears. Consequently, the injurer chooses  $x_i$  to minimize  $w_i x_i + p(x_i)A$ . The minimum occurs at the level of precaution, denoted  $x_i^*$ , where the injurer's marginal cost of precaution equals the resulting reduction in the expected cost of harm:

$$w_i = -p'(x_i^*)A.$$

(injurer's marginal cost)      (injurer's marginal benefit)      (8.2")

Equation 8.2" corresponds to the efficiency condition given by Equation 8.2. Thus, we have shown that *the rule of strict liability with perfect compensation causes the injurer to internalize the marginal costs and benefits of precaution, which gives him or her incentives for efficient precaution.*

Finally, we consider the effect of the rule of no liability on the injurer's incentives for precaution. Assume that precaution  $x_i$  is chosen by the injurer, so the injurer bears the cost of precaution  $w_i x_i$ . The harm  $A$ , however, is suffered by the victim, and, under the rule of no liability,  $A$  remains where it falls on the victim, and the injurer pays no damages:  $D = 0$ . The total costs paid by the injurer thus equal  $w_i x_i$ . The injurer has an incentive to minimize the costs that he or she bears. Consequently, the injurer chooses  $x_i$  to minimize  $w_i x_i$ . Because  $x_i$  cannot fall below zero, the minimum occurs when precaution is zero:  $x_i = 0$ . Thus, we have shown that *the rule of no liability gives the injurer no incentive to take precaution.* This conclusion has a simple explanation: with no liability, the injurer is indifferent between an accident and no accident. Thus, the injurer internalizes the costs of precaution and externalizes the benefits.

We summarize these conclusions in Table 8.2. Notice the symmetry in those rows: the victim's incentives for precaution under either rule are the same as the injurer's incentives for precaution under the other rule. The table suggests how the

**Table 8.2**  
**Efficiency of Incentives Created by Liability Rules.**

"yes" indicates efficient incentives				
"no" indicates inefficient incentives				
"zero" indicates no incentive				
(assuming perfect compensation and legal standards equal to efficient precaution)				
LEGAL RULE	PRECAUTION		ACTIVITY LEVEL	
	Victim	Injurer	Victim	Injurer
no liability	yes	zero	yes	no
strict liability	zero	yes	no	yes
simple negligence	yes	yes	yes	no
negligence + contributory negligence	yes	yes	yes	no
strict liability + contributory negligence	yes	yes	no	yes
comparative negligence	yes	yes	yes	no



law could create incentives for efficient precaution. If only the victim can take precaution, then a rule of no liability provides incentives for efficient precaution. If only the injurer can take precaution, then a rule of strict liability with perfect compensation provides incentives for efficient precaution.

### C. Bilateral Precaution

In the preceding discussion, we assumed that only one party to an accident can take precaution against it, which we call the assumption of *unilateral precaution*. We concluded that, because no liability provides incentives for efficient precaution by the victim, a rule of no liability is preferable when only the victim can take precaution against accidents. Conversely, because strict liability provides incentives for efficient precaution by the injurer, a rule of strict liability is preferable when only the injurer can take precaution against accidents.

Now we consider the case in which *both* the victim and injurer *can* take precaution, and efficiency *requires* both of them to take it. We call this condition the assumption of *bilateral precaution*. (Bilateral precaution is also called “joint precaution.”) Under this assumption, the social cost function has the form

$$SC = w_v x_v + w_i x_i + p(x_v, x_i)A,$$

and social costs are minimized at positive values of precaution for both parties:  $x_v^* > 0$  and  $x_i^* > 0$ . We have already explained that a rule of no liability causes the victim to internalize the cost of harm and the injurer to externalize it. Consequently, the victim has efficient incentives, and the injurer has inefficient incentives. This is true whether precaution is unilateral or bilateral. Conversely, a rule of strict liability with perfect compensation causes the injurer to internalize the cost of harm and the victim to externalize it. Consequently, the injurer has efficient incentives, and the victim has inefficient incentives. This is also true whether precaution is unilateral or bilateral. We have arrived at a dilemma: *Neither the rule of strict liability nor the rule of no liability creates incentives for efficient precaution by both parties, as required for efficiency under the assumption of bilateral precaution.*

We cannot escape this dilemma by dividing the costs of harm between the victim and injurer. Dividing the costs of harm between them causes each of them to externalize part of it, so both of them have incentives for deficient precaution.<sup>12</sup> We called this fact the “paradox of compensation,” which we depicted in Figure

<sup>12</sup> To see why, assume that the rule is strict liability with *deficient* compensation, by which we mean that actual compensation falls short of the amount required for perfect compensation ( $D < A$ ). Under strict liability with deficient compensation, the injurer *internalizes* the fraction of harm *externalized* by the victim (specifically,  $D$ ), and the injurer *externalizes* the fraction of harm *internalized* by the victim (specifically,  $A - D$ ). Consequently, the rule of strict liability with deficient compensation does not provide incentives for efficient precaution by the injurer. To repeat the argument in notation, efficiency requires the injurer to choose  $x_i$  to minimize  $w_i x_i + p(x_v, x_i)A$ , whereas a rule of strict liability with compensatory damages  $D$  causes the injurer to minimize  $w_i x_i + p(x_v, x_i)D$ . If  $D = A$ , then the injurer's incentives are efficient; if  $D < A$ , then the injurer's incentives are deficient.

This same argument can be repeated for the victim.



7.5 on page 271. The solution to the paradox lies in a negligence rule, which we explain in the next section.

**QUESTION 8.8:** Assume that you park your car in a legal parking space on a corner, and a driver who comes around the corner too fast rams the bumper of his truck into your car, damaging your car but not his truck. A rule of no liability gives the driver of the truck the same incentives to avoid such accidents as the incentives given to you to park your car in a safe place under a rule of strict liability with perfect compensation. Explain why.

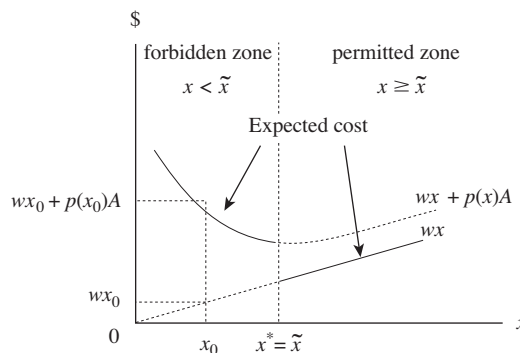
**QUESTION 8.9:** Explain why the incentive problem in the previous question cannot be solved by a rule of strict liability with imperfect compensation (say, actual compensation equal to 50 percent of perfect compensation).

#### D. Incentives for Precaution Under a Negligence Rule

We shall now prove that a negligence rule can give efficient incentives to the victim and the injurer. A negligence rule imposes a legal standard of care with which actors must comply in order to avoid liability. We assumed that courts apply a definite standard requiring a fixed amount of precaution, and this assumption permitted us to represent the legal standard, denoted  $\tilde{x}$ , as partitioning precaution into permitted and forbidden zones in Figure 8.2. Now we combine the representation of a negligence rule in Figure 8.2 and the economic analysis of incentives developed using Figure 8.3.

The legal standard in Figure 8.2 is denoted  $\tilde{x}$ , and  $x^*$  denotes the efficient level of precaution in Figure 8.3. To combine the figures, we must say how  $\tilde{x}$  relates to  $x^*$ . The simplest assumption, which we justify later, is that the legal standard equals the efficient level of care:  $\tilde{x} = x^*$ . This assumption permits us to combine the figures as represented in Figure 8.4. The forbidden zone ( $x < \tilde{x}$ ) in Figure 8.4 corresponds to deficient precaution relative to the efficient level ( $x < x^*$ ), and the

**FIGURE 8.4**  
Expected costs with a discontinuity at  $x^*$ .





permitted zone ( $x \geq \tilde{x}$ ) corresponds to excessive precaution relative to the efficient level ( $x \geq x^*$ ). Precaution at the boundary between the two zones equals efficient precaution ( $x = x^*$ ).

Consider the injurer's costs as a function of his level of precaution. In the permitted zone, injurers are not liable, so they bear the cost of their own precaution  $w_i x_i$ , but they do not bear the cost of the victims' harm. Thus, the injurer's costs in the permitted zone ( $x_i \geq \tilde{x}$ ) are indicated by the straight line  $w_i x_i$  in Figure 8.4. In the forbidden zone, injurers are liable, so they bear the cost of their own precaution  $w_i x_i$  and the expected harm to the victim  $p(x_i)A$ . Thus, the injurer's expected costs in the forbidden zone ( $x_i < \tilde{x}$ ) are indicated by the curve  $w_i x_i + p(x_i)A$  in Figure 8.4. Thus, the injurer's costs under a negligence rule are indicated in Figure 8.4 by a smooth curve that jumps down at  $x = \tilde{x}$  and then becomes a straight line.<sup>13</sup> The lowest point on this curve occurs when the injurer's precaution equals the legal standard:  $x = \tilde{x}$ . The injurer has an incentive to set precaution at this level in order to minimize costs. We have shown that *a negligence rule with perfect compensation and the legal standard equal to the efficient level of care gives the injurer incentives for efficient precaution.*

To illustrate the incentive effects of a negligence rule, consider how the injurer would find his or her preferred level of care. Assume the injurer sets his precaution equal to  $x_0$  in Figure 8.4, in which precaution costs him  $\$w x_0$  and he expects to pay  $\$p(x_0)A$  in liability for accidents. The cost to the injurer of taking one more unit of precaution beyond  $x_0$  is less than the resulting savings in expected liability because of the lower probability of an accident. Consequently, the rational injurer will take more precaution. He or she will continue taking more precaution until he or she reaches  $x^*$ , where liability falls to zero. Having reached  $x^*$ , the injurer has no incentive to increase precaution. If injurers' precaution exceeds  $x^*$ , they pay only for their own precaution, which costs  $w_i$  per unit, but their liability remains zero, so they will not take additional precaution beyond  $x^*$ .<sup>14</sup>

Recall that we began this section with a dilemma: How can a liability rule provide incentives for efficient precaution by the injurer and the victim? We have explained how a negligence rule can provide incentives for efficient precaution by

<sup>13</sup> The jump occurs to the extent that the negligent injurer is held liable for the accidents that he caused, not just for the accidents that his negligence caused. To illustrate, if a railway negligently fails to install a filter to trap sparks emitted by the train, the railway will be held liable for fires caused by sparks emitted by the train, not just for fires caused by sparks that a filter would have trapped. Insofar as courts solve this problem and only find liability for accidents that non-negligent behavior would have prevented, injurer's costs do not jump at the legal standard.

<sup>14</sup> We can prove this more formally. Given a negligence rule with perfect compensation and the legal standard equal to the efficient level of care, the injurer faces the following cost function:

$$\begin{aligned} x < x^* \text{ (forbidden zone)} &\rightarrow \text{injurer's costs} + w_i x_i = p(x_i)A; \\ x \geq x^* \text{ (permitted zone)} &\rightarrow \text{injurer's costs} = w_i x_i. \end{aligned}$$

In the forbidden zone, the injurer's costs approach a minimum as  $x$  approaches  $x^*$ . In the permitted zone, the injurer's costs are minimized when  $x$  equals  $x^*$ . Therefore, the injurer minimizes costs by setting  $x$  equal to  $x^*$ .



the injurer. Now it is simple to explain how a negligence rule can provide incentives for efficient precaution by the victim. As explained, a rational injurer takes precaution at the legal standard ( $x_i \geq \tilde{x}$ ) in order to avoid liability for the harm caused by accidents. When the injurer is not liable, the victim of an accident receives no compensation for accidental harm. Consequently, the victim responds as if the rule of law were no liability. We have already proved that a rule of no liability causes the victim to internalize the marginal costs and benefits of precaution, which gives incentives for efficient precaution. In general, a negligence rule that induces the injurer to escape liability by satisfying the legal standard provides incentives for efficient precaution by the victim.<sup>15</sup> Our conclusions about the incentives created by a negligence rule are summarized in the third line of Table 8.1.

**QUESTION 8.10:** A game is in equilibrium when no player can increase his or her payoff by changing strategy, so long as the other players do not change their strategies.<sup>16</sup> Prove that the simple liability game is in equilibrium when the injurer and the victim take efficient care.

## E. Contributory Negligence and Comparative Negligence

The negligence rule has several different forms. We have been discussing its simplest form, which holds the injurer liable for accidents that he or she causes if, and only if, precaution is below the legal standard, regardless of the victim's level of precaution. Symbolically, we may describe simple negligence as follows:

**simple negligence:**

injurer at fault, $x_i < x_i^*$	→	injurer liable;
injurer faultless, $x_i \geq x_i^*$	→	injurer not liable.

Now we consider the rule of *negligence with a defense of contributory negligence*. Under this rule of law, the negligent injurer can escape liability by proving that the victim's precaution fell short of the legal standard of care. You already encountered contributory negligence in Chapter 3 in the case of *Butterfield v. Forrester*. The defense of contributory negligence imposes a legal standard of

<sup>15</sup>Note that under our formulation the potential injurer and potential victim may both take precaution that may be efficient but *duplicative*. It is possible that the precaution of one or the other of them would have prevented the accident or minimized its severity so that the precaution by the other party adds nothing by way of marginal benefit. However, because of our (realistic) assumption that parties cannot negotiate before an accident takes place, they have no opportunity to discover that only one of them needs to take care. Suppose that A's marginal cost of precaution is \$50 and that the expected marginal benefit of that precaution is \$60. Further suppose that B's marginal cost of precaution is \$53 and the expected marginal benefit is also \$60. Each party, acting independently, will reckon that he or she should take care because the marginal cost of precaution is less than the anticipated marginal benefit. The total amount spent of precaution—\$103—is, however, excessive. The same benefit could have been realized if only A had incurred a precautionary cost of \$50 (or if only B had acted at a cost of \$53). This duplicative investment in precaution seems wasteful but unavoidable, in light of our assumption that the transaction costs of the two parties' bargaining together are high.

<sup>16</sup>This is the definition of a *Nash equilibrium*.



care upon the victim. Symbolically, we may represent this form of the negligence rule as follows:

**negligence with a defense of contributory negligence:**

injurer at fault,  $x_i < x_i^*$ , and victim faultless,  $x_v \geq x_v^*$   $\rightarrow$  injurer liable;

injurer faultless,  $x_i \geq x_i^*$ , or victim at fault,  $x_v < x_v^*$   $\rightarrow$  injurer not liable.

The following example contrasts the two forms of the negligence rule. Someone dives into a swimming pool and strikes her head on the bottom. She sues the owner of the pool for failing to post signs warning that the pool was too shallow for diving. The pool owner admits that he posted no warnings, but he also asserts that the victim was negligent for diving without checking the depth of the water. If both parties are negligent, the pool owner is *liable* under a rule of *simple* negligence, and the pool owner is *not liable* under a rule of negligence with a defense of *contributory negligence*.

Under the rules of simple negligence or negligence with a defense of contributory negligence, one party is responsible for all the costs of accidental harm, even though both parties are at fault. Another form of the negligence rule, called “comparative negligence,” divides the cost of harm between the parties in proportion to the contribution of their negligence to the accident. For example, if the victim’s negligence is 20 percent responsible for her accidental harm, and the injurer’s negligence is 80 percent responsible for her accidental harm, then the victim may recover 80 percent of her losses from the injurer.

Symbolically, we may represent the rule of comparative negligence as follows:

**comparative negligence:**

injurer at fault,  $x_i < x_i^*$ , and victim faultless,  $x_v \geq x_v^*$   $\rightarrow$  injurer bears 100 percent;

injurer faultless,  $x_i \geq x_i^*$ , and victim at fault,  $x_v < x_v^*$   $\rightarrow$  victim bears 100 percent;

injurer at fault,  $x_i < x_i^*$ , and victim at fault,  $x_v < x_v^*$   $\rightarrow$  bear cost in proportion to negligence.<sup>17</sup>

<sup>17</sup>The extent of the injurer’s negligence equals  $\tilde{x}_i - x_i$ . The extent of the victim’s negligence equals  $\tilde{x}_v - x_v$ . The proportion of each party’s negligence, which can be used to divide liability under a rule of comparative negligence, is given as follows:

$$\tilde{x}_i - x_i / [(\tilde{x}_i - x_i) + (\tilde{x}_v - x_v)] = \text{negligent injurer's proportion of liability};$$

$$\tilde{x}_v - x_v / [(\tilde{x}_i - x_i) + (\tilde{x}_v - x_v)] = \text{negligent victim's proportion of liability}.$$

To illustrate, if a car going 40 kph collides with a car going 35 kph on a street with a speed limit equal to 30 kph, then the two motorists divide liability in the proportions 2/3 and 1/3, respectively.



We have discussed the rules of simple negligence, negligence with a defense of contributory negligence, and comparative negligence. Other forms of the negligence rule exist. For example, the rule of *strict liability with a defense of contributory negligence* assigns the cost of accidental harm to the injurer, regardless of his or her level of precaution, unless the victim was at fault:

**strict liability with a defense of contributory negligence:**

victim at fault,  $x_v < x_v^*$  → injurer not liable;

victim faultless,  $x_v \geq x_v^*$  → injurer liable.

To illustrate, consumer products are sometimes subject to the rule of strict liability with a defense of contributory negligence. Under this rule, the manufacturer of a defective product is liable for the harm it causes to nonnegligent consumers and not liable for the harm it causes to negligent consumers.

The different forms of the negligence rule have an elegant mathematical symmetry, which we describe in the appendix to this chapter.

We have characterized four different forms of the negligence rule. The economic analysis of law proved a startling fact about the simple model of tort liability: *assuming perfect compensation and each legal standard equal to the efficient level of care, every form of the negligence rule gives the injurer and victim incentives for efficient precaution.*<sup>18</sup>

It is easy to explain why. Recall that the simple negligence rule provides incentives for efficient precaution by both parties: a rational injurer takes precaution equal to the legal standard in order to escape liability, and, knowing this, a rational victim internalizes the harm from accidents, which gives incentives for efficient precaution. We can generalize this proof to every form of the negligence rule. Assume perfect compensation and each legal standard equal to the efficient level of precaution. Under every form of the negligence rule, *one* of the parties can escape bearing the cost of harm by satisfying the legal standard. This party will take efficient precaution in order to avoid the cost of harm. The *other* party will, consequently, internalize the cost of the harm from accidents, which creates incentives for efficient precaution. Table 8.2 summarizes our conclusions about liability rules and incentives for precaution.

We have been analyzing bilateral precaution, which we defined as a situation where efficiency requires the injurer and the victim to take precaution. Another possibility is *redundant precaution*, which we define as a situation where both parties can take precaution and efficiency requires only one of them to do so. To illustrate, the manufacturer and the homebuilder can check electrical wire for defects, but the manufacturer can check at less cost than the homebuilder. The preceding analysis of alternative legal rules applies to redundant precaution that is continuous, such as expenditure on quality control by a manufacturer of electrical wire.

The preceding analysis of alternative legal rules, however, can fail for technical reasons when redundant precaution is discontinuous. To illustrate, assume that

<sup>18</sup>This result is sometimes referred to in the professional literature as the “equivalence result.”



the driver of a car can fasten a seat belt with less effort than the manufacturer can design a seat belt to fasten automatically. By assumption, efficiency requires the driver to take precaution and the manufacturer not to take precaution. Under a (simple) negligence rule, the injured driver who did not buckle his belt can successfully sue the manufacturer, so a (simple) negligence rule gives incentives for the manufacturer to take precaution. In contrast, a rule of negligence with a defense of contributory negligence gives incentives for the driver, not the manufacturer, to take precaution.

Notice that buckling a seat belt is a discontinuous choice (yes–no). For discontinuous precaution, the relative efficiency of different rules depends upon particular facts. In general, discontinuous variables and cost functions yield messy results about optima, whereas continuous variables and cost functions yield clean results. It is usually best to build theory from clean results and then handle any messy results as exceptions.

**QUESTION 8.11:** Suppose that *B*'s faulty driving causes an accident that injures driver *A*. *A* was not at fault in her driving, but she was not wearing her seat belt, and this fact aggravated her personal injury. Discuss liability under the rules of simple negligence, negligence with a defense of contributory negligence, and comparative negligence.

**QUESTION 8.12:** Would the efficiency of a rule of simple negligence increase by imposing a standard of care on victims? Explain your answer by reference to the simple model.

We have been discussing accidents in which one party, called the injurer, harms the other party, called the victim. Both parties can take precaution to reduce the probability and magnitude of an accident. In technical language, these accidents involve unilateral harm and bilateral precaution. We concluded that every form of the negligence rule can provide incentives for efficient precaution for both parties. In many accidents, however, both parties suffer harm, such as when two cars collide. These accidents involve bilateral harm and bilateral precaution. Do our major conclusions still apply when harm is bilateral?

With rare exceptions, the law allows the injured parties in an accident to sue each other. If, for example, my car collides with yours, you may sue me for the damage to your car, and I may counterclaim for the damage to my car. Such a suit can be factored into two parts and analyzed as if it were two separate accidents. Think of the damage to my car as one accident in which I was the victim and you were the injurer, and think of the damage to your car as another accident in which I was the injurer and you were the victim. Applying the analysis developed in this chapter to each accident separately usually reaches the same conclusions as would a more complicated analysis applied to both accidents simultaneously. For example, any form of the negligence rule will induce efficient precaution by the injurer-victims when the legal standard is set by the Hand Rule.<sup>19</sup>

<sup>19</sup> Jennifer H. Arlen, *Re-examining Liability Rules when Injurers as Well as Victims Suffer Losses*, 10 *INTERNAT. REV. OF LAW & ECON.* 233 (1990).



## F. Activity Levels

In the simple model, the rules of no liability and strict liability provide incentives for efficient precaution by the victim or injurer, but not both, whereas the various forms of the negligence rule create incentives for efficient precaution by the injurer and victim. Thus, the simple model provides a policy reason to prefer a negligence rule whenever precaution is bilateral. The simple model does not, however, provide a reason for preferring one form of the negligence rule to another. A complication of the model will provide an efficiency argument for distinguishing different forms of the negligence rule.

In the simple model, the injurer and victim choose precaution. Now we complicate the model by allowing them to make an additional choice. The probability of an automobile accident depends upon the level of precaution when driving, and the *amount* that one drives. By driving 10,000 miles a year, the probability that you will injure someone in an accident is approximately 10 times higher than it would be if you drove only 1000 miles per year. We shall compare the incentive effects of different liability rules on the amount of risky activities, such as driving, that people engage in.<sup>20</sup>

First, we contrast the rules of simple negligence and strict liability. Under a negligence rule, a driver can escape liability by conforming to the legal standard of care, no matter how much he or she drives. So, the driver can increase driving by tenfold, which increases the risk of harm to others by tenfold, without increasing his or her expected liability. Under a negligence rule the marginal risk of harm to others from more driving is externalized.

The incentive structure is quite different under a rule of strict liability. If a driver is strictly liable for the harm caused, then he or she internalizes the social costs of accidents from whatever source—whether from the activity level or a lack of precaution. Strict liability induces the potential injurer to set every variable affecting the probability of an accident at its efficient level. So, the rule of strict liability can induce both efficient precaution and an efficient activity level by drivers.<sup>21</sup>

We can generalize this conclusion to all activities and all liability rules. Some liability rules induce some actors to avoid liability by satisfying the legal standard of care. In the end, however, someone must bear the cost of accidental harm. We call that person the *residual* bearer. To illustrate by the simple model, the victim is the residual bearer of harm under the simple negligence rule, whereas the injurer is the residual bearer of harm under the rule of strict liability with a defense of contributory negligence. In general, *the residual bearer of harm internalizes the benefits of any of his or her actions that reduce the probability or severity of accidents, including more precaution and less activity.*

We can use this generalization to expand Table 8.2. The last two columns show the effect of alternative liability rules on the incentives for the activity levels

<sup>20</sup> See Aaron Edlin & Pinar Karaca-Mandic, *The Accident Externalities from Driving*, 114 J. POL. ECON. 931 (2006).

<sup>21</sup> The original statement of this result is found in Steven Shavell, *Strict Liability Versus Negligence*, 9 J. LEGAL STUD. 1 (1980).



of the victim and injurer. Under each rule, the residual bearer of harm has incentives for an efficient activity level, whereas the party who escapes bearing the cost of accidental harm has incentives for an inefficient activity level.

Table 8.2 provides a useful guide for lawmakers to choose among liability rules. First, consider the problem of efficient incentives for precaution. If efficiency requires only one party to take precaution, then “no liability” and “strict liability” are just as efficient as a negligence rule. If efficiency requires bilateral precaution, then a negligence rule provides more efficient incentives for precaution than “no liability” and “strict liability.” Second, consider the problem of efficient incentives for the activity level. Usually one party’s activity level affects accidents more than the other party’s activity level. Efficiency requires choosing a liability rule so that the party whose activity level most affects accidents bears the residual costs of accidental harm.

Besides providing a useful guide, Table 8.2 shows some limits of liability law in creating efficient incentives. To illustrate, the different liability rules can provide incentives for an efficient activity level by either one of the parties but not by both of them. In other words, *bilateral activity levels* create a dilemma for lawmakers. In general, policy-makers have difficulty hitting two targets with one policy variable. To hit two policy targets, two controls are usually required, just as two stones are usually needed to hit two birds. Thus, an additional control variable from outside liability law may be needed to control activity levels. For example, the number of miles driven by motorists can be influenced by a gasoline tax or an insurance policy whose premiums increase with the number of miles driven.

**QUESTION 8.13:** Who is the residual bearer of the costs of harm under a rule of comparative negligence? Explain your answer.

**QUESTION 8.14:** In Table 8.1, *no liability* and *strict liability* have the opposite incentive effects upon activity levels. Why?

**QUESTION 8.15:** For purposes of the theory of accidents, how would you define the *activity level* of a railroad? An airline? For some activities, the *level* relevant to the probability of an accident is difficult to define. Can you define an activity level relevant to a homeowner’s maintenance of her front steps? A pharmaceutical company’s sale of a drug with dangerous side effects?

## G. Setting Legal Standards: The Hand Rule

Our discussion of negligence rules assumes that the legal standard equals the efficient level of precaution ( $\bar{x} = x^*$ ). Now we want to explain how lawmakers can identify the efficient level of precaution when setting the legal standard. An American judge developed a famous rule to solve this problem in the case called *United States v. Carroll Towing Co.*<sup>22</sup> We describe the facts of the case and excerpt the part of the judge’s decision in which he formulates his rule.

<sup>22</sup> 159 F.2d 169 (2d Cir. 1947).



The case concerned the loss of a barge and its cargo in New York Harbor. A number of barges were secured by a single mooring line to several piers. The defendant's tug was hired to take one of the barges out of the harbor. In order to release the barge, the crew of the defendant's tug, finding no one aboard in any of the barges, readjusted the mooring lines. The adjustment was not done properly, with the result that one of the barges later broke loose, collided with another ship, and sank with its cargo. The owner of the sunken barge sued the owner of the tug, claiming that the tug owner's employees were negligent in readjusting the mooring lines. The tug owner replied that the barge owner was also negligent because his agent, called a "bargee," was not on the barge when the tug's crew sought to adjust the mooring lines. The bargee could have assured that the mooring lines were adjusted correctly. In deciding the case, Judge Learned Hand formulated his famous rule as follows:

---

L. HAND, J. . . . It appears from the foregoing review that there is no general rule to determine when the absence of a bargee or other attendant will make the owner of a barge liable for injuries to other vessels if she breaks away from her moorings . . . . Since there are occasions when every vessel will break away from her moorings, and since, if she does, she becomes a menace to those about her; the owner's duty, as in other similar situations, to provide against resulting injuries is a function of three variables: (1) the probability that she will break away; (2) the gravity of the resulting injury, if she does; (3) the burden of adequate precautions. Possibly it serves to bring this notion into relief to state it in algebraic terms: if the probability be called  $P$ ; the injury,  $L$ ; and the burden,  $B$ ; liability depends upon whether  $B$  is less than  $L$  multiplied by  $P$ , i.e., whether  $B < PL$  . . . [Judge Hand subsequently applied the formula to the facts of the case and concluded that, because  $B < PL$  in this case, the barge owner was negligent for not having a bargee aboard during the working hours of daylight.]

---

Judge Hand's statement of his rule is unclear as to whether the variables refer to marginal values or total values. If we assume that he was a good economist who had marginal values in mind, then we can translate his notation into our notation as used in the simple model of precaution:

Hand's name	Our name	Hand's notation	Our notation
burden	marginal cost of precaution	$B$	$w_i$
liability	cost of accidental harm	$L$	$A$
probability	marginal probability	$P$	$p'$

Substituting our notation into Hand's formula, we obtain the following rule:

marginal Hand rule:  $w_i < -p'A \rightarrow$  injurer is negligent.

The marginal Hand rule states that the injurer is negligent if the marginal cost of his or her precaution is less than the resulting marginal benefit. Thus, the injurer



is liable under the Hand rule when further precaution is cost-justified. Further precaution is cost-justified when precaution falls short of the efficient level ( $x < x^*$ ).

To escape liability under Hand's rule, the injurer must increase precaution until the inequality becomes an equality:

$$\begin{array}{rcl} w & = & -p'(x^*)A \\ \text{marginal social cost} & & \text{marginal social benefit} \end{array} \quad (8.3)$$

If the injurer's precaution is efficient ( $x = x^*$ ), then the marginal social cost equals the marginal social benefit ( $w_i = -p'A$ ). At this point, further precaution is not cost-justified.

American courts frequently use the Hand rule to decide questions of negligence.<sup>23</sup> Repeated application of the Hand rule enables adjudicators to discover the efficient level of care. In a series of cases, the adjudicators ask whether further precaution was cost-justified. If the answer is "yes," then the injurer has not satisfied the legal standard, and the injurer is liable. Injurers will presumably respond to this decision by increasing their level of precaution. Eventually a case will reach the adjudicators in which further precaution is not cost-justified. Just as a climber can reach the peak of a smooth mountain in a fog by always going up, so the court can discover the efficient level of care by holding defendants liable for failing to take cost-justified precautions. In fact, the Hand rule follows the same search pattern used by some computer programs to maximize a function.<sup>24</sup>

To apply the Hand rule, the decision-maker must know whether a little more precaution costs more or less than the resulting reduction in expected accident costs. Calculating the expected accident costs  $p(x)A$  can be difficult. For example, if you increase your driving speed from, say, 40 mph to 50, will the average loss resulting from an accident increase by \$1,000,000, or by \$10, or something in between? Cost-benefit analysis demands a lot of information from anyone who uses it, whether an injurer, a court, a legislature, or an administrator. Liability law should take into account who is in the best position to obtain information about accidents.

Case-by-case application of the Hand rule is one way for courts to find an efficient legal standard. At trial, courts will hear expert witnesses give testimony on the relevant probabilities. If courts can obtain accurate information about accidents at moderate cost, this fact favors case-by-case adjudication. Another approach is to draft regulations or statutes specifying a legal standard that equals the efficient level of precaution. For example, highway officials may compute the efficient speed for motorists on a particular road, taking into account the value of the time of motorists and the reduction in accidents from driving more slowly. The officials can then declare the efficient speed to be the legal speed limit. Politicians and bureaucrats sometimes behave in this way, but their decisions more often reflect their own

<sup>23</sup> The Hand rule is enshrined in the definition of negligence offered by the American Law Institute in the RESTATEMENT (SECOND) OF TORTS.

<sup>24</sup> The maximum of a continuous, concave function can be found by going in the direction where the derivative is largest, just as a mountain climber in a fog might go in the direction where the ground slopes up the steepest.



interests. If a legislature or regulator can obtain accurate information about accidents at moderate cost and is willing to use it, these facts favor a system of public law for accidents, like workers' compensation for on-the-job injuries.

Another approach is for the law to enforce social customs or the best practices in an industry. In this approach, the lawmakers do not try to balance marginal costs and benefits. Rather, the lawmakers rely upon the community of people who created the norm, or the industry that engages in the practice, to balance costs and benefits. For example, a residential community has norms concerning the maintenance of steps leading to houses, and the accounting industry has practices concerning careful auditing. When enforcing these "community standards," the courts need much less information than when they compute the marginal costs and benefits of precaution. Before enforcing the community standard, however, the lawmakers should ascertain whether the community actually balances costs and benefits. In Chapter 10 we will return to this topic when we consider the evolution of social norms toward efficiency.

American courts have persistently erred in applying the Hand rule in a way that significantly affects results. In applying the Hand rule, the court must balance the injurer's burden against the *full* benefit of precaution. The full benefit includes the reduction in risk to plaintiff ("risk to others") and reduction in risk to injurer ("risk to self"). Courts have, remarkably, overlooked the reduction in self-risk and, consequently, set the standard too low. To illustrate, assume the bank robber injures a bank's customer during the robbery of an unguarded bank. The customer sues the bank alleging that the bank should have had a guard at the bank to deter robberies. If the court applies the Hand rule to determine whether the bank was negligent, the court must compare the cost of hiring a guard with the expected reduction in harm. The expected reduction in harm includes protecting customers from getting hurt ("risk to others") and protecting the bank from getting robbed ("risk to self"). The court will leave out more than half of the benefit of having a guard if it fails to consider the reduction in the bank's risk.<sup>25</sup>

As another example, assume that the court must determine whether the speed at which a driver took a curve was unreasonably dangerous. The court must balance slowing down and the benefit of reducing the risk of accidents to others and the driver. In applying the Hand rule, however, courts typically focus on reducing the risk to others and lose sight of the value of reducing the risk to the injurer. Losing sight of self-risk will cause the court to allow more speed than allowed by the correct application of the Hand rule.

Omitting self-risk is a logical error in applying the Hand rule. Instead of being logical, people are often psychological. Psychologists have investigated systematic biases that affect perception. Especially strong biases affect the perception of probabilities. One of these biases concerns the difference between foresight and hindsight estimates of probability. Assume that a citizen estimates in May that the probability equals .5 of a particular candidate winning the

<sup>25</sup>R. Cooter & A. Porat, *Does Risk to Oneself Increase the Care Owed to Others?* 29 J. LEGAL STUD. 19 (2000).



presidential election in November. When November comes, the candidate wins. In December the citizen is asked what he thinks the candidate's probability of winning was back in May. The citizen says that it was .7. The hindsight estimate of .7 is higher than the foresight estimate of .5. Another example of the "hindsight bias" is the investor who observes an increase in the price of a stock and thinks that its rise was a "sure thing." In general, the hindsight-probability is higher than the foresight-probability for events that materialize. Applied to accidents, the hindsight bias may cause courts to overestimate the effects of untaken precaution on the probability of accidents that actually occurred. Hindsight probabilities can thus result in liability under the Hand rule in circumstances where foresight probabilities result in no liability.

**QUESTION 8.16:** Suppose that the sunken barge in *United States v. Carroll Towing Co.* and its cargo are worth \$100,000. Assume that the probability that the barge would break loose if the bargee is not present equals 0.001. If the bargee is present, then the probability of the barge's breaking loose is reduced by half, to 0.0005. Paying the bargee to stay on the barge will cost the barge owner \$25. If the barge owner does not incur this \$25 expense, is his behavior negligent under the Hand rule?

**QUESTION 8.17:** Courts have to decide whether to defer to community norms when setting a standard of negligence or to set a legal standard independently from the community norm. A community of homeowners has norms for maintaining the safety of steps leading to the front porch of a house. Similarly, hospitals and private companies that collect blood have norms for storing it safely. Make arguments for why a court might appropriately show more deference to community standards for porch steps than to a community standard for storing blood.

## H. Errors

We have explained that a negligence rule can create efficient incentives for injurer and victim, whereas strict liability can only create efficient incentives for the injurer. Despite this fact, the 20<sup>th</sup> century saw the scope of strict liability rules expand and the scope of negligence rules contract, especially with respect to consumer product injuries. What justifies this change? The answer concerns information. Proving causation is much easier than proving negligence. To illustrate, it is much easier to prove that an exploding Coke bottle harmed a restaurant worker than to prove that the manufacturer follows negligent bottling procedures. If liability requires the victim to prove negligence, as with a negligence rule, then many manufacturers will avoid liability, and they will take little precaution. If liability only requires the victim to prove causation, as with a rule of strict liability, then the new manufacturers will avoid liability by taking much precaution. In brief, strict liability is a better rule than negligence when reducing the information requirements for liability. Improving injurers' precaution more than compensation erodes victims' incentives. These facts prompt a detailed consideration of errors in applying tort law.



In tort disputes, mistakes are often made concerning the extent of harm, the cause of the accident, and the actor's fault. Such mistakes are unavoidable by courts and lawmakers because they must rely upon information provided to them by interested parties, such as the plaintiff and defendant, and because of the general fog of uncertainty about what really happened. Such mistakes are also common among injurers and victims of accidents because they lack expert information about risks and precaution. In this section we explain how such mistakes affect incentives, and how lawmakers and courts should take account of their own fallibility.

First, consider how a mistake by the court in estimating harm affects precaution. The effects are different under a rule of strict liability and a rule of no liability. The injurer's incentives for precaution are efficient under a rule of strict liability with perfect compensation. But suppose the court consistently estimates harm inaccurately and consistently fails to set damages equal to perfect compensation. If the damages actually awarded by the court consistently fall short of perfect compensation, then the injurer will externalize part of the cost of accidental harm; so, he or she will have incentives to take deficient precaution. Conversely, if the damages actually awarded by the court consistently exceed perfect compensation, then the injurer will have incentives to take excessive precaution. In general, *consistent court errors in setting damages under a rule of strict liability cause the injurer's precaution to respond in the same direction as the error.*

Second, consider mistakes in determining who caused an accident under a rule of strict liability. Specifically, assume that the court sometimes fails to hold someone liable who caused an accident. This kind of error lowers the expected liability of the injurer, just like awarding deficient damages. The effect of lowering the probability of liability is the same as the effect of lowering the amount of damages: the injurer takes less precaution. In general, *consistent court errors in failing to hold injurers liable under a rule of strict liability causes subsequent injuries to take less precaution.* (Conversely, consistent errors in the direction of holding a person liable for accidents that she did not cause may induce other persons to avoid activities where mistaken liability can occur.)<sup>26</sup>

The situation is different under a negligence rule. Under a negligence rule, the injurer's expected costs jump at the legal standard  $\tilde{x}$ , as depicted in Figure 8.4. To the left of this discontinuity, the injurer's expected costs are  $\$[wx + p(x)A]$ ; to the right of this discontinuity, the potential injurer's expected costs are  $\$wx$ . The injurer's expected costs are minimized when precaution exactly equals the legal standard ( $x = \tilde{x}$ ) and he or she escapes liability. In general, *injurer's precaution does not respond to modest court errors in setting damages under a negligence rule.*<sup>27</sup>

This fact is illustrated in Figure 8.5, where lines A through D indicate different levels of expected accident costs. When the court awards perfectly compensatory damages, assume that the injurer's expected liability costs in Figure 8.5 are

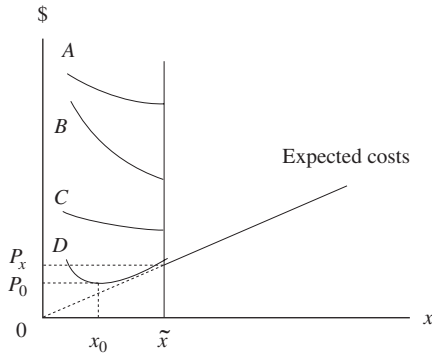
<sup>26</sup> Thanks to Nick Tideman for correcting imprecision in an earlier formulation of this principle.

<sup>27</sup> Here is a more precise, and more technical, statement of the contrast: many injurers respond a little to changes in damages under a rule of strict liability (response on the intensive margin), whereas a few injurers respond a lot to change in damages under a negligence rule (response on the extensive margin, with nonconvexity in expected-cost function).



FIGURE 8.5

A single legal standard and different expected accident costs.\*



\*Thanks to Giuseppe Dari Mattiaci.

given by curve *B*. Above curve *B*, the courts award excessive damages, which results in an expected-cost curve such as *A*. Below curve *B*, the courts award deficient damages, which results in an expected-cost curve such as *C*. Regardless of these court errors, the injurer's expected costs jump down to  $w_i x$  when the injurer satisfies the legal standard, so the injurer still minimizes expected costs by setting his or her precaution equal to the legal standard,  $x = \tilde{x}$ . To change the injurer's cost-minimizing precaution, the error made by the court in awarding damages must be very large, as illustrated by the curve labeled *D*. In that case, the cost-minimizing level of care will be less than the legal standard.

Rather than interpreting Figure 8.5 as depicting errors by courts, we can interpret the figure as depicting errors by injurers. For example, think of curves *A*, *B*, *C*, and *D* as depicting the expected costs of four different injurers. Curve *B* depicts the injurer who predicts court behavior accurately, curve *A* depicts the injurer who errs by overestimating court damages, and curve *C* depicts the injurer who errs by underestimating court damages. Regardless of these errors, the injurer's expected costs jump down to  $w_i x$  when he or she satisfies the legal standard. So each injurer still minimizes expected costs by setting precaution equal to the legal standard,  $x = \tilde{x}$ . To change the injurer's cost-minimizing precaution, the error in predicting damages must be very large, as illustrated by the curve labeled *D*. There the erring injurer perceives the cost-minimizing level of precaution to be  $x$ , far below the efficient level. In general, *injurer's precaution does not respond to injurer's modest errors in predicting damages under a negligence rule*.

We have interpreted the different expected-cost curves in Figure 8.5 as indicating an error by the court or the injurer in computing damages. Alternatively, the different expected-cost curves could be interpreted as indicating an error in determining who caused the accident. In general, *injurer's precaution does not respond to a court's modest errors in determining who caused an accident under a negligence rule*.



Having discussed errors in computing damages and determining causes, we turn to errors in setting the legal standard. By “errors,” we mean situations in which lawmakers set the legal standard at a level different from the efficient level of precaution. Most injurers minimize their costs by conforming exactly to the legal standard, regardless of whether it exceeds or falls short of efficient precaution. Consequently, an excessive legal standard causes excessive precaution, and a deficient legal standard causes deficient precaution. In general, *injurer’s precaution responds exactly to court errors in setting the legal standard under a negligence rule.*

To illustrate, Figure 8.6 depicts the injurer’s expected costs under a negligence rule when the legal standard is less than the efficient level of precaution:  $\tilde{x} < x^*$ . The solid curves in Figure 8.6 indicate the injurer’s costs as a function of the level of precaution. The injurer minimizes costs by setting precaution equal to the legal standard:  $x = \tilde{x}$ . His or her precaution is less than the efficient level:  $x < x^*$ . Consequently, too many accidents occur, and the harms they inflict are too severe.

**QUESTION 8.18:** Use a graph to explain the efficiency consequences of a legal standard that exceeds the efficient level of care:  $\tilde{x} > x^*$ .

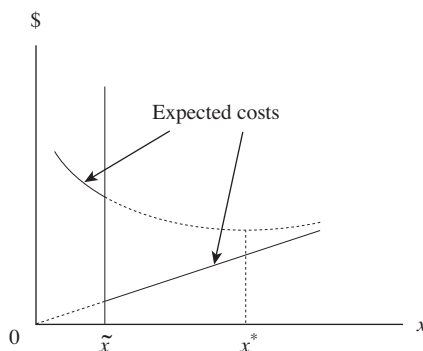
**QUESTION 8.19:** “In general, the injurer’s precaution responds to court errors in setting the legal standard under a negligence rule.” Is this statement true for all forms of the negligence rule, or only for the simple negligence rule?

#### WEB NOTE 8.2

We elaborate on the meanings of *bilateral* and *unilateral* precaution and raise some additional questions on our website.

**FIGURE 8.6**

**Expected cost when the legal standard is less than the social optimum.**





### I. Vague Standards and Uncertainty

We have analyzed precise rules—both precisely efficient rules and precisely inefficient rules—that are called “bright-line rules” because their meaning is as clear as a bright line. In reality, however, legal commands are often vague and unpredictable, frequently referred to as “standards.” Vague and unpredictable tort standards leave people uncertain about the legal consequences of their acts. We shall discuss how people adjust their precaution in response to legal uncertainty.

Assume that the court makes purely random errors, or, what amounts to the same thing, assume that the injurer makes purely random errors in predicting what courts will do. By “purely random,” we mean that excess is just as probable as deficiency, so that the average error is zero. (Technically, we assume that errors follow a random distribution with zero mean.) We shall consider purely random errors in damages and standards.

First, consider purely random errors by the court in computing damages or by the injurer in predicting damages. A purely random error in damages does not change the expected liability of the injurer. Expected liability remains unchanged because errors of excess offset errors of deficiency on average. Because expected liability remains unchanged, an injurer who minimizes expected costs does not change his or her precaution in response to purely random errors in damages.<sup>28</sup> This is true for every liability rule. In general, *the injurer who minimizes expected costs does not change his or her precaution in response to random errors in computing or predicting damages under any liability rule.*

The situation is different, however, for random errors concerning the legal standard in a negligence rule. To keep the analysis simple, consider the injurer’s legal standard of care,  $\tilde{x}$ , under a rule of simple negligence. Assume that the court makes random errors in setting the legal standard  $\tilde{x}$ , or the court makes random errors in comparing the injurer’s precaution  $x$  to the legal standard  $\tilde{x}$ , or the injurer makes random errors in predicting the legal standard  $\tilde{x}$ . Given any of these possibilities, injurers are uncertain about whether a particular level of precaution on their part will result in the court’s finding them liable or not liable for accidents. If the court finds that their precaution exceeded the legal standard, then they will have taken unnecessary precaution. Unnecessary precautions cost them a little. Alternatively, if the court finds that their precaution fell short of the legal standard, then they will be liable. Liability costs them a lot. This asymmetry gives injurers an incentive to take more precaution in order to create a margin of error within which they will not be liable. In general, *small random errors in the legal standard imposed by a negligence rule causes the injurer to increase precaution.*

Table 8.3, which summarizes our conclusions about precise errors and vague standards, suggests some prescriptions for lawmakers and courts. First, with a rule of strict liability, consistent errors by the court in computing damages distort precaution, so the court should avoid these errors. Second, with a rule of negligence,

<sup>28</sup> In technical terms, the solution to Equation 8.2 does not change if we replace  $A$  with  $E(A + \mu)$ , where  $E$  is an expectation operator and  $\mu$  is a random variable with zero mean and constant variance.



**Table 8.3**  
**Consequences of Errors of Excess.**

<i>LIABILITY RULE</i>	<i>COURT'S ERROR</i>	<i>INJURER'S ERROR</i>	<i>EFFECT ON INJURER</i>
strict liability	excessive damages	overestimates damages	excessive precaution
negligence	excessive damages	overestimates damages	none
negligence	excessive legal standard	overestimates legal standard	excessive precaution
strict liability	random error in damages	random error in damages	none
negligence	random error in legal standard	random error in legal standard	excessive precaution

consistent errors by the court in setting standards distort precaution more than consistent errors in computing damages, so the court should concentrate on avoiding errors in setting the standard of care. Given these two prescriptions, a court that assesses damages more accurately than standards for a given class of cases should favor a rule of strict liability, whereas a court that assess standards more accurately than damages for a given class of cases should favor a rule of negligence. Third, with a rule of negligence, vague standards cause excessive precaution, so the court should apply vague standards leniently in order to avoid aggravating the problem of excessive precaution.

**QUESTION 8.20:** “Excessive damages increase expected liability under a negligence rule, which results in excess precaution.” Explain the mistake in this proposition.

**QUESTION 8.21:** “If the legal standard of care in a negligence rule is necessarily vague, the court should set it below the level of efficient precaution.” Explain the economic argument in favor of this proposition.



#### **RULES V. STANDARDS**

A law can be precise like “The speed limit is 50 kilometers per hour,” or a rule can be imprecise like “Drive at a reasonable speed.” Law and economics scholars call precise laws “rules” and they call imprecise laws “standards.”<sup>29</sup> Determining whether behavior complies with a precise rule is easier than an imprecise standard. Officials who enforce laws, and citizens who must obey them, appreciate the certainty and predictability of rules. The human

<sup>29</sup>See Louis Kaplow, *Rules Versus Standards: An Economic Analysis*, 42 DUKE L. J. 557 (1992). Note that instead of “standards,” philosophers often use “principles” to refer to imprecise laws.



imagination, however, cannot anticipate all of the circumstances in which a precise rule prescribes the wrong behavior, as when the policeman stops the car for speeding to the hospital with a passenger who is about to give birth to a baby. A system of rules tries to overcome inflexibility through exceptions, such as the rule that speed limits do not apply in emergencies. The exceptions to a rule, however, are an open set, so no rule can enumerate all of them. As unforeseen circumstances arise, exceptions mount and a system of rules becomes increasingly complex. Conversely, a system of standards reaches precision through cases. When a case arises, its resolution precisely specifies the standard's application to the circumstances. The novel application of the standard in a case constitutes a precedent. Common law is a system of standards with many cases, whereas regulatory law is a system of rules with many exceptions. Civil codes also contain many imprecise standards.

Which is better, rules or standards? Chapter 7 discussed precise contract terms like "Pay \$100 for each day that delivery is late," and vague contract terms like "Make your best efforts to deliver on time." Our discussion of contracts concluded that parties prefer precise terms when they can stipulate efficient behavior in advance, and they prefer imprecise terms when they want courts to decide whether behavior was fair and efficient after it occurs. Verifiable and unverifiable terms in contracts resemble rules and standards in tort law. Tort law should use rules when it can stipulate efficient and fair behavior in advance, and the law should use standards when courts can identify efficient and fair behavior in cases after disputes arise.

## J. Administrative Costs and Tailored Rules

In the simple model, the economic goal of the tort liability system is to minimize the sum of the costs of precaution and the harm caused by accidents. A more complex model includes another important element of costs: administration. Administrative costs are incurred to allocate the costs of accidental harm. For example, a system of private law incurs the costs of lawyers, judges, and other officials involved in resolving legal disputes. Similarly, a public system to compensate workers injured on the job must collect taxes, decide claims, and pay benefits.

We begin by analyzing administrative costs in isolation from the costs of precaution and accidental harm. In private law, injurers compensate victims, whereas in public law, injurers pay fines to the state. Private law can lower administrative costs because the victims, who know a lot about the cause and extent of their injuries, sue the injurers. In contrast, public law requires an administrator to discover injurers who violate rules. For many injuries, but not all, private enforcement is more efficient than public enforcement. We postpone a more systematic comparison between public and private enforcement in order to focus on the administrative costs of three rules: no liability, strict liability, and negligence.

The rule of no liability leaves the costs of accidental harm where they fall, without attempting to reallocate them. Consequently, a rule of no liability eliminates the administrative costs of reallocating the costs of accidental harm. In contrast, the rule of strict liability and the rule of negligence reallocate the costs of accidental harm under certain conditions. Thus, a rule of no liability saves administrative costs relative to a rule of strict liability or a rule of negligence liability.



This fact has led reformers to advocate adopting the rule of no liability for most motor vehicle accidents. Under a so-called “no fault” rule, each of the parties to an automobile accident bears his or her own costs of accidental harm. In practice, this means that each accident victim recovers from his or her own insurance company, rather than recovering from the insurance company of the injurer.<sup>30</sup> The rule of no liability has the disadvantage that injurers have no incentive to take precaution. For example, the owners of trucks with steel cattle guards welded to the front of the vehicle may respond to a rule of no liability by driving aggressively. Thus, the no-fault systems presumably save administration costs and erode incentives for precaution.

Now we compare the administrative costs of a rule of strict liability and a rule of negligence. Recall that a rule of strict liability requires the plaintiff to prove harm and cause, whereas a rule of negligence requires the plaintiff to prove harm, cause, and fault. The additional element of proof in negligence requires an additional decision, which increases administrative costs. Thus, *a rule of strict liability lowers administrative costs relative to a rule of negligence by simplifying the adjudicator’s task.*

This advantage of strict liability may be offset by a disadvantage. A rule of strict liability gives more victims the right to recover damages than a rule of negligence. Specifically, a rule of strict liability gives every victim who suffers harm caused by the injurer’s activity the right to recover, whereas a rule of negligence gives every victim who suffers harm caused by the injurer’s fault the right to recover. Thus, *a rule of negligence lowers the administrative costs relative to a rule of strict liability by reallocating the cost of harm in fewer cases.* In summary, a rule of strict liability results in more claims that are simpler to settle, whereas a rule of negligence results in fewer claims that are more complicated to settle.

We have contrasted the administrative costs of strict liability and negligence. Besides the form of the liability rule, administrative costs also depend upon the simplicity and breadth of the rules. Simple rules are based upon easily proven facts, and broad rules lump together many different cases. Conversely, complicated rules are based upon facts that are difficult to prove, and narrow rules apply to a few cases. We may characterize the extremes of simplicity and breadth as *wholesale* rules, and we may characterize the extremes of complicated and narrow as *case-by-case* adjudication. Wholesale rules are cheaper to make, enforce, and understand. However, wholesale rules distort incentives by treating people alike who have different utility and cost functions. An ideal legal standard would be tailored to fit individuals, so that injurers with different technologies and costs of precaution faced different standards. In general, *wholesale rules save administrative costs and distort the relationship between the marginal cost of precaution and the marginal reduction in harm, whereas case-by-case adjudication has the opposite effects.*

Besides allocating the cost of accidental harm, the law also allocates the costs of administration. Different countries allocate administrative costs differently.

<sup>30</sup>There is currently discussion of implementing a no-fault regime for medical harms. We discuss this proposal in Chapter 9.



To illustrate, an accident victim who successfully sues in the United States recovers damages for the harm suffered but does not usually recover costs of litigating. In contrast, many European countries require the loser of a lawsuit to pay the litigation costs of the winner. The allocation of administrative costs decisively affects the incentives of the victim to sue and the incentives of the parties to settle out of court. We shall analyze these incentives in Chapter 10.

Because administrative costs are purely instrumental, reducing them without increasing accidents is a pure gain. To retain the same level of deterrence of injurers, the law can increase the magnitude of liability and reduce its probability. To illustrate, assume that negligent injurers must pay damages of 100. Now change the rules and assume that a flip of a coin will determine whether a negligent injurer pays damages of 200 or pays nothing. After randomizing, the expected liability remains 100, so deterrence will not change for many injurers. Administrative costs, however, should fall because damages are collected from half as many injurers. In general, increasing liability and reducing the frequency of trials can often save administrative costs without affecting the number of accidents. These facts suggest that efficiency requires a high magnitude and low probability of liability.

Increasing the magnitude of liability, however, encounters obstacles. Private law typically restricts the injurer's liability to the damages required to compensate the victim. Some theorists want to circumvent this obstacle by "decoupling" damages, so that the injurer pays compensation to the victim and also a fine to the state.<sup>31</sup> In principle, decoupling enables the law to save administrative costs by increasing the magnitude of liability and decreasing its probability. You will encounter this same principle in Chapter 11 when we analyze the optimal magnitude and certainty of criminal punishments.

**QUESTION 8.22:** Doctors are liable when their negligence injures patients. Suppose the rule was changed from negligence to strict liability. How would administrative costs change?

**QUESTION 8.23:** The rungs of ladders must be constructed to support the weight of the people who climb them. Compare the relative efficiency of a precise government standard for all ladders concerning the weight that the rungs must support, as opposed to the rule that the strength of the rungs should be determined as suits arise on a case-by-case basis using the Hand rule.

## K. Consumer Product Injuries: Between Torts and Contracts

At the beginning of this chapter we explained that tort law uses liability to internalize externalities created by high transaction costs. The model of torts applies when transaction costs prevent the injurer and victim from dealing with each other before the accident, as with most automobile accidents. When the parties have a

<sup>31</sup> A. Mitchell Polinsky & Yeon-Koo Che, *Decoupling Liability: Optimal Incentives for Care and Litigation*, 22 RAND J. ECON. 562–570 (1991).



**Table 8.4**  
**Cost of Soda.**

<b>BEHAVIOUR OF FIRM</b>	<b>FIRM'S COST OF PRODUCTION PER UNIT</b>	<b>PROBABILITY OF ACCIDENT TO CONSUMER</b>	<b>LOSS IF ACCIDENT</b>	<b>EXPECTED ACCIDENT LOSS</b>	<b>FULL COST PER UNIT</b>
	(1)	(2)	(3)	(4)	(5)
Use bottle	40 cents	1/100,000	\$10,000	10 cents	50 cents
Use can	43 cents	1/200,000	\$4000	2 cents	45 cents

market relationship, however, the analysis must change, as we now show with an example of consumer product injuries.

Table 8.4 reproduces the numbers from a hypothetical example developed by Polinsky.<sup>32</sup> Consumers face a choice between buying soda in bottles or cans. Bottles are cheaper to produce than cans, as indicated by column 1, but bottles are twice as likely to cause an accident to the consumer, as indicated by column 2, and the accidents involving bottles are more severe, as indicated by column 3. The expected loss in column 4 equals the probability of an accident in column 2 multiplied by the loss in column 3. The full cost per unit, indicated by column 5, equals the sum of the cost of production in column 1 and the expected accident loss in column 4.

Notice that the full cost of bottles (50 cents) in this hypothetical example exceeds the full cost of cans (45 cents). Thus, efficiency requires the use of cans, not bottles. Let us consider whether consumers will actually use cans instead of bottles. The behavior of consumers depends upon the information that they possess, liability law, and the market for sodas. We assume that the market is perfectly competitive. Competition drives the price of a good down to its cost, as explained in Chapter 2. The cost of supplying soda depends upon production and liability. We assume that the price of a unit of soda equals the production cost plus the cost of manufacturer's liability. Under a rule of no liability, the price of a unit of soda thus equals the production cost as shown in column 1: 40 cents per bottle and 43 cents per can. Under a rule of strict liability, the price of a unit of soda equals its full cost as shown in column 5: 50 cents per bottle and 45 cents per can.

First, consider the behavior of *perfectly informed* consumers under a rule of *no liability*. Being perfectly informed, the consumers know the expected accident costs and the fact that they must bear these costs. Consequently, consumers will prefer the soda whose full cost to them is lower, specifically, soda in cans. *Thus, perfectly informed consumers will choose the most efficient product under a rule of no liability.*

Second, consider the behavior of *imperfectly informed* consumers under a rule of *no liability*. Being imperfectly informed, the consumers do not know the

<sup>32</sup> A. MITCHELL POLINSKY, AN INTRODUCTION TO LAW AND ECONOMICS (2d ed. 1989), Table 11, p. 98.



expected accident costs. If consumers overestimate the greater danger associated with bottles, they will buy cans. If consumers underestimate the greater danger associated with bottles, or if they disregard the danger, they may buy bottles to obtain the (perceived) lower price of 40 cents per bottle, as opposed to the higher price of 43 cents per can. *Thus, imperfectly informed consumers will not necessarily choose the most efficient product under a rule of no liability.*

Third, consider the behavior of *imperfectly informed* consumers under a rule of *strict liability*. Strict liability and perfect competition cause the price of soda to equal its full cost, which is 50 cents per bottle and 45 cents per can. Consumers will prefer cans rather than bottles, regardless of whether they overestimate, underestimate, or disregard the greater danger associated with bottles. *Thus, imperfectly informed consumers will choose the most efficient product under a rule of strict liability.*

This example provides the basic rationale for holding manufacturers strictly liable for the harm that defective products cause consumers: the cost of liability will be captured in the price, thus directing consumers toward efficiency despite having imperfect information. This analysis, however, ignores many shortcomings of a system of strict liability for consumer product injuries, such as administrative costs, the lack of incentives for precaution by victims, and overinsurance of consumers by producers. We will discuss these shortcomings in detail in the next chapter.

**QUESTION 8.24:** In effect, a rule of strict liability requires the seller to provide the consumer with a joint product: soda and insurance. What inefficiencies arise from such a compulsory purchase?

## CONCLUSION

In communist countries like the former Soviet Union, planners could not get the information that they needed to manage an increasingly complex economy, which caused central planning to deteriorate. An increasingly complex economy must rely increasingly upon markets, which decentralize information. Making law is much like making commodities. As the economy grows in complexity, central officials cannot get the information that they need to make precise regulations. Instead of centralized lawmaking, the modern economy needs decentralized lawmaking analogous to markets.

Tort law uses liability to internalize externalities created by high transaction costs. Tort liability removes many decisions about accidents from bureaucrats and politicians and allows judges to make laws, plaintiffs to decide when to prosecute violators, and courts to determine how much the violators must pay. Thus, the liability system decentralizes much of the task of internalizing externalities. Everywhere in the world, however, tort liability suffers from serious deficiencies. In this chapter we developed the fundamental theory required to understand tort law. In the next chapter, we refine the economic theory in order to address the problems that beset tort law.



**SUGGESTED READINGS**

- Brown, John P., *Toward an Economic Theory of Liability*, 2 J. LEGAL STUD. 323 (1973).
- Grady, Mark, *A New Positive Economic Theory of Negligence*, 92 YALE L. J. 799 (1983).
- LANDES, WILLIAM, & RICHARD A. POSNER, *THE ECONOMIC STRUCTURE OF TORT LAW* (1987).
- SHAVELL, STEVEN, *AN ECONOMIC ANALYSIS OF ACCIDENT LAW* (1987).
- Shavell, Steven, "Liability for Accidents," in A. MITCHELL POLINSKY & STEVEN SHAVELL, EDS., *HANDBOOK OF LAW AND ECONOMICS* v. 1 (2007).



## Appendix

# LIABILITY AND SYMMETRY

THE NEGLIGENCE RULE imposes a standard of care upon the injurer, which we depicted as partitioning the injurer's precaution into permitted and forbidden zones. The defense of contributory negligence imposes a legal standard of care upon the victim, which can be represented by partitioning the victim's precaution into permitted and forbidden zones.

Figure 8.7 shows the injurer's precaution on the horizontal axis and the victim's precaution on the vertical axis. The two legal standards partition Figure 8.7 into four quadrants. The following table summarizes the relationship between the four quadrants and the fault of the parties:

Quadrant	Injurer	Victim
I	fault	no fault
II	no fault	no fault
III	no fault	fault
IV	fault	fault

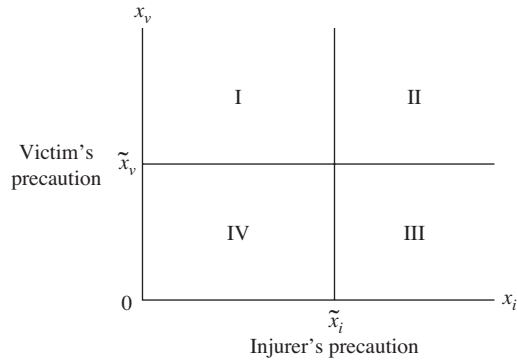
For example, in quadrant I, the injurer is at fault because  $x_i < \tilde{x}_i$ , and the victim is not at fault because  $x_v > \tilde{x}_v$ .

The following table summarizes the way different liability rules allocate the costs of accidental harm between the parties, depending upon their precaution by quadrant:

Liability rule	Injurer bears cost of harm	Victim bears cost of harm
simple negligence	I, IV	II, III
negligence with defense of contributory negligence	I	II, III, IV
strict liability with defense of contributory negligence	I, II	III, IV
strict liability with defense of dual contributory negligence	I, II, IV	III



FIGURE 8.7



If we switch the labels of the axes in Figure 8.7 so that the injurer's precaution is on the vertical axis and the victim's precaution is on the horizontal axis, then compare how the liability rules allocate the burden of harm, we shall find some interesting relationships. “Simple negligence” is the mirror image of “strict liability with a defense of contributory negligence,” and “negligence with defense of contributory negligence” is the mirror image of “strict liability with defense of dual contributory negligence.”

**QUESTION 8.25:** Explain why the victim bears the costs of accidents under a rule of strict liability with a defense of contributory negligence in quadrant IV.

**QUESTION 8.26:** Explain why the injurer bears the costs of accidents under a rule of strict liability with a defense of contributory negligence in quadrant II.



## Chapter 9

# TOPICS IN THE ECONOMICS OF TORT LIABILITY

THE PRECEDING CHAPTER introduced the fundamental concepts of tort law and developed an economic analysis of tort liability. In this chapter we wish to advance the understanding of the economic analysis of the tort liability system in two ways. First, we relax some simplifying assumptions in order to bring the model closer to reality. Second, we shall examine some arguments that the tort liability system does not work well and needs thorough reform. In the course of this examination, we shall look at some recent evidence on how well the tort system minimizes the social costs of accidents.

### I. EXTENDING THE ECONOMIC MODEL

The model that we introduced in the last chapter made some implicit simplifying assumptions. The grand tradition in economics would have us assert our intention to relax these simplifications but then forget to do so. But we aspire to do better. We turn immediately to the task of exploring the conclusions of our simple model when we relax our simplifying assumptions.

#### A. Relaxing the Core Assumptions

In the previous chapter we implicitly made five simplifying assumptions before we developed our economic analysis of tort law:

1. Decision makers are rationally self-interested.
2. There are no regulations designed to reduce external costs.
3. There is no insurance.
4. All injurers are solvent and pay damages in full.
5. Litigation costs are zero.

The purpose of this section is to relax these assumptions and to see the effect, if any, on the conclusions from the economic theory of tort liability.



**1. Rationality** One of the central assumptions in economic theory is that decision-makers are rationally self-interested. As a technical matter, this means (as we saw in Chapter 6) that decision makers have stable, well-ordered preferences,<sup>1</sup> which implies something about the decision maker's cognitive and reasoning abilities. Specifically, it suggests that decision-makers can calculate the costs and benefits of the alternatives available to them and that they choose to follow the alternative that offers the greatest net benefit.

There is a vital connection between the assumption of rationality and the economic model of tort liability in Chapter 8. We saw that the rules for assigning tort liability are, economically speaking, designed to send signals to potential victims and potential injurers about how they ought to behave. For the tort liability system to have this effect, it must be the case that those whose behavior the law is seeking to affect are rational: they must be able to perceive that they can minimize their liability by taking precautionary actions of a particular kind and amount.

But do people really make decisions about potential liability in this way? Some people do, and others do not. Recent academic literature suggests that many decision-makers commit errors in making calculations of the sort that tort liability encourages them to make. For instance, Kahneman and Tversky report two disturbing conclusions.<sup>2</sup> First, they find that *most* people simply cannot accurately estimate low-probability events; they seem to deal with them by assuming that “low probability” means that the event will never happen—that the probability of the event's happening is zero. Second, they find that, for some well-publicized, potentially catastrophic outcomes—such as accidents from nuclear power plants—*most* people systematically exaggerate the probability of an accident's occurring, regardless of objective information to the contrary.

These opposite errors—underestimating most low-probability events and overestimating some low-probability errors—apparently have a common cause. The cause is the frequency and vividness with which people are reminded of these risks. Infrequent and dull reminders of risk cause people to underestimate them, whereas frequent and vivid reminders cause people to overestimate them. Most low-probability events are seldom discussed or portrayed in the media, so people tend to act as if their probability is close to zero, whereas potentially catastrophic events such as nuclear risks are much discussed and portrayed in the media, so people tend to overestimate their probability.

These findings have implications for the economic model of tort liability. If many people do not accurately estimate risks, then they cannot make the appropriate calculations of net benefits and costs that the economic theory assumes that they make. Using the symbols of the previous chapters, some people may inaccurately

<sup>1</sup> Recall that such preferences are stable in the sense that they do not change too rapidly or quixotically and that they are well-ordered in the sense that they are transitive, which means that if *A* is preferred to *B* and *B* is preferred to *C*, then *A* must be preferred to *C*.

<sup>2</sup> See generally DANIEL KAHNEMAN & AMOS TVERSKY, EDS., *JUDGMENT UNDER UNCERTAINTY: BIASES AND HEURISTICS* (1981). For behavioral insights applied to law, see Russell Korobkin & Thomas S. Ulen, *Law and Behavioral Science: Removing the Rationality Assumption from Law and Economics*, 88 CAL. L. REV. 1051 (2000).



set  $p(x)$  equal to 0 for low-probability events and, therefore, take no precaution, when, in fact, that probability is positive, and they *should* take precaution. The inability of these decision makers to make accurate calculations may lead to too many or too severe accidents. In other cases, decision makers may *overestimate*  $p(x)$ —that is, they may think that an accident is far more likely than it, in fact, is—and may, therefore, take far too much precaution. As a result of these inability to calculate correctly, the tort liability system may not induce people to take actions that minimize the social costs of accidents.

The economic theory of tort liability not only draws our attention to the importance of the rationality assumption in analyzing tort law, but it also suggests a corrective measure when that assumption is violated. Consider accidents involving power tools. One might suppose that precaution in such cases is bilateral: there is something that both the consumer and the producer can do to reduce the probability and severity of an accident. As a result, the economic theory would suggest that some form of the negligence rule should be used to induce efficient precaution by both consumers and producers. However, suppose that there was strong evidence that consumers could not accurately assess the risks associated with the use of power tools. They might presume that the tools are so safe that they need not take any particular care in how they are used. In short, consumers might mistakenly assume that the probability of an accident is zero and take very little precaution. That fact would make this a situation of *unilateral, rather than bilateral*, precaution: only manufacturers could realistically be expected to take steps to reduce the probability and severity of an accident.<sup>3</sup> In these circumstances, manufacturers might be held liable for failing to design a product that would prevent foreseeable misuse by less-than-fully-rational consumers.

Besides misperceived probabilities, many accidents result from tangled feet, quivering hands, distracted eyes, slips of the tongue, wandering minds, weak wills, emotional outbursts, misjudged distances, or miscalculated consequences. Described more abstractly, accidents result from clumsiness, inattention, misjudgment, misperception, or weakness of will. Occasional acts of this kind are called “lapses.” Chapter 11 explains how lapses can cause crimes. Here we focus on lapses that cause unintended negligence, which in turn causes an accident. In these cases an actor aims for a given level of precaution and fails to achieve it. Negligence rules determine liability by comparing the legal standard to the injurer’s actual level of care, not the injurer’s intended level of care. So, actors are liable under a negligence rule for the harm caused by their lapses.

Here is an example.

**Example 1:** Unintended Negligence by a Motorist: A motorist sets out on the long, straight drive from San Francisco to Los Angeles on Interstate 5. The road is uncongested, it is night, and the speed limit is 70 miles per hour. Under these conditions, a reasonable driver of a car with a

<sup>3</sup> Note, further, that if the rationality assumption fails, then there is not a great deal to be said for a policy of better informing the parties about the objective values of the risks. They either discount or ignore that information.



mechanism to maintain constant speed (“cruise control”) would set it at the speed limit of 70 miles per hour. The car, however, lacks such a mechanism. Not being a machine, the driver cannot possibly go 70 all the time. The driver aims for 65. Occasional lapses in attention cause the driver to exceed or fall short of the intended speed of 65. Near the end of the trip, the driver has an accident while going 73 that he would have avoided if he had been going 70. Under a negligence rule, the motorist is liable for harm caused by the accident.

In this example, a safe driver is held liable for an accident that he caused by accidentally going too fast. Now consider the symmetrically opposite example.

**Example 2:** Intended Negligence by a Motorist: The facts in the preceding example remain the same except that the driver aims for 75, so he intends to drive at an *unreasonable* speed. Occasional lapses in attention cause the driver to fall short of the intended speed of 75. Near the end of the trip, the driver has an accident while going 67. Under a negligence rule, the motorist is not liable for harm caused by the accident.

In this example, a dangerous driver is held *not* liable for an accident that occurred while he was accidentally going at a safe speed.

The first driver was intentionally non-negligent most of the time and accidentally negligent part of the time. He had “bad moral luck”: He accidentally went too fast at just the wrong time and caused an accident. The second driver, in contrast, was intentionally negligent most of the time and accidentally non-negligent part of the time. He had “good moral luck” with respect to liability: He accidentally went too slow at just the right time and escaped liability.<sup>4</sup>

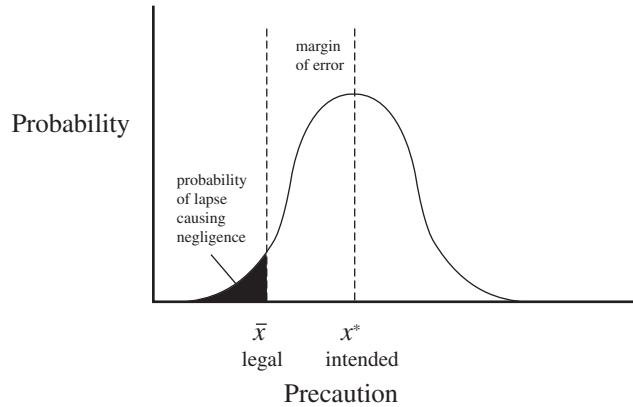
Allowing moral luck to determine liability may seem unfair to you. Fairness aside, reducing the role of moral luck in liability improves incentives and reduces inefficiencies. To see why, we construct a graph to represent the safe driver who had bad moral luck. The vertical axis in Figure 9.1 represents the probability of driving at a particular speed. The horizontal axis represents precaution, which corresponds to driving slowly in the preceding example. We model a lapse as a probabilistic connection between intended and actual precaution. The actor in Figure 9.1 intends to achieve precaution level  $x^*$ , which exceeds the legal standard  $\tilde{x}$ . An actor lapses when actual precaution falls below intended precaution. In Figure 9.1, the probability of a lapse resulting in negligence is the shaded area under the probability density function that lies below the legal standard.

In Figure 9.1, the actor gains a private advantage by exceeding the legal standard, but social efficiency requires the actor *not* to exceed the legal standard. We already explained this fact in the preceding chapter, which we restate briefly. Recall that precaution is socially optimal when the cost of taking a little more equals the social benefit of fewer accidents. If the legal standard is set at the social

<sup>4</sup> Because he could not have avoided this accident by driving 67, speeding was not the cause of this accident, so he should not be held liable even if he had been speeding. In practice, however, the court may be unsure of these facts, and it is likely to find him liable if he were going 75 when the accident occurred.



**FIGURE 9.1**  
**Probability of a lapse causing negligent precaution.**



optimum, then exceeding the legal standard of precaution has more social costs than benefits. For the actor, however, private benefits increase significantly when his precaution reaches the legal standard because he escapes liability. So the actor takes excessive precaution. (Moral luck also has another bad incentive effect that we cannot discuss here.<sup>5</sup>)

We have explained that allowing moral luck to affect liability seems unfair and distorts incentives for precaution. Replacing a rule of liability for accidents caused by negligence with a rule of liability for accidents caused by *intentional* negligence would reduce the role of moral luck in determining liability. Unfortunately, this remedy is usually worse than the problem. Compared to a rule of liability for objective negligence, a rule of liability for intentional negligence requires the plaintiff to prove much more before recovering damages. If the plaintiff had to prove intentional negligence in order to recover damages, the burden of proof would be crushing, and recoveries would seldom occur. Thus, the victims of automobile accidents could seldom recover if they had to prove that the speeding driver *intended* to speed. Practical problems of information cause courts to condition liability on objective negligence rather than intentional negligence. (Consider, however, that global positioning systems may someday provide a complete record of a driver's speed on Interstate 5, which would often allow a driver to prove that his speeding was merely an unintended lapse.)

These thoughts raise concerns about whether tort liability induces the appropriate precautionary action by potential injurers and victims. We shall tentatively maintain the rationality assumption but shall be ready to amend our conclusions

<sup>5</sup> While people cannot choose whether to lapse, they can control the frequency and magnitude of lapses through concentration, preparation, conditioning, and training. Moral luck causes excessive investment in these activities by a rational actor. We relegate this fact to a footnote, however, because irrational people who invest too little in cultivating self-control pose a greater danger to society.



about efficient tort rules when there is sound evidence that the appropriate decision-makers are not behaving rationally.

**QUESTION 9.1:** Wearing seat belts and shoulder harnesses is an efficient means of minimizing the costs of automobile accidents. Assuming that the benefits of these passive restraints exceed their costs, but that not all drivers and passengers use seat belts, how might the rules of tort liability be changed so as to induce a greater number of people to wear seat belts and shoulder harnesses?

### WEB NOTE 9.1



We have previously mentioned the burgeoning literature in behavioral law and economics. Much of that literature relates to the examination of the economics of tort liability. See our website for much more on the connections between behavioral law and economics and tort law.

**2. Regulations** Fire regulations usually require a store to have a fire extinguisher. Inspectors will check from time to time to confirm that the store complies with the regulation. If it fails to comply, the regulators may impose a fine. Even if the store complies and a fire injures a customer, the store may be liable to that customer in a private cause of action. In this example, the store is subject to safety regulations and liability. In Chapter 8, the basic model assumed that injurers face liability but not regulations. The fact that injurers often face both liability and regulations poses the question, “Why have both safety regulation and liability?” If, in our example, liability law is adequate at inducing safety precaution, the store will presumably keep a fire extinguisher even without the regulation. And, if the store complies with the regulation, perhaps the injured customer should seek compensation from his insurance company, not the store.

Comparing liability and regulation, sometimes one is more efficient than the other, and sometimes the two together are more efficient than either one by itself. A general theory of safety regulation and tort liability must distinguish these alternatives. Instead of attempting a comprehensive theory, we will sketch some determinants.<sup>6</sup>

Administrators have the power to order potential injurers to correct a hazard before an accident occurs, whereas courts have the power to order injurers to compensate victims after an accident occurs. Regulation is *ex ante* enforcement by administrators, and liability is *ex post* enforcement by victims. This difference determines many of the advantages and disadvantages of each.

<sup>6</sup> See Steven Shavell, *Liability for Harm Versus Regulation of Safety*, 13 J. LEGAL STUD. 357–374 (1984), and Charles Kolstad, Thomas Ulen, & Gary Johnson, *Ex Post Liability for Harm vs. Ex Ante Safety Regulation: Substitutes or Complements?*, 80 AM. ECON. REV. 888 (1990).



Administrators and courts differ with respect to information. Administrators can often acquire technical knowledge needed to evaluate the safety of specialized industries, whereas courts of general jurisdiction have difficulty accumulating technical knowledge about specialized industries. In these circumstances, administrators may set standards better than courts, so the court may use a safety regulation as the standard of care for determining liability. By accepting safety regulations as defining the legal standard of care for tort liability, courts defer to administrators. If safety regulation and liability law impose the same standard of care, then potential injurers will conform to that standard in order to avoid both *ex ante* fines and *ex post* liability.

Sometimes, however, courts have better safety information than administrators do. For example, a trial may provide judges and juries with better information about the harm caused by an accident than administrators can predict. In addition, courts often have fewer political motives than administrators. Problems of information or motivation can cause a court to distrust the legal standard imposed by a safety regulation.

Courts may feel that the regulators set the standard too low in order to avoid liability for politically powerful businesses. In these circumstances, the standard of care imposed by the court for liability may exceed the safety regulation. If liability law imposes a higher standard than safety regulations, then most potential injurers will conform to the higher standard in order to avoid liability.

Alternatively, courts may feel that the regulators set the standard too high in order to reduce competition. For example, U.S. automobile manufacturers may seek high safety standards to increase compliance costs for foreign competitors. If safety regulations impose a higher standard than liability law, then most potential injurers will conform to the regulation in order to avoid fines.

Safety regulations provide a rich source of bribes for corrupt officials in many countries. Sometimes officials want tough regulations to guarantee that bribing an official is cheaper than conforming to the regulations. In countries where the administrators are more political and corrupt than judges, liability has a distinct advantage over regulation.

When tort liability exceeds an injurer's wealth, the injurer is bankrupt. Some risky activities attract undercapitalized firms that can escape liability through bankruptcy. Highly capitalized firms may avoid these same activities to avoid the risk of liability. In those industries where undercapitalized firms risk bankruptcy, safety regulations have an advantage over liability. By collecting fines before an accident occurs, officials can force an undercapitalized firm to comply with safety standards that it would violate if the only sanction were liability.

Finally, consider the administrative costs of regulations and liability. Sometimes accidents impose small harm on a large group of people. When the cost of trial for each victim exceeds his damages, making liability law work requires aggregating claims, as in a class action suit. Sometimes claims are easier to aggregate in an administrative proceeding than in a court trial. In general, safety regulations dominate liability as a remedy for accidents that impose small harm on a large group of people.



**WEB NOTE 9.2**

The remarkable story of the attempts to regulate the harms from tobacco use and to hold the tobacco companies liable for those harms constitutes an instructive case study of the relationships between liability and regulation. See our website for a discussion of the tobacco cases and the settlement reached in the U.S. litigation.

**3. Insurance** How does insurance affect our analysis of tort liability? So far our analysis of alternative tort rules and institutions has proceeded as if no one were insured. In reality, insurance is pervasive for accidents and tort liability. Now we need to discuss how insurance interacts with tort liability and consider whether insurance advances or retards the goals of tort law, which we formulated as minimizing the sum of the costs of precaution, accidental harm, and administrative costs.

A person who faces the risk of accidental harm may buy insurance. When an accident occurs, a victim with insurance files an insurance claim for compensation with his insurance company. In addition to recovering from his insurance company, the victim may have a right in tort law to recover from the injurer. In principle the accident victim could recover twice—once from the insurance company and once from the injurer. The insurance contract, however, usually transfers the victim's recovery rights to the insurance company by means of what is called "subrogation." The insurance company stands in place of the insured in the tort suit for the harm covered in the insurance claim. To illustrate, the accident may cause the victim to lose \$100 in medical costs and \$200 in pain. The victim may have health insurance to cover the medical costs and no insurance to cover pain. So, the victim will recover \$100 from the insurance company and \$200 from the injurer, and the insurance company will recover \$100 from the injurer.

Besides insurance against accidental harm, many people buy insurance against liability. In the preceding example, the injurer is liable for \$300. If the injurer has full liability insurance, the injurer's insurance company will pay the injurer's liability of \$300 (\$200 to the victim and \$100 to the victim's insurance company).

In the preceding example, the victim's insurance is *incomplete* (it covers medical costs but not pain) and the injurer's insurance is complete (it covers medical costs and pain). As insurance becomes more complete, we approach a situation where victims recover all of their compensation from insurance companies, injurers recover all of their liability from insurance companies, and the insurance companies resolve disputes among themselves. In effect, insurance is a private system of liability law that re-allocates the costs of accidents according to contracts between insurer and insured. As this private system becomes more complete, injurers and victims deal directly with their insurance companies, not with each other. In these circumstances, people care more about insurance rates and terms of coverage, and they care less about the underlying law of accidents (except insofar as the latter affects the former).



Insurance companies set premiums, which provide revenues. They also process claims and pay them, which are costs of doing business. In perfectly competitive markets, companies earn zero profits. Applied to insurance markets, this proposition implies that the premiums equal the claims plus administration costs. Earlier we formulated the goal of tort law as minimizing the sum of the cost of the harm from accidents, the costs of avoiding accidents, and the costs of administration. *In a system of universal insurance and competitive insurance markets, the goal of tort law can be described as minimizing the total cost of insurance to policy-holders.*

To illustrate this proposition, we contrast no liability and the rule of strict liability. With a rule of no liability, potential victims buy accident insurance and potential injurers have little need for liability insurance. In contrast with a rule of strict liability, potential injurers need liability insurance and potential victims have little need for insurance against those accidents for which the injurers are liable. So a rule of no liability causes injurers to buy relatively more insurance, and a rule of strict liability causes victims to buy relatively more insurance.

Which rule is more efficient? This policy debate is important historically. In the 19<sup>th</sup> century, consumers injured by defective products seldom recovered in court, so consumers who wanted insurance had to buy it themselves.<sup>7</sup> In the 20<sup>th</sup> century, the emergence of strict products liability in tort law effectively caused manufacturers to insure consumers, and manufacturers often bought liability insurance for themselves. These facts provoked an argument about whether victims' insurance is more or less efficient than injurers' insurance. We cannot answer this question fully, but we can give the flavor of debate.

In general, insurance transfers risk from the insured party to the insurer. *Transfer* is another name for *externalize*. Externalizing risk gives the insured an incentive to reduce precaution. The insurance industry, which is old and has its own language, calls the reduction in precaution caused by insurance *moral hazard*. To illustrate moral hazard, a person who insures his car against theft may not be so careful about locking it.

Insurance companies employ various means to reduce moral hazard, notably co-insurance, deductibles, and experience rating. Under a deductible, the insured pays a fixed dollar amount of his accidental losses. Under co-insurance, the insured pays a fixed percentage of his accidental losses. Under experience rating, the insurance company sets the insured's rates according to the experience of the insured's claims. A claim in year two, for example, usually means a rate increased in year three. While these devices reduce moral hazard, they cannot eliminate it. Consequently, insurance inevitably undermines the insured's incentives for precaution.

To combat this problem, liability insurers impose safety standards that policyholders must meet to remain covered by insurance. To illustrate, a fire insurance company may require a business to maintain fire extinguishers as a condition for writing an insurance policy. In the preceding section, we contrasted *ex ante*

<sup>7</sup> Note, however, that many forms of insurance that we take for granted were unavailable in the 19<sup>th</sup> century. Insurance markets took time to develop.



regulation and *ex post* liability. Insurance companies impose standards *ex ante*. Officials of the company may inspect for compliance. Insurance safety standards are private regulations imposed by contract and enforced by private parties, as opposed to public regulations imposed by law and enforced by state officials. On balance, legal scholars generally think that insurance promotes the goals of tort law and should be encouraged.<sup>8</sup>

Having discussed the incentive effects of insurance, we return to the question of whether no liability or strict liability is a better rule for consumer product injuries. The rule of strict liability has a distinct advantage over no liability in terms of the efficiency of insurance markets. As explained, insurance companies usually set rates according to the history of an individual's claims through the process of "experience rating." Many claims trigger a surcharge, and few claims trigger a discount. Under a rule of strict liability, a company that produces many defective products makes many claims to its insurer and thus pays higher rates. This fact creates incentives for more precaution by the manufacturer to reduce its claims by reducing consumer accidents. However, these incentives for producers disappear under a rule of no liability, where consumers must buy their own insurance. One of the main arguments in favor of strict liability for consumer product injuries is that this rule causes liability insurers to monitor the safety of manufacturers.

Some scholars argue against the rule of strict liability on the ground that it provides consumers with unwanted insurance. By "unwanted" we mean that consumers would not voluntarily buy the insurance if they had to pay for it. To illustrate, a well-insured U.S. motorist who injures his knee when his car slips on ice will receive compensation from his insurance company for medical costs, lost wages, and damage to the car. If, however, the motorist suffers the identical injury due to the fault of another driver, the motorist will also receive additional compensation in tort for pain and suffering. In general, the tort liability system effectively provides consumers with insurance against pain and suffering that they would not buy for themselves. In personal injury cases, pain-and-suffering compensation can be relatively large, which implies that consumers have a lot of unwanted insurance. (Later we discuss how a market for tort claims can solve this problem by allowing potential accident victims to sell unwanted liability rights.)

We have introduced the complex interaction of tort liability rules and insurance markets. Before leaving the topic, we want to explain a problem with insurance markets. In 1985 and 1986 and again in the mid-1990s, a "crisis" over liability insurance—particularly with respect to medical malpractice insurance—occurred in the United States and elsewhere. During the crisis, insurance companies abandoned some lines of insurance, refused to renew policies for some persons and companies, lowered the limits on some insurance coverage, and sharply increased some premiums. The crisis poses the question, "Is the insurance industry inherently unstable?" Answering this question explains some fundamental characteristics of the insurance industry.

<sup>8</sup> Some states, however, prohibit liability insurance for punitive damages, presumably for the same reason that states prohibit insurance against criminal fines.



The answer may be “Yes” for two reasons. The first reason concerns the “reserves” held by an insurance company. For some insurance risks, many claims can occur at once. To illustrate, earthquake insurance results in no claims in most years and vast claims when a large earthquake actually occurs. As a consequence, the insurance company must use the premiums in years with no claims to build up its reserves (“reserve funding”). Sometimes an insurance company has larger reserves than it needs to cover a risk. If an insurance company has excess reserves, it can expand the supply of insurance at little cost. At other times, insurance companies have no excess reserves, so they cannot write more insurance policies without increasing their reserves. Changing the level of reserves can be very costly because of tax consequences.<sup>9</sup> One theory holds that insurance crises occur because insurance companies exhaust their reserves.

The second explanation is quite different in character. Suppose that insurance premiums rise and some people stop purchasing insurance. The people who retain their insurance represent the worst risk, so the insurance company may have to increase its premiums again. To illustrate, suppose there is a 20 percent chance that I will suffer an accident costing \$10,000 and only a 10 percent chance that you will suffer such an accident. If we are both insured, I expect to recover \$2000 from the insurance company in claims, whereas you expect to recover \$1000 in claims. Suppose the insurance company offers us the same insurance policy for the same premium, say \$1500. It does not charge me more than you because it does not have enough information to tell us apart (or perhaps the regulators won’t permit “price discrimination”). The insurance company collects \$3000 in premiums all together and expects to pay \$3000 in claims, so it earns zero profits, as required in perfect competition.

Observe what would happen if the insurance company increased the rates to \$1600. You are more likely than I am to decide to drop your policy. (Why?) But if you drop your policy, the insurance company loses a good risk (you) and retains a bad risk (me). Now the insurance company collects \$1600 in premiums and it expects to pay out \$2000 in claims, so it expects to lose \$400. To overcome this loss, it must raise its rates again. The rates have to be raised a second time because the first rate increase caused good risks to stop buying the policy while bad risks continued buying it.

This phenomenon, whereby an increase in insurance premiums drives out good risks while retaining bad risks, is called “adverse selection.” The second explanation of the insurance crisis holds that increased claims set off a cascade of increased premiums due to adverse selection. Exhaustible reserves and adverse selection can create instability in the supply of insurance.<sup>10</sup>

<sup>9</sup> Capital removed from reserves becomes taxable as profit, so insurance companies do not like to remove capital from reserves except in years when they have losses to offset their tax liability. Similarly, additions to reserves can reduce tax liabilities (especially under the U.S. tax law before the 1986 reforms), so insurance companies prefer to add to reserves in years when they have large profits from their other activities.

<sup>10</sup> See Ralph Winter, *The Liability Crisis and the Dynamics of Competitive Insurance Markets*, 45 YALE J. REG. 455 (1988) and M.J. Trebilcock, *The Role of Insurance Considerations in the Choice of Efficient Civil Liability Rules*, 4 J. LAW, ECON. & ORG. 243 (1988).



**QUESTION 9.2:** Some insurance contracts contain a “subrogation clause,” under which the insured party assigns its legal claims to the insurer. So, for example, it might be that if *A* has a liability insurance contract with the *B* Corporation, the contract includes a clause assigning all of *A*’s liability insurance claims under the contract to the *B* Corporation. If *A* is injured in an accident by a negligent injurer, *B* may compensate *A* and then bring an action against the injurer on *A*’s behalf for indemnification.

Are subrogation clauses efficient? Be sure to review your answer in light of the section below about litigation costs and their effect on the efficiency of the tort liability system.

**4. Bankruptcy** Under assumptions explained in Chapter 8, strict liability causes the firm to internalize the social cost of accidents, so it chooses the socially optimal activity and care levels. The possibility of escaping liability through bankruptcy changes this conclusion. When potential damages to tort victims exceed the firm’s net worth, the firm externalizes part of the risk, thus eroding its incentives to take precaution and restrain its activity level. Limited liability can cause too little precaution and too much dangerous activity.

Consider the example of a disposal company for hazardous waste. If such a company planned to remain in business indefinitely, it might use extreme care in dumping hazardous waste in order to avoid future liability. Alternatively, it might follow the strategy of dumping recklessly and accumulating potential tort liabilities that exceed its assets. Anticipating future liability and bankruptcy, the firm continually distributes profits and remains undercapitalized. When harm materializes and suits begin, the firm declares bankruptcy, and its tort victims take their place with other unsatisfied creditors.

This scenario suggests that firms in risky industries may have too many accidents and too little capital, thus lowering production and distorting the capital labor ratio. In addition, if tort liability causes bankruptcy and liquidation, the firm’s nontransferable assets are destroyed, such as its reputation (“good will”), organization, and its employees’ knowledge of how the company conducts business (“firm-specific human capital”). Thus, avoiding liability through insolvency causes significant inefficiencies.

A recent article, however, proposes that new judgment-proofing techniques enable corporations to avoid tort liability without being undercapitalized.<sup>11</sup> First, a corporation can place risky activities in a subsidiary, which is a separate company owned by the parent corporation. Courts seldom reach past a bankrupt subsidiary to the parent’s assets. Some evidence exists that liability causes U.S. firms to divest and locate hazardous activities in smaller firms.<sup>12</sup> Some scholars urge U.S. courts to “pierce the corporate veil” and extend tort liability to the parent of

<sup>11</sup> Lynn M. LoPucki, *The Death of Liability*, 106 YALE L. J. 1 (1996).

<sup>12</sup> Al H. Ringleb & Steven N. Wiggins, *Liability and Large-Scale, Long-Term Hazards*, 98 J. POL. ECON. 574 (1990).



a subsidiary, or even to people who own shares in bankrupt corporations. Research by Richard Brooks on the *Exxon Valdez*, which was an Exxon oil tanker whose wreck contaminated the Alaskan coast in Spring, 1989, demonstrates that the oil companies apparently believe that courts will pierce the corporate veil.<sup>13</sup> Specifically, large oil companies responded to massive liability by shipping more oil in their own tankers, which they control, rather than attempting to escape liability by contracting with tanker companies to ship their oil.

Second, in bankruptcy the secured creditors get priority over other, unsecured creditors, including tort victims. By lending a greater proportion of the corporation's debt to secure creditors, a firm can shield a larger portion of its assets from the claims of tort victims.

Third, firms often have expected income, such as future payments from buyers of the firm's products ("accounts receivable"). In a process called "securitization," firms convert expected income into securities and sell them to investors.<sup>14</sup> After securitizing, the future income belongs to the owners of the securities, so tort victims cannot tap this income as a source of compensation.

The distortion of incentives for precaution caused by insolvency has no perfect solution. Imperfect solutions include compulsory insurance, posting bond, or replacing *ex post* liability with *ex ante* regulations. In addition, replacing rules of strict liability with negligence rules ameliorates the problem. A negligence rule allows a firm to escape liability by conforming to the legal standard of care. Having escaped liability, the firm has no need to shield assets from tort suits. In contrast, a rule of strict liability only allows a firm to escape liability by insolvency.

**5. Litigation Costs** The final core assumption of the economic theory of tort liability was that litigation is costless. Of course, nothing could be further from the truth: litigation is expensive and sometimes ruinously so. A more complete analysis of the efficiency of the various liability rules we have discussed should introduce these costs explicitly.<sup>15</sup>

Costly litigation will have different effects on potential victims and potential injurers. Moreover, these different effects will have very different implications for the efficiency analysis of Chapter 8.

Consider, first, the impact of costly litigation on potential victims. If victims must incur a cost to assert their claims for compensation, then they may assert fewer claims. Consider an extreme case in which litigation costs exceed the expected compensatory damages. Victims will not bring suit, and so the potential injurers will not receive the signal from the tort liability system that what they are

<sup>13</sup>Richard R. W. Brooks, *Liability and Organizational Choice*, 45 J. LAW & ECON. 91 (2002).

<sup>14</sup>The bonds allow the issuer to convert the stream of future income into a lump sum. One of the first to use the method of securitization was the rock singer David Bowie, who issued bonds that gave the bondholders a claim on Bowie's future income. In honor of this use, securitization bonds are sometimes called "David Bowie bonds."

<sup>15</sup>See Janusz Ordover, *Costly Litigation in the Model of Single Activity Accidents*, 7 J. LEGAL STUD. 243 (1978); and A. Mitchell Polinsky & Daniel Rubinfeld, *The Welfare Implications of Costly Litigation in the Theory of Liability*, 17 J. LEGAL STUD. 151 (1988).



doing is unacceptable. They may, as a result, take less precaution than they should, with the consequence that there may be more accidents (and more severe accidents) than there should be.

However, costly litigation may have a contrary effect on the decisions of potential injurers. If it is expensive for an injurer to litigate, then it may make sense to take more precaution than would be the case if litigation were costless. By taking more precaution, the potential injurer makes an accident less likely or less severe; if the cost of this additional precaution is less than the cost of litigation, then we should expect potential injurers to take *additional* precaution when litigation is costly. Similarly, high litigation costs may cause investors to withdraw funds and reduce activities that risk lawsuits. As a result, there should be fewer and less severe accidents.

Because the effects of costly litigation on potential victims and on potential injurers pull in different directions (one suggests less precaution; the other suggests more precaution), we cannot be sure of the net effect of relaxing the assumption of costless litigation.

High litigation costs have an unsettling, counterintuitive implication, which we illustrate by contrasting two possible rules of legal procedure. Under the first procedure, assume that when a plaintiff complains that a wrongdoer caused harm of \$100, the judge hears the case and awards damages of \$100 whenever the plaintiff proves the necessary facts. Under the second procedure, assume that when a plaintiff complains that a wrongdoer caused harm of \$100, the judge flips a coin and dismisses the complaint without a trial whenever the coin shows “heads.” If the coin lands “tails,” however, the court decides the case and awards damages equal to 200 percent of the actual harm. The injurer’s *expected* liability is the same for both procedures— $1.0 \times 100$  under the old procedure, and  $.5 \times 200$  under the new procedure. If potential injurers decide how much precaution to take based on expected liability, then the change in procedure will not affect their behavior, so the sum of the cost of harm from accidents and the cost of avoiding accidents apparently remains the same. However, the new procedure has reduced the number of trials by 50 percent, so administrative costs are much lower under the second procedure.

Changing our legal system from the first to the second procedure would save costs, but this will not happen. A judge who actually decided a case by flipping a coin would provoke outrage. Even so, our example makes this important point: A legal system can save administrative costs by reducing the probability of liability and offsetting this fall with an increase in damages. Chapter 11 returns to the equivalent point in criminal law when we discuss criminal fines rather than civil liability.

**QUESTION 9.3:** Use the economic theory of bargaining to characterize the torts in which the transaction costs of settling disputes are likely to be large. (*Hint:* Recall the distinction between public bads and private bads.)

**QUESTION 9.4:** For which liability standard would you expect the litigation costs to be greater—negligence or strict liability? Why? Is that an additional efficiency argument for preferring one standard to the other?



**6. Conclusion** Taken altogether, what is the ultimate result of relaxing the core assumptions for the conclusions of the previous chapter? Perhaps somewhat surprisingly, the conclusions of the economic model survive almost intact. We have seen that relaxing the rationality assumption may be warranted, and that where it is relaxed, the economic theory helps us to see how tort law ought to take into account the cognitive imperfections of those whose behavior it seeks to affect. We also saw that relaxing the assumption that there is no first- or third-party insurance does not change the results of the economic theory of tort liability. Co-insurance, deductibles, subrogation clauses, and the implied threat of higher premiums or of policy cancellations preserve the incentives of potential injurers to take optimal care and of potential victims (through their insurers) to bring actions in order to induce potential injurers to internalize the social costs of their carelessness. Nor does the presence of other social policies, such as safety regulation, necessitate our changing any of the economic conclusions. These alternative social policies require some account of how best to coordinate tort liability and safety regulation, and that coordination is likely to require an understanding of the economic trade-offs involved. Finally, the fact that litigation is costly does not necessitate a change in our economic model. Rather, we have seen that costly litigation points in different directions: on the one hand, it may induce potential victims not to file actions (thus allowing potential injurers not to bear the full costs of their carelessness and inviting them to take less care in the future), but, on the other hand, it may induce potential injurers to take more care (if taking additional care makes accidents less likely or less severe and is cheaper than the costs of litigating).

## B. Extending the Basic Model

The economic model that we have been exploring in this and the previous chapter explains not just the broad questions of tort liability's purposes and the differences between negligence and strict liability, but it also helps us to understand some of the more special doctrines of tort liability. In this section we shall show how the economic theory applies to certain special cases—for example, the liability of employers for the torts of their employees—and to some issues at the frontiers of tort liability.

**1. Vicarious Liability** There are circumstances in which one person may be held responsible for the torts committed by another. Where this happens, the third party is said to be *vicariously liable* for the tortfeasor's acts. Vicarious liability may extend from an agent to his or her principal or from a dependent child to a parent, but by far the most common instance of vicarious liability is that of employers' responsibility for the tortious wrongs of their employees under the doctrine of *respondeat superior* ("let the master answer"). The bare bones of this doctrine are that an employer will be held to answer for the unintentional torts of an employee if the employee was "acting within the scope of [his or her] employment." To illustrate, an employer tells an employee *never* to drive the company's truck faster than the speed limit. The employee speeds, and the truck has an accident. The employer is liable.



Does *respondeat superior* induce efficient behavior by employers and employees? The rule creates an incentive for the employer to take care in selecting employees, in assigning them various tasks, and in deciding with which tools to equip them. This is efficient if it is the case—as it generally would seem to be—that employers are better placed than are employees to make these decisions.<sup>16</sup>

In discussing tort liability, we often distinguish between two rules: strict liability and negligence. Our analysis of the difference applies to vicarious liability. Under a rule of strict vicarious liability, the employer is liable for harms *caused* by an employee. Under a rule of negligent vicarious liability, the employer is liable for harms caused by *negligent supervision* of an employee. A switch from negligence to strict liability lightens the plaintiff's burden of proof. To illustrate, a careless nurse employed by a hospital harms a patient. To recover damages from the hospital under a rule of strict vicarious liability, the patient must prove that someone in the hospital caused the harm, which is relatively easy. To recover damages from the hospital under a rule of negligent vicarious liability, the patient must prove that the hospital negligently supervised the nurse, which is relatively hard. You already encountered this argument in favor of strict liability when we discussed consumer product injuries.

We have given an information argument for favoring a rule of strict vicarious liability for employers rather than a rule of negligent vicarious liability. Another argument goes in the opposite direction. To illustrate, a sailor on a tanker might negligently discharge oil onto a public beach at night. Informing the authorities quickly about the accident will reduce the resulting harm and the cost of the cleanup. The employer might be the only person besides the sailor who knows that the harm occurred or who can prove that pollution came from its ship. Strict vicarious liability gives the employer an incentive to remain silent in the hope of escaping detection. In contrast, a rule of negligent vicarious liability gives the employer an incentive to reveal the harm to the authorities immediately in order to show that it carefully monitors its sailors. Under a rule of negligent vicarious liability, carefully monitoring enables the employer to escape liability. As compared to a rule of strict vicarious liability, vicarious liability for negligent monitoring generally encourages employers to report more wrongdoing by employees.<sup>17</sup>

**QUESTION 9.5:** What if an accident has occurred because an employee was performing a job for which he was not qualified after the employee had falsely told the employer that he *was* qualified? Should the employer still be liable for the victim's losses under *respondeat superior*?

**QUESTION 9.6:** The common law did not hold parents liable for their children's unintentional torts unless the parents' negligent supervision

<sup>16</sup>For a full discussion of the economics of this issue, see Alan Sykes, *The Economics of Vicarious Liability*, 93 YALE L. J. 1231 (1984).

<sup>17</sup>Jennifer Arlen & Reinier Kraakman, *Controlling Corporate Misconduct: An Analysis of Corporate Liability Regimes*, 72 NYU L. REV. 687 (1997).



led directly to the tort. But the common law did hold husbands vicariously liable for their wives' torts (a rule since abrogated by statute). Can you provide an efficiency explanation for these common law rules?

**QUESTION 9.7:** In many states, a bartender (under so-called dram shop laws), friend, party host, or other person who serves liquor to an already-intoxicated person is held vicariously liable for any damages that person subsequently inflicts on other people or their property. Does this form of vicarious liability make economic sense?

**2. Joint and Several Liability With and Without Contribution** When several parties cause harm to someone, a question arises concerning whom the victim can sue and how damages should be allocated among them. To illustrate, suppose that you suffer a loss of \$100 in an accident caused by two people called A and B. They are *jointly* liable if you can sue *both* of them at once, naming A and B as codefendants and receiving a judgment of \$100 against them. They are *severally* liable if you can sue *either* A or B separately, naming each of them as a defendant in a distinct trial and recovering \$100 from each.

Defendants are said to be "jointly and severally liable" if each of them is liable for all the victim's full losses, not just a portion of them. The plaintiff may proceed jointly against all his injurers or may elect to recover all damages from only some of them or only one of them. (Typically, the plaintiff proceeds against the defendant or defendants who have "deep pockets," *i.e.*, the resources to compensate him.)

The common law recognized two circumstances in which joint and several liability would hold: (1) if the defendants acted together to cause the victim's harm, or (2) if the victim's harm was indivisible. An example of the first is where two cars driven by A and B are racing down a street and one of them hits C, a pedestrian. An example of the second circumstance is where two hunters using identical ammunition fire at a pheasant and both of them accidentally hit a third person.

Suppose that the plaintiff chooses to recover from only one of several injurers. May that defendant then force the other injurers to contribute to paying the damages? At common law for unintentional torts, the defendant did not generally have a right to *contribution*, as this is called, from other joint tortfeasors. This was true even if the plaintiff's selection of which tortfeasor to sue was malicious or totally capricious. Furthermore, double recovery converts reluctant victims into eager victims, which does not make sense economically. This harsh rule against contribution has been abrogated, usually by statute but sometimes by judicial decision, in almost all the states.<sup>18</sup> The law usually subtracts the *contribution* of one party from the compensation owed by the other. For example, if A and B jointly cause you harm equal to \$100 and you settle with A for \$40, then the upper limit on a trial judgment against B is \$60.

<sup>18</sup>This is true only for unintentional torts; for intentional torts, such as a violation of the antitrust statutes, there is still no right of contribution among joint tortfeasors.



The most generous law for the plaintiff is several liability with no contribution, which allows the plaintiff to sue each of the injurers separately and recover full compensation from each of them. The least generous law for the plaintiff is joint liability with contribution, which requires the plaintiff to sue all the injurers together and limits the total recovery to the actual harm. In the United States, the actual law in most cases involving multiple injurers is “joint and several liability with contribution.” Because liability is “joint and several,” the plaintiff can sue the injurers jointly or separately, as he prefers. Because the law allows “contribution,” the recovery is limited to 100 percent of the value of the harm.

There are several economic reasons for joint and several liability. One is that it relieves the victim of the potentially high costs of proving who caused her harm. The doctrine allows the victim to assert that one of these people, and perhaps many of them, caused her injuries without incurring the special costs of showing which one or more of them were responsible and in what proportion. In essence, the doctrine shifts the costs of establishing exactly what happened to the defendants. Imagine a situation in which a patient is anesthetized and taken into surgery. During the operation someone injures the patient. Later she sues all those who were in the operating room, but for obvious reasons she cannot tell who precisely caused her injury.

Another economic reason for joint and several liability is that it makes the victim’s recovery more certain by allowing him to get to what is called a “deep pocket.” Suppose that an uninsured motorist is going at high speed, strikes a pothole in the road, loses control of his car, and hits another passenger car, seriously injuring its driver. Assume for the sake of argument that 90 percent of the fault is attributable to the speeding driver, and 10 percent of the fault is attributable to the city government for not filling the pothole. The victim will have difficulty recovering anything from the speeding driver because he lacks insurance and may have limited resources. However, if the law allows the victim to hold the motorist and the city jointly and severally liable, and if the victim can prove that the city was negligent in maintaining the road, then the victim can recover 100 percent of his losses from the city. The city then faces the hopeless task of trying to recover 90 percent of the damages it paid from the speeding driver who lacks insurance and resources.

Another economic issue concerns contribution and efficiency. Is a rule of contribution or no contribution more efficient? The no-contribution rule makes all defendants internalize the cost of accidents, thus creating incentives for optimal precaution by each of them. In contrast, the rule of contribution causes each defendant to internalize part of the cost of accidents and to externalize part of the cost. Because costs are partly externalized, the rule of contribution may not create incentives for optimal precaution by each defendant. To illustrate, in the example where A and B race their cars and strike C, optimal incentives require A to bear the full cost of the accident and B to bear the full cost of the accident.<sup>19</sup>

<sup>19</sup> See Landes & Posner, *Multiple Tortfeasors: An Economic Analysis*, 9 J. LEGAL STUD. 517 (1980); and Polinsky & Shavell, *Contribution and Claim Reduction Among Antitrust Defendants: An Economic Analysis*, 33 STAN. L. REV. 447 (1981).



Although the rule of no-contribution creates efficient incentives for precaution by joint injurers, the possibility of multiple recoveries can change reluctant victims into eager victims. For example, if C receives perfectly compensatory damages from A, then C is indifferent between no accident and an accident. If C receives perfectly compensatory damages from A and also from B, then C prefers an accident to no accident. Perhaps the phenomenon of eager victims explains why law favors contribution rather than no-contribution.

**WEB NOTE 9.3**

When there are multiple defendants, it sometimes happens that one or more of the defendants make an agreement to settle their claims with the plaintiff and then keep the existence of that agreement secret from the other defendants. Such agreements are called “Mary Carter agreements” after the case in which they first arose. See our website for a history and economic analysis of Mary Carter agreements.

**3. Evidentiary Uncertainty and Comparative Negligence**<sup>20</sup> In the previous chapter we discussed the several forms of the negligence rule: simple negligence, negligence with contributory negligence, and comparative negligence. For most of the last 200 years, negligence with contributory negligence has been not only the dominant form of the negligence rule but the dominant tort liability rule in the common law countries. However, within the last 40 years all this has changed. Today, all but a handful of the states in this country have altered their law of accidents so that the prevailing liability standard is one of comparative negligence for non-product-related torts. The change has been effected principally by statute, with a minority of states adopting the rule by judicial decision. In most civil law jurisdictions of Europe, the principle of comparative negligence was adopted long before the United States made this change. In this section we shall explain briefly how the comparative-negligence rule works and how it differs from the rule of negligence with contributory negligence. Then we shall show how something called “evidentiary uncertainty” can give rise to an efficiency argument for comparative negligence.

The simple reason for the rise of comparative negligence is an increasing dissatisfaction with the rule of contributory negligence. Recall that a contributorily negligent plaintiff could not recover anything from the defendant, even from a negligent defendant. This rule struck most people as exceedingly harsh. To see why, imagine that an automobile accident has occurred; both the plaintiff and the defendant were driving. Suppose that violation of the speed limit constitutes negligence and that the evidence shows that the plaintiff was going 35 miles per hour

<sup>20</sup>The material in this section draws on Cooter & Ulen, *An Economic Case for Comparative Negligence*, 61 NYU L. REV. 1067 (1986).



in the 30 mile-per-hour zone and that the defendant was going 65 miles per hour in that same zone. Under the rule that bars recovery for a contributorily negligent plaintiff, the plaintiff will not be able to recover. This seems harsh in that the plaintiff's negligence was trivial in comparison to the defendant's.

To avoid this sort of harsh result, most jurisdictions found a means of limiting the scope of the rule of contributory negligence—for example, by means of the last-clear-chance doctrine.<sup>21</sup> But eventually these limitations on the application of the rule of contributory negligence gave way to comparative negligence.

The principal difference between comparative negligence and the rule of negligence with contributory negligence is that under comparative negligence the plaintiff's contributory fault is a partial but not a complete bar to recovery from a negligent defendant. Thus, under comparative negligence the negligent injurer usually owes something, but not full compensation, to the negligent victim.<sup>22</sup>

The equitable argument is the principal justification for the switch to comparative negligence. However, there are economic efficiency arguments that can be made on behalf of comparative negligence. To make these arguments requires relaxing at least one of the core assumptions that we made in the previous chapter. Recall that the basic economic theory of tort liability of Chapter 8 showed that *all* forms of the negligence rule (simple, contributory, and comparative negligence) were equally efficient. The only way we can draw efficiency distinctions among them is to relax one of the core assumptions. Suppose that, in a negligence case, we assume that litigation is costly in the sense that it is not certain how the court will evaluate the evidence developed at trial. Thus, neither the plaintiff nor the defendant can be certain whether the court will determine that their precautionary behavior was sufficient to absolve one of them of fault. It is possible, for example, that the court will determine that the precaution of one of the parties was insufficient, even though that party thought that he or she had complied with the relevant duty to take due care. Or the court may find one of the parties nonnegligent when in fact the party was violating the legal standard of care. We may call this condition “evidentiary uncertainty.”

We will explain the effects of evidentiary uncertainty on the precautionary decisions of a potential injurer. We assume, as seems realistic, that the probability that potential injurers will be found not liable increases as their precaution increases. Figure 9.2 shows the impact of this fact on expected costs. The effect of evidentiary uncertainty is to smooth the discontinuity in expected liability at the (presumed) legal standard that we developed in Chapter 8. Smoothing occurs because injurers' expected costs are a weighted average of their costs when liable and their costs when not liable, with the weights given by the probability that they will be found liable. The effect is indicated in Figure 9.2 by the sloping curve that connects the expected-cost curve and precautionary-cost line. Uncertainty about

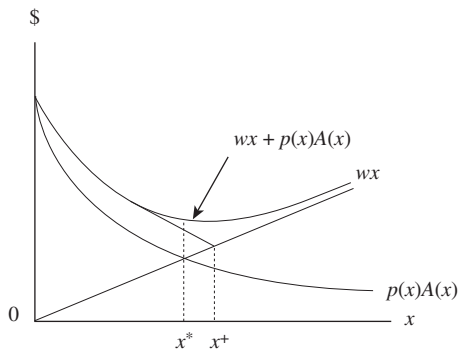
<sup>21</sup> Each of these limitations allowed an otherwise contributorily negligent plaintiff to recover *all* losses. Note how this differs from the result under comparative negligence described below.

<sup>22</sup> There are three different forms of comparative negligence: pure, modified, and slight-gross. These are extremely interesting but are not central to our economic analysis.



**FIGURE 9.2**

**Evidentiary uncertainty smooths the discontinuity at the legal standard of care and induces extra precaution by the potential injurer.**



the court's assessment of a party's precautionary level with regard to the legal standard of care induces most injurers to take more precaution than is prescribed by the legal standard of care. In effect, they give themselves a margin of error to be sure that they avoid liability. This behavior is represented in Figure 9.2, which illustrates the fact that an injurer's costs are minimized on the smoothed curve at  $x^+$ , which is a higher level of precaution than the legal standard  $x^*$ .

Evidentiary uncertainty causes potential injurers to go beyond the level of precaution that might just barely exonerate them.<sup>23</sup> That is, evidentiary uncertainty will cause overprecaution relative to the efficient level of precaution.

This result is true under any form of the negligence rule. What efficiency advantage, if any, does comparative negligence provide when there is evidentiary uncertainty? The overprecaution caused by evidentiary uncertainty is less under comparative negligence than it is under any other form of the negligence rule. The simple reason is that under comparative negligence, if either party makes a mistake in choosing the level of precaution that is necessary to satisfy the legal standard of care, the consequence of that mistake is not visited entirely on the person who made it, as it would be under any other form of the negligence rule, because, under comparative negligence, the losses are shared between the two parties rather than being concentrated on one party.

One frequent criticism that is made of comparative negligence is that its administrative costs are high. The rules to be used in apportioning fault are vague, it is said, even when the parties are engaged in the same activity: no one is quite sure how to apportion fault when A was going 45 in a 30 mile-per-hour zone and B was going 60. But things are even worse when the parties are engaged in different

<sup>23</sup>This is an instance of the point we made earlier in this chapter—namely, that the prospect of costly litigation will induce potential injurers to take more precaution than they would otherwise. A little extra precaution makes an accident (and thus, a lawsuit) less likely.



activities. How, for instance, would you have apportioned fault in *Butterfield v. Forrester*, the case in Chapter 3 involving an obstruction in the road left by Forrester and a negligent horseman, Butterfield, who crashed into the obstruction? Given this difficulty, it is alleged that litigants and juries will spend inordinately large amounts of effort trying to establish exact percentages of fault when such exactitude is impossible to achieve.

There may be some truth in the contention that comparative negligence has high administrative costs. If so, there is a balance to be struck between the efficiency gains of comparative negligence and these administrative costs. Until we can examine careful empirical studies, we cannot say whether there is a net efficiency gain from moving to this new liability standard.

#### WEB NOTE 9.4



There has been considerable writing about the economics of comparative negligence. We review that literature on our website.

**QUESTION 9.8:** Admiralty law—the law that deals with controversies arising on navigable waters—used a rough-and-ready method of dealing with the problem of the administrative costs of comparative negligence. Rather than try to fine-tune the degrees of culpability between the contending parties, admiralty law simply split the losses 50–50 whenever there was negligence on the part of both parties. Comment on the efficiency of this method of reducing the administrative costs of comparative fault. Would you recommend that the admiralty rule be adopted in apportioning losses in, say, automobile accidents where both parties are at fault? Why or why not?



#### INCENTIVES FOR INVISIBLE ACTORS

How can authorities create incentives for someone who is invisible to them? The State of Florida has a clever solution. Florida farmers fertilize their fields with phosphorus, which rain carries into that massive, marvelous, fragile swamp called the Everglades. To control phosphorus, regulators have adopted a novel incentive system. Beginning in 1995–1996, phosphorus loadings are compared to a baseline derived from loadings recorded from 1979–1988. If basin-wide reductions in nutrient load into the Everglades do not meet statutory targets, all of the farmers in a designated area must pay the “Agricultural Privilege Tax.” The farmers can escape the tax increase by exceeding an overall 25 percent basin-wide phosphorus reduction goal. Under this system, each farmer’s abatement efforts reduce his own liability (and the liability of every other farmer) by the resulting reduction in pollution. Each farmer, consequently, internalizes the marginal benefits and costs of abatement, as required for efficiency.



This incentive system is remarkable in two ways. First, each farmer has incentives for efficient abatement *without the authorities knowing how much any one of them abates*. The authorities only need to know the total abatement by *all* farmers. Second, if the authorities have chosen the phosphorus reduction goal correctly, the farmers will continue abating until they reach it, so *none of the farmers will actually pay the tax*. Theorists describe this approach as a rule of *total liability for excessive harm*. “Total liability” refers to the fact that each actor’s liability depends on the harm that *all* actors cause. “Excessive harm” refers to the fact that liability applies to the amount by which the harm caused by all actors exceeds a baseline.<sup>24</sup>

<sup>24</sup>Robert Cooter & Ariel Porat, *Total Liability for Excessive Harm*, 36 J. LEGAL STUD. 63 (2007).

## II. COMPUTING DAMAGES

In the previous chapter we noted that the ability of liability rules to induce efficient precaution depends in part on the ability of the court to award truly compensatory damages to the victims of a tort. These damages accomplish two things simultaneously: first, they put the victim back onto the utility level or indifference curve occupied before the tortious act, and second, they are the “price” that the injurer must pay for having harmed the victim. In this section we elaborate the ways in which microeconomics can help to determine the appropriate amount of damages. Additionally, we use microeconomics to discuss the efficiency aspects of punitive damages in tort awards.

### A. Hand Rule Damages

Compensatory damages are intended to “make the victim whole.” In some circumstances, this is impossible. For example, when a child is killed in a tortious accident, damages cannot be computed on the formula, “find a sum of money such that the parents are indifferent between having the money and a dead child, and not having the money and having their child alive.” The same difficulty arises in a more attenuated form for irreparable physical injuries, such as those resulting from a crippling accident.

There are, in fact, two distinct concepts of compensatory damages in tort law. One concept is the standard economic concept of indifference: compensation is perfect when the victim is indifferent between having the injury and the damages, and having neither. Compensatory damages are thus perfect when the potential victim is indifferent about whether there is no accident or an accident with compensation. This concept is relevant for injuries in which a substitute for the lost good is available in the market. When a substitute is available, the market price of the substitute measures the value of the good to the plaintiff. This concept is also relevant for goods that are bought and sold from time to time but for which there is no regular, organized market. For example, a handwritten letter by James Joyce and a 1957 Chevy convertible are sold from time to time, but these items are so rare that a regular market for them does not exist. The owners of these rare goods



usually have prices at which they are prepared to sell them, and these prices measure perfectly compensatory damages.<sup>25</sup>

This concept of perfect compensation, based on indifference, is fundamental to an economic account of incentives. If potential injurers are liable for perfectly compensatory damages, then they will internalize the external harm caused by accidents. And this creates incentives for the potential injurers to take efficient precaution. Compensation of this kind is most easily computed for those losses for which there is a ready market substitute.

But for some tortious injuries there is no ready market substitute. For example, there is no price at which a good parent would sell a child. The idea that a person could be “indifferent” between a sum of money and a child is repugnant. And, for some people, there may be no price at which they would sell an arm or a leg.<sup>26</sup> So, for injuries involving the loss of a child or a limb, compensation simply cannot be perfect. Courts must, nevertheless, award damages for the wrongful death of a child or for grievous personal injuries. Our task, then, is to provide a more satisfactory understanding of their computation.

When U.S. courts award damages for incompensable losses, such as the death of a child, juries usually set the amount. Unfortunately, judges provide juries with no coherent instructions for how to compute damages. To illustrate, the recommended jury instruction for Massachusetts reads:

*Recovery for wrongful death represents damages to the survivors for the loss of value of decedent's life . . . There is no special formula under the law to assess the plaintiff's damages . . . It is your obligation to assess what is fair, adequate, and just. You must use your wisdom and judgment and your sense of basic justice to translate into dollars and cents the amount which will fully, fairly, and reasonably compensate the next of kin for the death of the decedent. You must be guided by your common sense and your conscience on the evidence of the case . . .*

It is common sense that money cannot compensate for a loved one's death, so how is common sense supposed to lead the jury to a dollar value? Rather than common sense, the California jury instructions refer to “reasonableness”:

*Also, you should award reasonable compensation for the loss of love, companionship, comfort, affection, society, solace or moral support.*

If no amount of money can compensate for loss of a loved one, then adding “reasonable” to “compensation” deepens the puzzle rather than clearing it up.

Besides courts, regulators must assign value to loss of life for purposes of cost-benefit analysis. Unlike court practice, the regulators have some clear methods

<sup>25</sup> Economists use the term “reservation price” to refer to the minimum price at which the owner of a good is willing to sell it. Determining the owner's reservation price for a unique good is a difficult practical problem, but it is not a problem conceptually.

<sup>26</sup> For some people, there may be an amount of money at which selling an arm is an attractive bargain, but their concept of morality would not permit them to do it.



developed by economists. We will describe such a method and explain its modification for use by courts.

A necessary part of living is being exposed to the risk of death or serious injury. For example, flying on an airplane or driving down the expressway involves such a risk. These risks can often be reduced, but doing so is costly. To illustrate, we may note that airplanes must be inspected and repaired at regular intervals, which is costly, but the shorter the intervals, the fewer the accidents. Similarly, heavy cars with special safety features provide extra safety to passengers. But these cars are more expensive to produce and, therefore, more costly to consumers. When a parent decides what features of a car to buy or a commercial air carrier decides how frequently to inspect planes for safety, a decision is being made that balances the cost of additional precaution against reductions in the probability of injury.

A rational decision about these risks involves balancing the costs and benefits of precaution. By reasoning in this way, it is possible to compute damages for the loss of life. To illustrate, we may suppose that the probability of a fatal automobile accident falls by 1/10,000 when an additional \$100 is spent on automotive safety. If expenditures on automotive safety are rational, then the reduction in the probability of a fatal accident, multiplied by the value of fatal risk, equals the marginal cost of care:

$$(1/10,000)(\text{value of fatal risk}) = 100,$$

or

$$(\text{value of fatal risk}) = 100/(1/10,000),$$

which suggests that the value of fatal risk is \$1,000,000.

This method of computing damages for wrongful death takes actual market purchases as a guide to how much the purchaser values safety and, by implication, the value of being alive. For example, suppose that a consumer may purchase a safety device, such as an air bag, by paying extra to the retailer. If we know how much the safety device costs the consumer and by how much that device reduces the likelihood of death, then we may infer the consumer's valuation of safety, which implies a value of fatal risk. Using the figures from the previous paragraph, we may assume that the device costs \$100 and that it reduces the likelihood of death by 1/10,000. (Remember that this implies a \$1,000,000 value on being alive.) If consumers purchase the device, then they must value safety at a level that implies that the value of fatal risk equals at least \$1 million.

To apply this method in a legal dispute, the court should consider those situations in which risk is "reasonable" and well-known. In those circumstances, there will be some value  $p$  for the probability of a fatal accident, and some value  $B$  for the burden of precaution. Efficiency requires taking additional precaution until the burden equals the change in probability  $p$  multiplied by the loss  $L$ , or  $B = pL$ . (Notice that this is the Hand rule.) Thus, the court would compute the value of fatal risk by solving the equation for  $L$ , yielding  $L = B/p$ .

Notice that his method uses the Hand rule in an unusual way. In the usual way, the court uses the Hand rule to determine whether the injurer's precaution satisfied



the legal standard. In its unusual use, the decision-maker uses the accepted legal standard of care that an individual violated to determine his liability.

We have described two distinct methods for computing compensatory damages: the indifference method and Hand rule damages. The first method is appropriate for market goods—that is, for losses for which there is a market substitute; the second method is appropriate when there are legal and moral barriers to such markets. Only when the indifference method is appropriate can damages be perfectly compensatory. However, both methods, when applied without error, provide incentives for an efficient level of precaution by potential injurers.

Empirical evidence suggests that Hand rule damages are several times higher than the U.S. average for damages that courts award in automobile accident cases involving loss of life.<sup>27</sup> For example, the National Highway Traffic Safety Administration (NHTSA) often values a traffic fatality at \$2.5 million. Implementing Hand rule damages would, consequently, cause a significant increase in damage awards and insurance costs for some important kinds of accidents. Hand rule damages would also tend to smooth large differences in damages in individualized cases.<sup>28</sup> Besides bringing coherence to legal doctrine, implementing Hand rule damages would provide incentives for more rational safety expenditures and create a safer world.

The same accident results in larger damages in the United States than in Germany, and larger damages in Germany than in Japan. Damages cannot be different in similar countries for identical accidents and also be optimal in each country. Substantial reform seems required somewhere. Our view is that substantial reform is required everywhere. Creating a safer society by improving incentives for precaution begins by using economics to think straight about the problem. Hand Rule Damages suggest that damages for personal injuries are mostly too low to deter injurers, even in the United States. This is especially true for automobile accidents and other harms caused by ordinary people, as opposed to harms caused by corporations or governments, where damages are higher. A substantial increase in damages for personal injuries involving automobiles would increase insurance rates, which would reduce the amount of driving and make drivers more cautious. The lack of systematic calculation for damages in personal injury cases in the United States also means that damages vary randomly, which causes liability disparity. Liability disparity is even greater when corporate defendants are held liable for punitive damages, which is our next subject.

**QUESTION 9.9:** Victim V works at a job where he might be exposed accidentally to a chemical that increases the probability from .01 to .02

<sup>27</sup> See Robert Cooter, “Hand Rule Damages,” Conference Entitled “Theories of Compensation,” Institute for Law and Philosophy, University of San Diego Law School, February 28, 2003.

<sup>28</sup> It is interesting to note that one of the first recorded legal codes, the Code of Hammurabi, stipulates the same amount of damages for the wrongful death of a free man or woman, whereas the individualized system in the United States awards higher damages on average for the wrongful death of a man than a woman.



of dying from lung cancer in 20 years. V would pay \$15,000 to avoid exposure to this risk, or he would accept \$15,000 to expose himself to this risk. No matter how hard he tries, V cannot imagine any sum of money that he would accept in exchange for certain death by lung cancer. V's employer accidentally exposes him to the chemical. The risk materializes after 20 years, and V dies abruptly from lung cancer. How much are Hand rule damages for V's heirs? After exposure and before dying, V spent \$1000 to move to another neighborhood with better air quality. Should \$1000 be added to Hand rule damages, or is it already implicitly included?

#### WEB NOTE 9.5



There is extensive literature on how regulators and other legal decision-makers should place a value on a lost life—referred to as the “value of a statistical life” or VSL. We review that literature, with examples, on our website.

## B. Punitive Damages

In 1984 Getty Oil allegedly agreed to sell itself to Pennzoil, but the Texaco oil company encroached on the deal and bought Getty. In a lawsuit a Texas jury awarded \$7.53 billion in compensatory damages to Pennzoil and \$3 billion in punitive damages. (In the end, the plaintiff settled out of court because the full judgment would have bankrupted the defendant.) Commentators on the case do not agree as to whether the defendant actually committed the wrong, which is unusual and has the name “tortious inducement to breach a contract.” In any case, the award of punitive damages of \$3 billion, which broke previous records, was unforeseeable. Earlier we mentioned the problem of *liability disparity* that arises when like cases result in different judgments. Punitive damages are a significant source of liability disparity. They cause much uncertainty and fear among corporate and government defendants. We will analyze punitive damages in the hope of understanding them better and seeing how to improve them.



### “FORTUNATELY FOR MY CLIENT, THE VICTIM DIED.”

Would you rather be dead or crippled? In most tortious accidents, victims and their families prefer the person alive and crippled rather than dead. It is, consequently, worse to cause someone's death in a tortious accident than to cause him or her to be crippled.



Yet, the death of the victim can be fortunate for the injurer, because the damages awarded by courts are often greater when the victim of a tortious accident is crippled than they are when he or she dies. Someone who is injured severely but has a relatively long life still ahead will require extraordinary compensation. The income that the victim can no longer enjoy must be replaced, and the fact that he or she may require constant, expensive medical attention every day must be taken into account in the assessment of damages.

By contrast, if the victim is killed, the family (or other dependents) will receive only what they would have received from the victim if he or she had been alive. Thus, if the decedent would have made \$100,000 per year for the next 20 years and would have given his or her dependents two-thirds of that income each year, then the dependents are entitled to receive the two-thirds of \$100,000 for 20 years, discounted to present value.

Punitive damages are, by definition, damages given to the plaintiff as a way of punishing the defendant. We must begin our economic analysis of punitive damages by answering two questions:

1. Under what conditions might punitive damages be awarded?
2. How is the amount of punitive damages computed?

In most states there is a statute describing the conditions under which punitive damages may be awarded. These are usually attempts to state the common law practices actually followed by the courts. According to the usual formulation, punitive damages can be awarded when the defendant's behavior is malicious, oppressive, gross, willful and wanton, or fraudulent.<sup>29</sup> These statutes merely provide guidelines for awarding punitive damages. Because the guidelines have not been formulated into exact rules, there is much uncertainty about when punitive damages can be awarded. Studies in cognitive psychology demonstrate conclusively that people can order acts consistently according to how bad they are, but people cannot attach consistent numbers to the appropriate level of punishment.<sup>30</sup> Because moral orderings do not map consistently into dollar sanctions, the law must devise rules for computing dollar sanctions to avoid arbitrary disparity in the treatment of people.

There is much uncertainty concerning how to compute punitive damages under current laws. Statutes typically contain no specific instructions for computing punitive damages. Punitive damages are supposed to bear a reasonable relation-

<sup>29</sup>The following is the section on "Exemplary Damages" (which is another name for punitive damages) from the CALIFORNIA CIVIL CODE, §3294:

"For Oppression, Fraud or Malice.

(a) In an action for the breach of an obligation not arising from contract, where the defendant has been guilty of oppression, fraud, or malice, the plaintiff, in addition to the actual damages, may recover damages for the sake of the example and by way of punishing the defendant."

(b) That is not much detail to govern actions on which millions of dollars turn. Notice that nothing is said about how to compute punitive damages.

<sup>30</sup>Daniel Kahneman, Cass Sunstein, et al., *Assessing Punitive Damages*, 107 YALE L. J. 2071 (1998).





## ORGANIZATIONS AS VICTIMS

Economists routinely impute utility functions to individual consumers and workers. But what if the victim seeking compensation is an organization, such as a partnership, a corporation, a government, or a club? Like individuals, organizations can be regarded as decision makers, and their choices can be regarded as revealing organizational preferences. Like those of an individual, the preferences of a rational organization can usually be represented by a well-ordered utility function. So the question arises, “Can the utility analysis of the idea of compensation be extended to organizations?”

In applied welfare economics, benefits or harms to institutions are traced to individuals, at least in principle. For example, the loss in profits suffered by a business is traced back to a loss in income to the business’s owners. A common practice is to assume a one-to-one relationship between the loss in profits to the organization and the loss in income to individual owners, and to assume that the owners are interested in the business only for the sake of profits. Under these assumptions, the company’s profits “stand in” for the utility of affected persons. Because the changes in profits to the business equal changes in income to its owners, compensating the organization is equivalent to compensating its owners.

In the case of business firms, the conventional assumption in economics is that they maximize profits. Thus, when a utility function is imputed to a business, it has a simple form: profits are the only thing that the business cares about. For a business, the fall from a higher indifference curve to a lower indifference curve corresponds to a fall in profits that can be compensated for, when the fall results from another’s wrongdoing, through an award of damages to the business equal to the lost profits.

In general, when there is a one-to-one relationship between the loss as measured by the institution’s preferences and the losses to individuals, the institutional preferences can be used as a surrogate for the welfare of affected individuals. However, the extension of the utility analysis of compensation to organizations that are not profit-seeking, such as governments, clubs, and non-profit corporations, is problematic because there is less agreement about the behavioral theories used in describing them. In the absence of an accepted behavioral theory, there cannot be agreement about how to trace the consequences of harm suffered by these organizations back to its effects on the welfare of individuals.

ship to compensatory damages and to the ability of the defendant to pay, but the courts have not specified what “reasonable” or “ability to pay” mean in this context. It is uncertain, for example, whether punitive damages may be only double the amount of compensatory damages or up to 1000 times compensatory damages. In a recent case, described in Web Note 9.7, the United States Supreme Court held that punitive damages that are a double-digit multiple of compensatory damages will attract close scrutiny as possibly being unconstitutionally excessive. Judges apparently have an idea of how much is enough, and jury awards have often been reduced by judges, but there are no rules regarding the computation of punitive damages.<sup>31</sup> There is a compelling need in torts for a more coherent

<sup>31</sup> See *State Farm Mutual Automobile Ins. Co. v. Campbell*, 123 S. Ct. 1513 (2003).



account of punitive damages, and economic analysis can provide guidelines for the development of this account.

To begin the economic analysis of punitive damages, let us supply some numbers to the situation described in Example 3 of the preceding chapter.

**FACTS:** A manufacturer of a fuel additive for automobile engines is keeping a careful eye on costs. He can set quality control at a high or a low level. High-level quality control costs \$9000 per year and guarantees that the fuel additive is pure and never causes damage to automobile engines. Low-level quality control is costless (thus saving \$9000) but results in some batches of the fuel additive's being flawed. A few of the cars using the flawed batch will be harmed; specifically, the expected damage to cars is \$10,000 per year (\$1000 in expected damages to each of 10 cars).

From an economic viewpoint, efficiency requires the manufacturer to make the quality-control expenditures because the company can expect to save consumers \$10,000 per year by spending \$9000 per year on quality control.

Will making the manufacturer strictly liable for compensatory damages produce this result? The answer is "yes" if the tort liability system is perfect, but "no" if it is imperfect. Suppose that the tort liability system is perfect in the sense that disputes between the manufacturer and consumers can be resolved costlessly and without error, and damages are perfectly compensatory. With a perfect tort liability system and a rule of strict liability, every car owner harmed by the product will recover from the manufacturer without having to spend anything to resolve the dispute. The manufacturer thus faces \$10,000 in expected liability if he does not take precautions costing \$9000. A rational manufacturer maximizes profits net of expected tort liability, so our manufacturer will set quality control at the high level.

But suppose we make the more realistic assumption that the tort liability system works imperfectly. Specifically, let us suppose that for every two consumers whose cars suffer damage, only one actually brings suit and recovers. The other consumer does not sue because she does not know that the fuel additive caused the harm, or she knows and cannot prove it. Call the ratio of compensated victims to total victims, which is  $1/2$  in this example, the "enforcement error." Given an enforcement error of  $1/2$  and assuming the successful plaintiff only receives compensatory damages, the manufacturer's expected liability will be \$5000 if he adopts the low level of quality control. He can, however, save \$9000 by reducing his quality control from high to low. So, enforcement error in this example creates a situation in which a profit-maximizing manufacturer, whose expected liability is limited to compensatory damages, will choose low-level quality control, which is inefficient.

The efficiency loss due to enforcement error can be offset by augmenting compensatory damages with punitive damages. Suppose, as above, that the actual damages are \$1000 per car but that the court doubles this compensatory amount so that total damages are \$2000 per car. If we call the amount in excess of compensation "punitive damages," then the punitive damages are \$1000 per car.



We might also refer to the multiplicative factor by which we adjusted the compensatory damages in order to offset the enforcement error as the “punitive multiple.” In our example, a punitive multiple of two exactly offsets the enforcement error of  $1/2$  and restores the manufacturer’s liability to the level that would have prevailed under perfect enforcement.<sup>32</sup>

We can state this method of computing punitive damages more abstractly by using some notation. Without punitive damages, decision-maker’s liability  $L$  is limited to compensatory damages,  $A$ , which are imposed with enforcement error  $e$  in the event of an accident. Thus

$$L = Ae.$$

To offset the error, impose the punitive multiple  $m$ , so that liability is given by the equation

$$L = Aem.$$

By mathematical definition, the “reciprocal” of any value  $x$  equals  $1/x$ . Set the punitive multiple equal to the reciprocal of the enforcement error:  $m = 1/e$ . Thus, the punitive multiple exactly offsets the enforcement error, and the decision-maker’s liability reduces to  $L = A$ .

The law might adopt as a rule that, when punitive damages are awarded, the punitive multiple should equal the inverse of the enforcement error. If such a rule were written into the law, either by statute or by judges, juries would have some guidance in setting the punitive multiple. For example, if there were proof that an injurer had failed to take the appropriate amount of care, because she suspected that only a fraction of those injured would bring an action against her, the court could impose punitive damages in an amount determined by application of a punitive multiple equal to the inverse of the enforcement error.<sup>33</sup>

#### WEB NOTE 9.6



In addition to the Kahneman, Sunstein, *et al.* piece cited in footnote 30 above, there has been much additional interesting literature on the economics of punitive damages, including an important article by Polinsky and Shavell. We review that literature on our website.

<sup>32</sup> Implicit in this argument is the assumption that the rate at which consumers successfully bring suit against the manufacturer does not change when punitive damages are added to compensatory damages. This is a strong and unrealistic assumption. When damage awards are high, victims and their attorneys have stronger incentives to bring action against those who have injured them. This then causes a second-round effect, in that, as the number of actions increases, the enforcement error falls, and therefore the punitive multiple should fall. It is an open question whether the existence of a punitive multiple can increase the number of actions just enough to correct for the inefficiency caused by enforcement error or whether it leads to overenforcement.

<sup>33</sup> A recent opinion by the United States Supreme Court—*Philip Morris v. Williams* (2007)—seems to suggest that the instrumental use of punitive damages that we suggest in this section may be unconstitutional. See Web Note 9.7.



**WEB NOTE 9.7**

The United States Supreme Court has handed down several important recent decisions on the constitutionality of punitive damages. We describe these holdings and relate them to the material of this section on our website.

---

**WEB NOTE 9.8**

Damages for pain and suffering present difficult valuation problems. California in 1975 limited payouts for pain and suffering in malpractice suits to \$250,000, and many other states adopted similar limitations in the 1980s and 1990s. We review the literature on pain-and-suffering damages on our website.

---

### III. AN EMPIRICAL ASSESSMENT OF THE U.S. TORT LIABILITY SYSTEM

How well does the tort liability system achieve its economic goal of minimizing the social costs of accidents? Many people—including some legislators and other leading decision makers—believe that the U.S. tort liability system is chaotic, unfair, and inefficient. Their evidence is largely anecdotal, not systematic, but those anecdotes are striking. For example, many people are aware that in the mid-1990s a woman who was scalded when she spilled coffee from a drive-through window at McDonald's recovered \$640,000 in compensatory damages and \$2.9 million in punitive damages for her injuries.<sup>34</sup> And many municipalities are said to have removed play structures and swing sets from their public parks and dividing boards from the public swimming pools because of the fear of liability. Congress and many state legislatures consider numerous tort reform bills each year, all motivated by a desire to reduce high liability insurance costs (triggered, it is said, by adverse liability judgments).

Anecdotes are not the basis for assessing something as complex as the U.S. tort liability system. Such an assessment requires quantitative empirical evidence, which is quickly improving but still remains at an early stage of development. We will review the evidence and show that the U.S. tort liability system performs better than its harshest critics claim. We begin with some descriptive number and then

---

<sup>34</sup>See *Libeck v. McDonald's Restaurants, P.T.S., Inc.*, No. D-202 CV-93-02419, 1995 WL 360309 (Bernalillo County, N.M. Dist. Ct. Aug. 18, 1994).



briefly consider the empirical literature on products liability, medical malpractice, and mass torts.<sup>35</sup>

### A. Some General Facts About the U.S. Tort Liability System

Over the past 150 years the most numerous controversies in federal and state courts arose under contract law. However, some time in the mid-1990s tort cases became the most common form of adjudicated controversy.

In the United States, tort law, like contract and property law, is largely state law. And as we have indicated at several points in the text, there are some significant differences among the states in these substantive areas of law. In one of the most recent assessments of the civil justice system there were, in 1994, slightly more than 41,000 tort cases resolved in federal district courts (some of which were in federal court on the ground of diversity but were resolved by the federal court by the application of state law). During the same time period there were more than 378,000 tort cases resolved by state courts in the largest 75 counties in the United States.

Of these state and federal tort cases, 94 percent involve an individual plaintiff. This is in clear contrast to contract cases, where a significant fraction involve multiple plaintiffs.

Slightly more than 60 percent of the tort cases in the 75 largest counties in the United States deal with accidents involving automobiles. The next most common type of tort dispute (accounting in 1992 for just over 17 percent of all tort cases) is that arising from “premises liability” for, say, slips and falls or other injuries at residences, governmental offices, or commercial establishments. The third most common form of tort case is medical malpractice, accounting for just under 5 percent of all torts. And the fourth is products liability, accounting for 3.4 percent of the total.<sup>36</sup>

Critics of the tort liability system in the United States contend that juries award punitive damages too often and too liberally and that judges do little to restrain these punitive awards. However, punitive damages are extremely rare. In all product-liability cases between 1965 and 1990 there were only 353 punitive awards, and those averaged \$625,000 (in 1990 dollars). Appellate panels reduced many of these punitive awards so that, after appeal, the average fell to \$135,000. More than 25 percent of those 353 awards involved asbestos. Over the entire period there was an average of 11 punitive-damages awards per year in product-liability cases in all state and federal courts. A careful study of punitive damages in product-liability cases found that at the trial level the ratio of punitive to

<sup>35</sup> We have relied on Daniel Kessler & Daniel Rubinfeld, “Empirical Study of the Civil Justice System,” in A. MITCHELL POLINSKY & STEVEN SHAVELL, EDS., *HANDBOOK OF LAW AND ECONOMICS*, v. 1 (2007). Also see our website for some additional material on the empirical assessment of the tort liability system.

<sup>36</sup> We will see in the next chapter that there is evidence to suggest that the total number of trials of all kinds has been declining in the United States. We will also consider some additional facts about litigation, such as the success rate of plaintiffs in different kinds of actions. To the extent that there is specific information about success in torts cases, we will describe it in the next two sections of this chapter.



compensatory damages was 1.2 to 1; in more than one-third of the cases in which punitives were awarded, compensatory damages were larger than the punitives.<sup>37</sup> More than half the states prohibit or cap punitive damages or raise the evidence standard that must be met before they can be awarded.<sup>38</sup> Recall that the usual standard in civil actions is “preponderance of the evidence,” which is generally taken to mean 51 percent believability. The “clear and convincing” evidence standard is more demanding, but not as demanding as the criminal law’s standard of “beyond a reasonable doubt.”

The theme of much of the empirical literature is that the tort liability system (perhaps in conjunction with the administrative agency regulatory system) works reasonably well at deterring accidents. In most situations in which accidents might happen, the recent trend in the United States has been toward fewer and less severe accidents. For instance, the number of motor vehicle deaths and injuries peaked around 1970 and has declined ever since. The death and injury *rate* per capita has shown a dramatic drop.

#### WEB NOTE 9.9



A central issue for the economic analysis of tort law is the extent to which exposure to tort liability induces parties to behave in an efficient manner. In the last few years there has been an outpouring of scholarship designed to explore this matter with careful empirical studies. We review this literature on our website.

## B. Medical Malpractice

Even though disputes about iatrogenic injuries (those arising in the course of health care delivery) are a relatively minor portion of all tort cases (accounting for about 5 percent of the total), there has been a great deal of concern about medical malpractice litigation. And with some justification. The Institute of Medicine reported in 2000 that medical errors are the “leading cause of accidental death in the United States.”<sup>39</sup> Exact figures are hard to pin down, but estimates made in 1997 range from 44,000 to almost 100,000 deaths per year. “Medication errors alone account for approximately 7000 deaths per year, exceeding the number of deaths due to workplace injuries.”<sup>40</sup> A comprehensive study of hospital admissions in

<sup>37</sup> Michael Rustad, *Demystifying Punitive Damages in Products Liability Cases: A Survey of a Quarter Century of Verdicts*, The Roscoe Pound Foundation (1991).

<sup>38</sup> Twelve states require a “clear and convincing” evidence standard for punitive damages but do not limit the amount. Another twelve states cap the amount of damages and require the “clear and convincing evidence” standard. Seven states require a portion of the punitive award to be paid to the state. Four states prohibit punitive-damages awards.

<sup>39</sup> JANET CORRIGAN, LINDA T. KOHN, & MOLLA S. DAVIDSON, *TO ERR IS HUMAN: BUILDING A SAFER HEALTH SYSTEM* (2000).

<sup>40</sup> See Daniel Kessler in the Winter, 2000, edition of the *NBER Reporter*, available at <http://www.nber.org/reporter/winter00/kessler.html>.



New York State during 1 year in the 1980s found that 1 percent of admissions involved serious injury due to negligent care.<sup>41</sup>

The most careful studies of medical malpractice litigation indicate that the “number of malpractice claims per physician and the award paid per claim increased rapidly in the United States from the 1960s to the 1980s. Claim frequency increased at more than 10 percent per year, reaching a peak of 17 claims per 100 physicians in 1980s. Awards paid per claim increased at roughly twice the rate of inflation.”<sup>42</sup> There is some evidence to suggest that in at least some jurisdictions the rate of increase of both claims against physicians and award levels ceased or slowed significantly in the 1990s, perhaps as a result of statutory reform, which we will discuss at the end of this section.

The tort liability system should provide an incentive for physicians and other health care professionals to take precautions against injuries. Are the incentives currently provided by the system deficient, efficient, or excessive? With current evidence, we can only speculate. Physicians have monetary incentives to be careful when they bear the cost of the accidents that they cause. Liability insurance transfers the cost of accidents caused by physicians to the insurer. The insurance rates paid by individual physicians respond only weakly to the history of tort claims against them, so physicians may bear only a fraction of the costs of patient injury.<sup>43</sup> Furthermore, a study of New York State hospital patients by Weiler found that only about 10 percent of those who were injured—even seriously—filed a complaint against their health care provider. These facts suggest that monetary incentives for care by physicians are deficient.

Evidence about “defensive medicine” can be interpreted as implying the opposite conclusion. This phrase refers to procedures and treatments motivated by reducing liability more than by medical needs. Thus, doctors and hospitals take too much care in the hope of forestalling injury or demonstrating in later litigation that they did “everything possible” to prevent harm. Patients have little reason to resist unnecessary procedures that do no harm so long as insurance companies pay the bill. In 2005, U.S. health care spending was 16 percent of gross domestic product, or \$6697 per person.<sup>44</sup> Plausible estimates suggest that defensive medicine accounts for approximately 5 percent of total health care costs. If these figures are right order of magnitude, then defensive medicine costs each American around \$300 per year.

Societal concerns about the cost and availability of health care and the possible link between medical malpractice and those concerns have motivated many

<sup>41</sup> See PAUL C. WEILER, HOWARD HIATT, JOSEPH P. NEWHOUSE, WILLIAM G. JOHNSON, TROYEN A. BRENNAN, & LUCIAN L. LEAPE, *A MEASURE OF MALPRACTICE: MEDICAL INJURY, MALPRACTICE LITIGATION, AND PATIENT COMPENSATION* (1993).

<sup>42</sup> Patricia Danzon, “Liability for Medical Malpractice,” in A.J. CULYER & JOSEPH P. NEWHOUSE, EDS., *HANDBOOK OF HEALTH ECONOMICS*, v. 1B (2000).

<sup>43</sup> See Frank Sloan, *Experience Rating: Does It Make Sense for Medical Malpractice Insurance?*, 80 AM. ECON. REV. 128 (1990).

<sup>44</sup> Aaron Catlin, Cathy Cowan, Stephen Heffler, & Benjamin Washington, (the National Health Expenditure Accounts Team), “National Health Spending in 2005: The Slowdown Continues,” 26 HEALTH AFFAIRS, 142 (2007).



states to reform their medical malpractice systems.<sup>45</sup> Those reforms have taken two particular forms—limitations on the total amount and kind of damages available in medical malpractice actions and abrogation of the collateral source rule in medical malpractice.

These reforms may sometimes have perverse results. In the mid-1980s, Indiana capped medical-malpractice awards at a maximum of \$500,000 for all damages and instituted a professionally administered patient-compensation fund to decide all losses above \$100,000. The unexpected result was that malpractice awards in Indiana became one-third higher than those in Michigan and Ohio, which had kept the traditional method of compensation. Perhaps the reason for the Indiana result was that the professional administrators were better able than lay jurors to calculate damages and, therefore, came closer to the “true,” higher losses of the victims.

The intended effect of the limitation on damages for medical malpractice is, we hope, obvious. Some states limited the total amount that could be recovered in any tort action, while others capped non-economic damages, such as those on pain and suffering. Some state supreme courts, such as that in Illinois, have struck down those limitations. But most caps have survived litigation and attempts at legislative reform.<sup>46</sup>

In an earlier discussion of insurance, we explained that an accident victim’s compensation from an insurance company does not reduce the tort damages owed by the injurer. Suppose that the plaintiff seeks \$100,000 in damages from the defendant-injurer and has already been paid \$80,000 from her insurer for her injuries. According to the legal principle called the “collateral source rule,” the plaintiff does not have to reduce the amount she seeks from the defendant—to, say, \$20,000—by deducting the collateral benefits. Some states changed this rule, mandating deduction of collateral benefits for injuries received in the course of health care delivery. The thought was that the collateral source rule created an incentive for plaintiffs to litigate on the theory that they could recover more than

<sup>45</sup> Health care costs in the United States account for almost 15 percent of the \$13 trillion Gross Domestic Product, and in late 2006 there were approximately 45 million uninsured people (of a total population slightly greater than 300 million), two-thirds of whom are low income.

<sup>46</sup> At least one state, Florida, sought to reduce malpractice litigation by abrogating the American rule in favor of the English rule for attorney’s fees in some malpractice actions. (The American rule, which we will discuss in the next chapter, calls for each party to pay its own attorney’s fees. The English rule calls for the losing party to pay not only for its attorney but also for the winning party’s attorney.) The thought was there would be less incentive to bring a speculative cause of action under the English rule. Florida abandoned the experiment after only 5 years, 1980–1985. See James W. Hughes & Edward A. Snyder, *Litigation and Settlement under the English and American Rules: Theory and Evidence*, 38 J. LAW & ECON. 225 (1995) (which found that plaintiff success rates, average jury awards, and the size of out-of-court settlements all increased under the English rule, perhaps because the average quality of those claims brought forward increased under the English rule), and A. Mitchell Polinsky & Daniel Rubinfeld, *Does the English Rule Discourage Low-Probability-of-Prevailing Plaintiffs?*, 32 J. LEGAL STUD. 517 (1998) (which argues that, taking the settlement process into account, the English rule encourages *more* litigation by low-probability-of-prevailing plaintiffs).



their actual losses. So, removing the rule would, all other things equal, reduce the incentive to bring medical malpractice complaints.

Both types of reform seek to reduce health care costs by reducing medical malpractice awards. Were the reforms responsible for the slowdown in the number of malpractice actions in the 1990s and the cessation in the rate of increase of the average malpractice award? Or were there other factors—such as an increase in the technology of treatment and levels of precaution—that explain these effects? The evidence is still not clear. There is some evidence to suggest that reforms in the 1980s reduced defensive medicine expenditures by 5 to 9 percent and that the supply of physicians was about 12 percent greater in those states with caps on non-economic damages, by comparison to the supply in states without those caps.<sup>47</sup> But other evidence suggests that the medical malpractice problems observable in the United States are not specific to the structure of the U.S. civil justice system but are happening worldwide, perhaps because the great advances in medical technology have made a much wider range—a perhaps a *riskier* range—of medical interventions possible.

### C. Products Liability

Thirty years ago products liability was a minor part of tort law, but recently it has become a large and important specialty and the focus of much of the public dissatisfaction with the entire tort liability system. In some instances, insurers have decided that the products liability area is so uncertain that they have withdrawn from the market entirely. Some of the manufacturers and others who have been left without insurance coverage have decided to stop making their products. A recent survey of chief executive officers by the Conference Board (a business interest group) found that liability concerns caused 47 percent of those surveyed to drop one or more product lines, 25 percent to stop some research and development, and 39 percent to cancel plans for a new product.

**1. The Efficient Liability Standard for Product-related Accidents** The liability standard in product-related accidents is called “strict products liability.”<sup>48</sup> For a defendant-manufacturer to be held liable under this standard, the product must be determined to be defective. A defect can take three forms:

1. **a defect in design**, as would be the case if the design of automobile gas tanks made them liable to rupture and explode (see our website for more information);
2. **a defect in manufacture**, as would be the case if a bolt were left out of a lawn mower during its assembly, causing a piece of the mower to fly off and injure a user; and

<sup>47</sup> See Kessler & Rubinfeld, *supra* n. 35, for citations.

<sup>48</sup> RESTATEMENT (SECOND) OF TORTS (1965), §402A, published by the American Law Institute, lays out this standard.



3. **a defect in warning**, as when the manufacturer fails to warn consumers of dangers in the use of the product.

What liability standard would economic theory recommend for product-related accidents? Recall that our discussion of negligence and strict liability focused on whether precaution for reducing the likelihood and severity of the accident is unilateral or bilateral. If it is bilateral (*i.e.*, if both parties can take precautionary action to reduce the probability and severity of an accident), then a form of the negligence rule is the appropriate standard. If precaution is unilateral (*i.e.*, if only the injurer can be looked to for actions to reduce the probability and severity of an accident), then strict liability is the appropriate liability standard. Using this economic analysis, which standard would modern products-liability law apply?

The more efficient standard would seem to be strict liability because in most instances of product-related harms precaution lies unilaterally with the manufacturers. It is they who are in control of the design of the products and of the manufacturing process and who are most likely to be aware of any special dangers that their products present and, therefore, can most efficiently convey information about those dangers through warnings.

However, on further reflection, one finds elements of *bilateral* precaution in the product-accident situation. *Users* can also take precautions to reduce the probability and severity of accidents. For example, they can pay heed to the warnings and use the products only for their intended uses. There are stories about some consumers picking up their gasoline- or electric-powered lawn mowers and turning them sideways in order to trim their hedges, and being injured as a result. No manufacturer intends a lawn mower to be used in that fashion.

Products-liability law can steer a middle course between the view that precaution is unilateral (and, therefore, that strict liability is the appropriate standard) and the view that precaution is bilateral (and, therefore, that negligence is the appropriate standard). It can do so by holding defendant-manufacturers strictly liable for defective design, manufacture, or warning but allowing them to escape liability if the victim voluntarily assumed the risk of injury or misused the product. These defenses encourage the efficient allocation of risk of loss from product-related injuries between the consumer and manufacturer.

If the lawn mower manufacturer could not exclude liability for consumer misuse or for voluntarily assumed risk, it would be forced to insure each of its consumers. To cover the cost of this insurance policy, the manufacturer would have to raise the product price. The difficulty with this result is that *all* consumers must pay the higher price, not just those who are careless. Consumers who are careful would prefer to pay a lower price for the product and to purchase insurance against loss elsewhere.

The conclusion we draw is that strict liability with the defenses of assumption of the risk and product misuse is an efficient standard for minimizing the social costs of product-related injuries. The absence of these defenses compels manufacturers to offer insurance with their product, probably an inefficient outcome.

**QUESTION 9.10:** Some scholars discern a trend in modern products-liability law toward absolute liability or what is sometimes called



“enterprise liability.” Under that theory, manufacturers would be held liable for almost every injury resulting from the use of their outputs. Give an economic analysis of that liability standard for product-related harms.

**2. Reforming Products Liability** Since the early 1980s in the United States there has been a powerful political interest in reforming products-liability law both at the federal and state level. But until very recently no reform occurred.

Manufacturers have long argued for reform at the federal level for two reasons. First, they contend that a uniform federal products-liability law would save costs, with consequent savings to consumers. Secondly, many manufacturers believe that the products-liability law that has become the norm in the states is seriously flawed. Specifically, they believe that plaintiffs win too easily, and that juries are overly generous to successful plaintiffs (as evidenced, they believe, by the example of the award against McDonald’s for a hot coffee spill). The argument that the manufacturers make is that these inefficiencies could be corrected by Congress’ enacting a sensible uniform federal products-liability law. Although reform measures have been introduced in Congress for many years, they have never been passed by both houses.

At the state level, there was a spate of reforms in the mid-1980s and a second round in the mid-1990s. State reform has typically been limited to putting a cap or upper limit on the amount and kind of damages that victims can recover. Sometimes the states place this cap only on what is perceived to be the offending element in damage awards, such as pain-and-suffering or punitive damages. For example, Illinois’ 1995 Civil Justice Reform Act put a cap on non-economic damages of \$500,000 and limited punitive damages to three times compensatory damages.<sup>49</sup>

We should note, in light of the material at the beginning of this chapter, that federal regulatory agencies do a significant job of promoting product safety. For example, the Consumer Product Safety Commission, the National Highway Transportation Safety Administration, the Occupational Health and Safety Administration, the Federal Aviation Administration, the Food and Drug Administration, and the Environmental Protection Agency issue and enforce product safety regulations for a wide variety of products.<sup>50</sup> An important issue is whether this joint system of *ex ante* safety regulation and *ex post* liability exposure achieves the socially optimal amount of care. Or does it do too little or too much?

As was the case with medical malpractice, the effects are unclear. The empirical literature on the effects of products liability, regulations, and the reforms instituted in the 1980s and 1990s is still young and has not yet reached a consensus. There is some evidence to suggest that the reforms eased the liability pressure on manufacturers, and thereby caused liability insurance premiums to stop their long pattern of increase.

<sup>49</sup> The Illinois Supreme Court found this act to be unconstitutional in 1997.

<sup>50</sup> See CONGRESSIONAL BUDGET OFFICE, *THE ECONOMICS OF U.S. TORT LIABILITY: A PRIMER* (2003), available at <http://www.cbo.gov/showdoc.cfm?index=4641&sequence=0>. Recall, too, that in Web Note 9.2 we described the story of liability for harms arising from cigarette use.



**QUESTION 9.11:** Analyze caps and limitations on litigation awards using the analysis of rent control in Chapter 2.

**QUESTION 9.12:** Use the graphical analysis of liability of the previous chapter to show the effect on the precautionary decisions of a potential injurer when the amount of compensatory damages that a victim may receive is capped.

**QUESTION 9.13:** Suppose that any punitive damages awarded to the plaintiff were to be paid, not to the plaintiff, but rather to, say, a charity designated by the plaintiff. How might plaintiffs' incentives to seek punitive damages be affected by such a scheme? How might the jury's disposition to award punitive damages be affected?

Notwithstanding specific problems, there are other indications that the system is working reasonably well. Products-liability actions in the United States increased in the mid- and late 1980s, but the vast majority of those cases involved asbestos. If we exclude asbestos claims, the number of products-liability cases in the federal courts between 1985 and 1991 *decreased* by 40 percent. Another interesting recent change regards plaintiff success rates. Between 1981 and 1987 the defendant won 51 percent of the verdicts in products-liability cases. Between 1988 and 1994 defendants won 64 percent of the cases. Finally, products-liability insurance costs amount to one-quarter of one cent for each dollar of product purchase price—an insignificantly small amount.<sup>51</sup>

## D. Mass Torts

A “mass tort” is not a formal legal term but rather a term used to describe a situation in which a large number of tort claims arise from a single incident or use of the same product.<sup>52</sup> An example might be the Bhopal disaster in 1984 in India in which a cloud of a highly toxic chemical escaped from the Union Carbide plant there and killed between 15,000 and 20,000 people and injured thousands more. Dealing with an incident of this sort may overwhelm the normal institutions and practices of the tort liability system. As a result, the law has increasingly tried to deal with the problems of mass torts through novel arrangements.

Consider the problems arising from asbestos. Asbestos has remarkable fire-retardant properties, which made it a valuable construction material. It was used extensively in the United States from the 1930s through 1979, when use virtually ceased. The cessation occurred because it became increasingly obvious that asbestos could be extremely dangerous to one's health, including killing some of

<sup>51</sup> See James A. Henderson & Theodore Eisenberg, *The Quiet Revolution in Products Liability: An Empirical Study of Legal Change*, 37 UCLA L. REV. 479 (1990). The figures cited in this study are for actions filed in federal courts. Most tort actions are filed in state courts, but the authors feel that the federal statistics also reflect trends in state courts.

<sup>52</sup> Mass torts are related to but distinct from class actions, which may be an administratively tractable method of dealing with mass torts. We will discuss the economics of class actions in the next chapter.



those who inhaled asbestos fibers. Inhaling asbestos causes cancer, but the gap in time between exposure to asbestos and the appearance of cancer can be 20 years. During the 50 years of asbestos use and the decade or so during which removal of asbestos was a common practice (before being suspended as causing more harm than good), more than 25 million U.S. workers were exposed to ambient asbestos fibers and could, therefore, contract a debilitating disease or die. It is estimated that more than 225,000 premature deaths occurred between 1985 and 2000 because of exposure to asbestos fibers. And estimates are that an additional 10,000 people will die each year for the next decade or more because of exposure to asbestos. Much larger numbers of people have been injured but not killed by exposure to the fiber.

Naturally, when these health risks became widely known, a large number of claimants stepped forward to seek compensation from the asbestos manufacturers and others. Indeed, by the year 2000, 600,000 claimants had come forward to proceed against 6000 defendants representing 75 out of 83 possible industries (suggesting that this problem touches almost every branch of the U.S. economy). Several important firms have filed for bankruptcy because of earlier or reasonably anticipated adverse judgments involving asbestos.

A large number—perhaps a majority of claimants—may never develop an asbestos-related disease, even though they may have x-rays today that are consistent with the early stages of disease. This uncertainty makes the claimants extremely uneasy but also creates an incentive for the defendants to contest liability (and to delay settlement as long as possible in the hope that asbestos-related diseases will never become manifest). Every jurisdiction in the United States has a statute of limitations that requires all those who seek compensation to come forward within a relatively short time to assert their claim against others.<sup>53</sup> Failing to do so may cause the victim's cause of action to lapse. In light of these statutes, claimants who think that they may develop an asbestos-related disease come forward as soon as they can.

Dealing with this litigation has been extremely expensive. One estimate suggests that more than \$50 billion has been spent on asbestos litigation. More than half of that amount has, it is alleged, gone to pay for transaction costs, rather than redounding to the benefit of victims. There are plausible estimates that future litigation costs could total more than \$250 billion.

To deal with mass torts, the courts and legislatures have been willing to entertain novel practices. One reason for these novelties is a fear that relying upon standard tools of tort liability might lead to injustices. The slow development of asbestos-related diseases creates a conflict between the timeliness of claims required by statutes of limitation and the need to get compensation to deserving plaintiffs. To address this and other perceived problems with resolving the large number of asbestos claims through private litigation, Congress has proposed (in "The Fairness in Asbestos Injury Resolution Act") for several years (but not

---

<sup>53</sup> Every legal system has a similar set of rules for encouraging those with legal claims to come forward. The period during which a victim must assert her claim or lose it is called a "prescriptive period" in the civil law systems. The law also uses the phrases "statute of repose" and *laches* to describe situations similar to those covered by a statute of limitation.



enacted) the creation of a trust fund to provide limited compensation to victims of asbestos-related diseases and to limit liability of defendants.

Consider one more example—problems of proving causation arising in a mass tort having to do with the drug DES (diethylstilbestrol). DES was administered to pregnant women in the 1950s to prevent miscarriages. However, the drug caused genital diseases, including cervical cancer, in some of the adult women whose mothers had taken DES 20 or more years ago. By the time the connection between the adult diseases and the DES was discovered, it was all but impossible for the plaintiffs to produce evidence about which manufacturer had produced the DES taken by their mothers 20 years or more before. Standard theories of causation in tort required the plaintiff to demonstrate by a preponderance of the evidence that the defendant was responsible for the plaintiff's harm. In these instances, plaintiffs had been harmed by one of the manufacturers of DES, but they could not demonstrate which one or ones. Rather than allow the plaintiffs to leave the court empty-handed, the California Supreme Court fashioned a novel theory of liability—"market share liability"—according to which all the manufacturers who might have been selling DES to the plaintiff's mother would share liability for the plaintiff's damages in proportion to their market shares in the market for DES at the time of the mother's having taken the drug.<sup>54</sup>

#### WEB NOTE 9.10



The tragic events of September 11, 2001 gave rise to mass torts. See our website for a discussion of the methods by which the federal government put together an administered compensation package for those who lost relatives and others in the tragedy.



#### VACCINES AND PRODUCTS LIABILITY

Many recent products-liability cases involve the duty of pharmaceutical manufacturers and doctors to warn those taking drugs of the potential risks involved.

One such case involved two polio vaccines. The first vaccine against this crippling disease was the Salk vaccine or IPV, which is a so-called killed-virus vaccine. The killed-virus vaccine prevents polio in the person who receives it without presenting the risk that the recipient will contract polio. The second vaccine was the Sabin vaccine or OPV, a "live-virus" vaccine. The recipient retains the live virus in his or her system and can pass it to others, who are themselves immunized against polio. This external benefit is so considerable that public-health authorities strongly recommended that young children take the Sabin vaccine instead of the older Salk vaccine. When only the Salk vaccine was available, there were 2500 cases of polio a year. After the development of the live-virus vaccine, polio virtually disappeared.

<sup>54</sup>See *Sindell v. Abbott Laboratories*, 26 Cal. 3d 588, 607 P.2d 924, 163 Cal. Rptr. 132, cert. denied, 101 S. Ct. 285 (1980).



III. An Empirical Assessment of the U.S. Tort Liability System **409**

However, the live-virus presents a risk.<sup>55</sup> Approximately one of every 4 million people who take the vaccine or come in close contact with those who have taken OPV contracts polio.

The law should require vaccine manufacturers to warn recipients of the risk from the live-virus vaccine. That is precisely what the U.S. Court of Appeals for the Fifth Circuit held in *Reyes v. Wyeth Laboratories*, 498 F.2d 1264 (1974). After *Reyes*, it became standard practice for vaccine manufacturers to include package inserts warning of the risks of the OPV vaccine.

However, that resolution was only temporary. The more general trend toward absolute or enterprise liability for product-related harms has been felt in this market, too. In many recent cases, children, whose parents had been warned in accordance with *Reyes* but who, nonetheless, took the live-virus vaccine and developed polio, sued the manufacturers and received large awards. Without the defense of assumption of the risk after an adequate warning, the manufacturer cannot avoid liability. Therefore, the company must build this higher expected-liability cost into the costs of production.

Pharmaceutical manufacturers are so fearful of products-liability awards that they have become reluctant to manufacture and distribute beneficial drugs. In 1976, after an outbreak of swine flu, a dangerous illness, manufacturers of a swine flu vaccine refused to market it because private insurers, fearful of the products-liability consequences of 100 million or more injections, would not issue liability insurance. The companies offered the inoculations only after the federal government agreed to be the exclusive defendant in any actions for harms arising from the vaccine.<sup>56</sup> The DPT vaccine against whooping cough is in short supply in this country because the largest manufacturer, Eli Lilly & Company, has stopped producing the drug due to its fear of adverse products-liability judgments. Currently the following vaccines that were once manufactured by a number of firms in the United States are now produced by a single firm: measles, mumps, Sabin polio, Salk polio, and rabies. Worse still, the threat of products-liability suits may reduce the incentive of pharmaceutical companies to invest in research and development of potentially beneficial new drugs.

<sup>55</sup>See Edmund Kitch, *Vaccines and Product Liability: A Case of Contagious Litigation*, REGULATION (May/June 1985).

<sup>56</sup>The vaccine's manufacturers proved particularly astute in this matter. The vaccine seems to have caused a potentially paralyzing or fatal disease called Guillain-Barré syndrome in a small fraction of those who were inoculated. Numerous plaintiffs brought actions against the federal government, as the sole defendant, on a theory of inadequate warning. The federal government relatively quickly stopped the program of inoculation for swine flu.

**CONTRACTUAL SOLUTIONS TO THE TORT LIABILITY CRISIS<sup>57</sup>**

A victim's right to compensation for accidental harm is a form of insurance. Victims buy these rights from insurance companies by contract and the tort system gives these rights to potential victims by law. The tort system, however, gives people far more rights to compensation than they buy from insurers. Critics of the tort liability system complain that it gives people insurance that they do not buy when they have to pay for it themselves. Thus, parents seldom insure their children's lives, and few people buy insurance against emotional distress or pain and suffering.

<sup>57</sup>The material in this box is based on Robert D. Cooter, *Towards a Market in Unmatured Tort Claims*, 75 VA. L. REV. 383 (1989). See also PAUL RUBIN, *TORT REFORM BY CONTRACT* (1993).



It is easy to see why people do not buy insurance for some kinds of harm that tort law compensates. Insurance transfers money from the uninjured state (the premiums paid by the customers for insurance policies) to the injured state (the claims made by the injured policy-holders). For some tort claims, the cost of the transfer is very high. Thus, claims for non-pecuniary damages are very costly to assess and administer, and negligence is costly to prove in, say, medical malpractice cases. For other tort claims, the transfer is inappropriate because money is *not* more useful in the injured state than in the uninjured state. Thus, the death of a dependent child reduces the parents' need for money.

In principle, allowing potential victims to sell unwanted tort rights can solve the problem of unwanted insurance caused by tort liability. Here is how sales would work. A potential victim's right to damages in the event of a future accident is an "unmatured tort claim" (UTC). Imagine a market for UTCs. Potential tort victims could sell their right to recover and could include in the sale whichever of their tort rights they chose to sell and retain others for their own use. For example, a victim might sell the right to recover her nonpecuniary losses in an automobile accident but retain her right to recover her major pecuniary losses. Or she might sell the right to recover in the event of medical malpractice but keep the right to recover in the event of a product-related injury. If someone had sold her tort claims to a third party and was later injured, she could not recover from the injurer, she could, however, recover from an insurance company if she had bought insurance.

A market for UTCs could be extremely flexible. Consider, for example, how a regime of no-fault automobile insurance could result from a market in UTCs. Suppose that drivers sell some of their rights to recover for tortious injuries in automobile accidents to their own insurance companies. Their own insurers might then waive these rights in exchange for payment from the insurance companies of other drivers.

If it were legal to sell and buy UTCs, potential victims would probably substitute first-party insurance for the current method of compensation through the tort liability system. This first-party insurance would probably be a cheaper means of compensating victims than is the tort liability system. But what about the deterrence function of tort law? How will the creation of a market for UTCs induce potential victims and injurers to take care? Interestingly, there might be no significant difference in deterrence from the current system, and there might be an improvement. There will, after all, be someone proceeding against the injurer for recovery in the event of an accident; it just might not be the victim. Indeed, the deterrence effect under UTCs may be better than under the current system: third parties who have purchased UTCs may have a strong incentive to monitor the behavior of potential victims and injurers for optimal precaution.

Current American law prohibits victims from selling tort claims to lawyers. Thus, the plaintiff cannot contract with her lawyer to receive a fixed fee before the trial in exchange for giving the lawyer all, or almost all, of the damages eventually awarded by the court. Current law, however, does not prohibit non-lawyers from buying some matured tort claims, and a small market has already developed on the Internet.

**QUESTION 9.14:** Explain how a potential victim's waiving a future claim (*e.g.*, an employee's agreeing not to seek compensation from his employer if he is injured on the job) is like a transaction in a UTC.

**QUESTION 9.15:** Imagine a system of contractual or elective no-fault with respect to product-related injuries. Manufacturers would offer with



their products schedules of benefits that they would pay if consumers should be injured while using the products. In the event of an injury, there would be no inquiry into the product's defect or the user's fault; benefits would simply be paid to the injured consumer according to the contractual schedule. Pain and suffering would not be compensable; collateral benefits would be deducted; and a few other restrictions would apply. Those manufacturers who chose not to offer elective no-fault would still be strictly liable for product-related injuries under the current system. Explore the efficiency of this elective no-fault system. (See J. O'CONNELL, *ENDING INSULT TO INJURY* [1975].)

## CONCLUSION

The tort liability system plays a significant role in reducing the frequency with which we accidentally lose our property, health, and lives. By allocating the cost of accidents, the tort liability system provides incentives for precaution, much as markets allocate costs and provide incentives for production. Improving the efficiency of the tort liability system can make the world safer at no more cost. Observers note various signs of inefficiency in tort liability law, such as significant differences in the level of compensatory damages for the same injury in different countries of similar wealth, unpredictable decisions about liability and damages from one case to another ("liability disparity"), defensive medicine, and vaccine shortages. Moving beyond anecdotes requires careful statistical studies that remain in short supply. The statistical knowledge that we do possess at this time, which we reviewed, is enough to debunk some myths about the tort liability system.



### WORKERS' COMPENSATION

The most prominent form of no-fault liability in the United States is the system for dealing with employee accidents that occur on the job. These accidents are very common. In any given year approximately 10 percent of all industrial workers will be injured while on the job. However, only one-third of these accidents results in lost work time. This risk of on-the-job accidents is slightly higher than the risk of accidents off the job—for example, in the home—and about half the risk of injury in an automobile accident.

Through the late 19<sup>th</sup> century, the common law of job-related accidents made it extremely difficult for plaintiff-employees who had been injured on the job to recover from their employers or from anyone else.<sup>58</sup> Early in the 20<sup>th</sup> century, most industrialized

<sup>58</sup>There were three defenses available to the employer: (1) common employment (also known as the "fellow servant rule"), under which the employer could escape liability by claiming that the proximate cause of the plaintiff's harm was the negligence of another employee; (2) assumption of the risk, under which the employer could argue that the employee willingly assumed the risk of a job-related injury (on the economics of job-related risks, see KIP VISCUSI, *RISK BY CHOICE* (1983); and (3) contributory negligence, under which the employer could escape liability by showing that the employee's own negligence had contributed to the harm.



countries, including the United States, adopted an alternative to tort liability for dealing with on-the-job accidents—namely, a system of compulsory compensation of injured employees without regard to fault, financed by a levy on employers, and administered by the government. Almost every state in the United States enacted some form of no-fault compensation for injured employees between 1911 and 1920. At first, these workers' compensation systems, as they were known, were elective and confined to very dangerous occupations. But by 1950 workers' compensation systems in this country had spread so that today all but three states have a compulsory system for nearly all workers. The result is that today more than 90 percent of the United States labor force is covered by workers' compensation systems. Workers' compensation systems differ slightly from state to state. Some states still have elective coverage; others have size-of-firm restrictions that exempt small firms from joining the system; and most states exclude farm workers from coverage. The federal government's only role is to offer special workers' compensation for employees who are excluded under state laws, for example, coal miners and railroad employees.

The purpose of this no-fault system is to guarantee injured employees relatively swift and certain compensation for their job-related harms. The system relieves employees and their employers of the costs of demonstrating and challenging fault, respectively, and guarantees injured employees swift partial (not complete) compensation for their losses.

The systems typically work in the following way. Employers contribute sums to the state workers' compensation system based on the dollar amount of their payroll. When an employee is injured, he files a claim with the state governmental agency that administers the system. If the agency determines that the harm is job-related, then it awards the employee compensation according to a statutory schedule of benefits. For some injuries the benefits are a fixed sum, regardless of the actual losses or the employee's actual job. For example, the compensation for a lost arm may be \$5000. For other injuries, the benefits may be determinable, within strict limits, in a relatively brief evidentiary hearing. For example, the victim may be awarded two-thirds of the lost wages and full compensation without restriction on his or her actual medical and rehabilitation expenses. In the event of a dispute between the employee and the workers' compensation commission, a process of appeal and adjudication is available. Every system excludes those harms that are attributable to willful misconduct, aggressive assault, and drunkenness.

One of the most important differences among the states has to do with the relationship between the workers' compensation and the tort liability systems. In some states workers may collect workers' compensation benefits and then sue their employers for recovery on a negligence theory. In other states, employees must choose an exclusive remedy; they must proceed through workers' compensation or the tort liability system.

## SUGGESTED READINGS

BAKER, TOM, *THE MEDICAL MALPRACTICE MYTH* (2005).

Bar-gill, Oren & Omri Ben-Shahar, *The Uneasy Care for Comparative Negligence*, 5 AM. LAW & ECON. REV. 433 (2003).

Black, Bernard, Charles Silver, David A. Hyman, & William M. Sage, *Stability, Not Crisis: Medical Malpractice Claim Outcomes in Texas, 1988–2002*, 2 J. EMP. LEGAL. STUD. 207 (2005).

DEWEES, DONALD, DONALD DUFF, AND MICHAEL J. TREBILCOCK, *EXPLORING THE DOMAIN OF ACCIDENT LAW* (1996).



GAWANDE, ATUL, *COMPLICATIONS: A SURGEON'S NOTES ON AN IMPERFECT SCIENCE* (2002).

HYMAN, DAVID A., *Medical Malpractice: What Do We Know and What (If Anything) Should We Do About It?*, 80 TEX. L. REV. 1639 (2002).

PORAT, ARIEL, & ALEX STEIN, *TORT LAW UNDER UNCERTAINTY* (2002).

SCHWARTZ, GARY T., *The Beginning and the Possible End of the Rise of Modern American Tort Law*, 26 GA. L. REV. 601 (1992).

Shavell, Steven, "Liability for Accidents," in A. MITCHELL POLINSKY & STEVEN SHAVELL, EDS., *HANDBOOK OF LAW AND ECONOMICS*, v. 1 (2007).

SUNSTEIN, CASS R., REID HASTIE, JOHN W. PAYNE, DAVID A. SCHKADE, AND W. KIP VISCUSI, *PUNITIVE DAMAGES: HOW JURIES DECIDE* (2002).



## Chapter 10

# AN ECONOMIC THEORY OF THE LEGAL PROCESS

*“The first thing we do—let’s kill all the lawyers.”*

William Shakespeare, HENRY VI, PART II,  
Act IV, Scene ii

THE PRECEDING CHAPTERS applied economics to the *substantive* law of property, torts, and contracts. The substantive law allocates the costs of the injuries that trigger legal disputes and creates incentives for appropriate behavior. This chapter applies economics to the *procedural* aspects of civil disputes. The procedural aspects concern the process from the filing of a complaint to the resolution of the dispute.

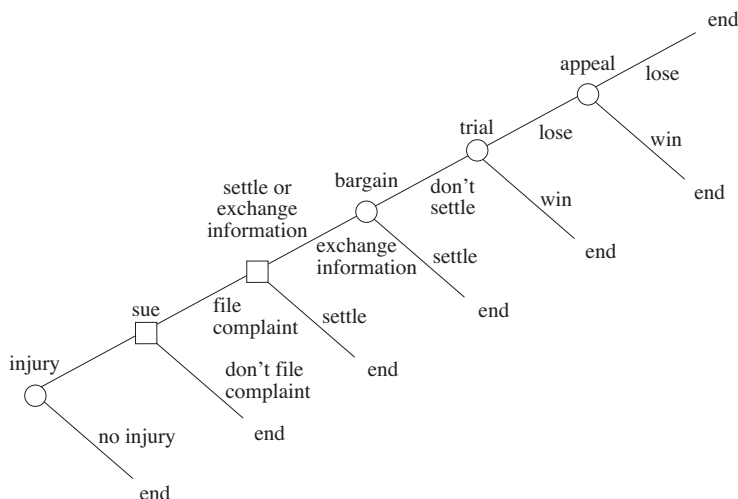
Although different countries follow different legal procedures, broad similarities exist. To illustrate the common core, consider some stages in the following legal dispute as it would develop in almost any country. Joe Potatoes suspects that Jim Bloggs has been romancing his wife, Joan Potatoes; Potatoes insults Bloggs and breaks his nose. Bloggs consults a lawyer, who files a legal complaint against Potatoes. Potatoes also consults a lawyer, who contacts Bloggs’s lawyer, and the two lawyers try to settle the dispute. If the attempted settlement fails, the dispute proceeds through a series of legal steps leading up to a trial, including the reply by Potatoes’s lawyer to the complaint, a pretrial hearing with a judge, and the exchange of information about the case between the lawyers. If further negotiations fail to settle the dispute, a trial occurs, and, after the trial, either party may decide to appeal the decision to a higher court.

As this example illustrates, a full-blown legal dispute has the stages depicted in Figure 10.1, regardless of the substantive issues. Each stage in Figure 10.1 presents problems for predicting behavior and analyzing legal rules. Here are some examples of problems that we will analyze.

**Example 1:** In response to a magazine advertisement for “a sure means to kill grasshoppers,” a farmer mails \$25 and receives by return post two wooden blocks with the instructions, “Place grasshopper on Block A and smash with Block B.” Filing a legal complaint will cost the



**FIGURE 10.1**  
**Stages in a legal dispute.**



farmer far more than the \$25 that he lost. The farmer consults a lawyer to determine whether he has a legal remedy that is economically viable.

**Example 2:** Some consumers file suit alleging that the engines in their cars were destroyed by a defective fuel additive. The manufacturer of the fuel additive would like to settle the dispute before it goes to trial and newspapers learn about it. In order to decide how much money to offer as a settlement, the manufacturer's lawyer asks the judge to require the consumers' lawyer to disclose all available evidence concerning the cause and extent of damage to the cars.

**Example 3:** Joan Potatoes wants to divorce her husband, Joe. They disagree over how to divide the value of their house. After bargaining between their lawyers fails, the judge considers whether to require them to consult a professional mediator before proceeding to trial.

**Example 4:** A Los Angeles manufacturer faces large liabilities for dumping hazardous waste in 1965. The manufacturer files a claim with the London insurer that supplied its policy in 1965. The insurer denies that the insurance policy covers the loss. The manufacturer has the option of suing the insurer in Los Angeles or London. In Los Angeles, each side pays its own legal costs, whereas in London the loser pays the legal costs of the winner. The manufacturer asks its counsel how the allocation of legal costs should influence its choice of the place to file suit.

**Example 5:** Someone dives into a swimming pool and strikes her head on the bottom. She sues the owner of the pool for failing to post signs warning that the pool was too shallow for diving, and the pool owner replies that the victim should have checked the depth of the water



before diving. At trial, the court applies the rule of negligence with a defense of contributory negligence, and the pool owner escapes liability. The plaintiff wonders whether to appeal the case and ask the court to depart from past precedent and apply the rule of comparative negligence.<sup>1</sup>

In order to bring suit, the plaintiff must have a “cause of action,” which usually consists of harm caused by the defendant for which the law provides a remedy. In Example 1, the injury is the loss of \$25, plus any additional losses from relying upon the misleading advertisement. Not every plaintiff with a cause of action can sue profitably. Example 1 raises the question, “When does it pay to file a suit?” We will answer this question by computing the plaintiff’s expected value from asserting a legal claim. The rules of procedure decisively affect this value.

Most legal systems require the parties to disclose some of their *private information* (facts known by one party to the dispute and unknown by the other) prior to trial. In the American legal system, the parties exchange extensive information before trial in a process known as “pre-trial discovery.” In the system used in Germany and other European countries, the parties exchange information in the “giving of proofs” at the first stage of a trial. Example 2 suggests that compulsory disclosure of private information promotes settlements. We will use game theory to test this proposition.

Critics often complain that the formality of trials increases the cost of resolving disputes. Example 3 raises the question of whether informal processes, like compulsory mediation, could improve upon formal legal procedures. To answer this question, we will use game theory to explain why bargaining sometimes succeeds and sometimes fails. The public often perceives legal procedures as opaque and arcane, which inspires the sentiment quoted earlier: “let’s kill all the lawyers.” Game theory suggests more complicated improvements to the legal process.

Different legal systems allocate the costs of trials differently, the polar opposite rules being “each-pays-his-own” legal costs (the “American rule”) and “loser-pays-all” legal costs (the “English rule”). Example 4 asks whether one of these rules especially favors defendants. To answer this question, we will consider the incentives created by alternative allocations of legal costs.

Finally, Example 5 raises the question of whether the state should subsidize court proceedings that give judges the opportunity to make law. This question relates closely to the dispute about whether the common law evolves toward economically efficient rules, a subject we discuss below.

## I. THE GOAL OF THE LEGAL PROCESS

### A. Minimizing Social Costs

Is the legal process, as some critics contend, unnecessarily complicated and expensive? Evaluating different procedural rules and practices requires a measure of social costs. In Chapter 8, we found that a simple measure of the social costs of

<sup>1</sup> Comparative negligence would require the pool owner to pay damages in proportion to the harm caused by the negligence.



accidents provided a useful guide to the analysis of tort law. Similarly, a simple measure of the social costs of the legal process provides a useful guide to the analysis of procedural rules and practices. To develop a simple measure, think of procedural rules as instruments for applying substantive law. Using the instruments costs something, which, following Chapter 8, we call “administrative costs.” In addition, using these instruments sometimes causes errors in applying substantive law. For example, the wrong party may be held liable, or the right party may be held liable but for the wrong amount. Errors distort incentives and impose a variety of costs on society. Our simplest measure of social costs, denoted  $SC$ , combines administrative costs, denoted  $c_a$ , and costs of errors, denoted  $c(e)$ . We assume that the economic objective of procedural law is to minimize the sum of administrative costs and error costs:

$$\min SC = c_a + c(e) \quad (10.1)$$

To illustrate, assume that the parties settle on the same terms as the judgment that the courts would have reached if the case had been tried. Because the results of settlement or trial are the same by assumption, the error costs (*if* there is an error) of settlement equal the error costs of trial. The administrative costs of the settlement, however, are much lower than those of a trial. Consequently, the settlement saves social costs. In general, settlements that replicate the results of trials reduce the social costs of resolving disputes.

To sharpen the objective of cost minimization, consider its elements. Administration is the sum of the costs to everyone involved in passing through the stages of a legal dispute, such as the costs of filing a legal claim, exchanging information with the other party, bargaining in an attempt to settle, litigating, and appealing. In comparison to administrative costs, error costs are more difficult to understand and measure, because measuring an error requires a standard of perfection.

To obtain a standard of perfection, consider the information possessed by courts. In reality, courts have imperfect information, which causes them to make mistakes when applying substantive law. As information improves, however, courts make fewer mistakes. As a thought experiment, imagine an independent court that possesses *perfect* information about the facts and the law for every case it decides. Such a court never makes mistakes; it gives ideal decisions relative to existing law. We will call such a decision the *perfect-information judgment*, which we denote  $j^*$ .

The difference between the perfect-information judgment,  $j^*$ , and the actual judgment,  $j$ , equals the *extent of the court's error concerning damages*:  $e = j^* - j$ .<sup>2</sup> To illustrate by Example 2, the perfect information judgment  $j^*$  might award the owner of an automobile the exact cost of replacing the engine destroyed by a defective fuel additive, which equals, say, \$2500. If the actual judgment  $j$  equals \$2000, then the extent of the error equals  $j^* - j = \$500$ .

<sup>2</sup> There are, of course, sources of error other than the miscalculation of damages. We use this only as one example.



The *extent* of the error, however, does not necessarily equal its *social cost*. The social cost of an error depends additionally upon the distortions in incentives caused by it. To illustrate, if perfect compensation equals \$2500 and actual compensation equals \$2000, the error of \$500 may cause the manufacturer of fuel additives to lower quality control. Lowering quality control saves the manufacturer, say, \$1000 and causes, say, an additional \$10,000 in losses to the owners of automobiles. In this example, the social cost of the error equals the *net* loss of \$9000 from lower quality control:  $c(\$500) = \$9000$ .

In the rest of this chapter, we will model each stage in the legal process, show the incentive effects of different procedural rules and practices, and evaluate the alternatives in terms of social costs. In general, the social costs of errors are difficult to measure. Consequently, we will avoid conclusions that rely upon precise measurements of error. The differences in legal procedure across countries present us with a formidable challenge in constructing general models. Fortunately, these differences also supply us with variation for comparing the efficiency of different processes.

**QUESTION 10.1:** Assume that the following legal rule applies to Example 1 (the “grasshopper killer”): “Breach of contract arising from false or misleading advertising results in liability equal to two times the consumer’s out-of-pocket expenditures in reliance on the promise.” Given this rule, what is the perfect-information judgment?

**QUESTION 10.2:** Why is a trial economically inferior to a settlement on the same terms as the expected trial judgment?

#### WEB NOTE 10.1



Lawyers often experience a great deal of criticism. We shall deal very briefly with some of those criticisms later in the chapter. For a review of some interesting literature on the actual costs of justice in the United States and lawyers’ compensation, see our website.

## II. WHY SUE?

Most private disputes remain outside the courts. (A frequent estimate is that less than 5 percent of all disputes go to trial.) The courts typically get involved when the injured party asks them for a remedy. The filing of a suit marks the beginning of this formal process. These facts raise the question, “Why sue?” We will explain game theory’s answer to this question.

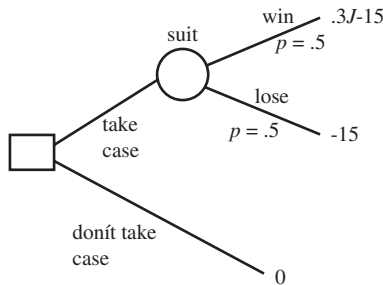
### A. Decision Trees

A client asks a lawyer to take his case and offers to pay the lawyer 30 percent of the court’s judgment as the lawyer’s fee. If the plaintiff wins and the court’s judgment is  $J$ , then the lawyer gets  $.3J$ . Assume that the probability that the plaintiff will win, if there is a trial, is  $.5$ . If the plaintiff loses, the lawyer gets 0. The



lawyer estimates that the time he will spend on the case is worth 15. What is the lowest value of the court's judgment at which the lawyer expects to gain by taking the case? The answer is 100. Perhaps you can intuit the answer or perhaps not. In either case, the correct answer is easy to compute by using this decision tree:

FIGURE 10.2



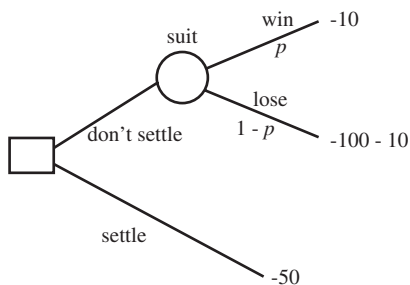
The expected value of taking the case equals  $.5(.3J - 15) + .5(-15)$ . The lawyer should take the case if the expected value of doing so is positive. The tipping point for taking the case is the judgment that makes the expected value zero:  $.5(.3J - 15) + .5(-15) = 0$ . Solving this equation yields  $J = 100$ . So the lawyer should take the case if he expects the judgment to equal or exceed 100.

Here is a slightly harder example of a decision tree. A business allegedly causes a consumer to suffer harm of 100. The consumer offers to settle the dispute for 50. If the business refuses, it will face a suit that will cost it 10 to litigate. If it loses at trial, the business will have to pay the consumer 100. What is the lowest probability of the consumer winning at which the business expects to gain by settling the case?

By convention, the circles in the tree represent probabilities, and the squares represent decisions. The expected payoff from "don't settle" equals  $-10p - (110)(1 - p)$ , and the payoff from settling equals  $-50$ . To find the probability of winning at trial that is the tipping point for settling the case, set the former equal to the latter and solve for  $p$ :

$$-10p - (110)(1 - p) = -50 \Rightarrow p = .6.$$

FIGURE 10.3





The business should reject the settlement if it expects to win with probability at least as high as .6.

In many circumstances, using a decision tree significantly helps to clarify the right choice, especially when the decision gets more complicated, as in the next section.

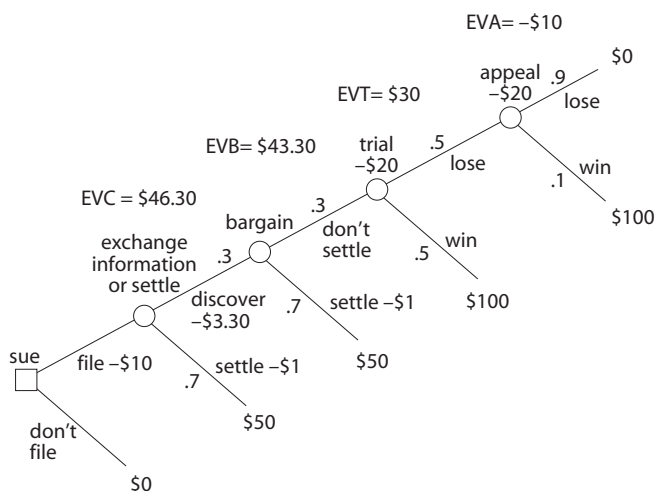
## B. Computing the Value of a Legal Claim

To file a complaint, the plaintiff must usually hire a lawyer and pay filing fees to the court. Filing a complaint creates a legal claim. To decide whether to initiate a suit, a rational plaintiff compares the cost of the complaint and the expected value of the legal claim. The expected value of the legal claim (*EVC*) depends upon what the plaintiff thinks will occur after filing a complaint. Figure 10.1 depicts the possible events. To decide whether to file a complaint, the rational plaintiff must attach probabilities and payoffs to these events. Let us assume that the plaintiff, with the help of a lawyer, attaches the probabilities and payoffs to these events as depicted in Figure 10.4a. (We scale down the numbers in Figure 10.4a below realistic levels to simplify the arithmetic.)

Before making the computations, we must explain our assumptions about who pays for legal costs. In America, each side usually pays his own legal costs. In Europe (and much of the rest of the world), the loser usually pays most of the winner's legal costs.<sup>3</sup> Simplifying, the American rule is "each pays his own," and

FIGURE 10.4a

Expected value of a legal claim to the plaintiff.



<sup>3</sup> We are grateful to Raoul Meier of Switzerland for pointing out an error in how we stated this rule in previous editions.



the European rule (also called the “English rule”) is “loser pays all.” In general, the two rules require two slightly different ways of computing the value of a legal claim. The European rule is more complicated analytically, because it makes the distribution of costs contingent on who wins. Consequently, we will first develop our example assuming that each side pays its own legal costs, and consider later the consequences of the loser paying the legal costs for both sides. However, in order not to distract readers from countries where the loser pays all, we contrive the numbers in our particular example so that “each pays his own” and “loser pays all” yield exactly the same decisions. The particular numbers in the following example are constructed so that both rules give the same answers.

In order to compute expected values in a sequence of events, one begins with the last possible event, which is “appeal” in Figure 10.4a, and works toward the first event, which is the decision to file a complaint.<sup>4</sup> We will take this approach to computing the expected value of the legal claim at each step in the legal process. Assume that each side pays his own legal costs. According to Figure 10.4a, the plaintiff who has lost at trial must pay \$20 to appeal the case. On appeal, the plaintiff stands to win \$100 with probability .1 and to lose with probability .9. Thus, the expected value of the appeal (*EVA*) equals  $-\$10$ :

$$EVA = .1(\$100) + .9(\$0) - \$20 = -\$10.$$

Because the expected value of appeal is negative, the rational plaintiff who loses at trial will not appeal the case. (Notice that if the rule were changed from “each pays his own” to “loser pays all,” the expected value of trial would fall even further, so the decision not to appeal remains under the American rule or the European rule.)

Having computed the expected value of appeal (second trial), we can now compute the expected value of the first trial. According to Figure 10.4a, the plaintiff who failed to settle out of court by bargaining must pay \$20 to go to trial. At trial, the plaintiff stands to win \$100 with probability .5 and to lose with probability .5. If the plaintiff loses, he will not appeal the case and so will receive a payoff equal to \$0. We combine these numbers to obtain the expected value of the first trial (*EVT*):

$$EVT = .5(\$100) + .5(\$0) - \$20 = \$30.$$

(Confirm for yourself that, assuming defendant’s litigation costs are the same as plaintiff’s litigation costs, *EVT* remains the same under the European rule as under the American rule.)<sup>5</sup>

<sup>4</sup> This is called, in game theory, “backward induction” or the process of “looking forward and reasoning backward” or solving a game “recursively.”

<sup>5</sup> Under the American rule, the plaintiff pays his own litigation costs of \$20 with certainty, whereas under the European rule, the plaintiff pays no litigation costs with probability .5 and the plaintiff pays the litigation costs of both parties (\$20 + \$20) with probability .5. Thus, the plaintiff faces certain litigation costs of \$20 under the American rule and expected litigation costs of \$20 under the European rule. Remember that we are computing expected *values*, not expected *utilities*. (If you are not clear about the difference, see the relevant section of Chapter 2.)



Having computed the expected value of the trial, we can now compute the expected value of bargaining to a settlement before beginning the trial. According to Figure 10.4a, the plaintiff who completed the process of exchanging information with the defendant can bargain to a settlement out of court with probability of success equal to .7. If bargaining succeeds, the plaintiff settles for \$50 and pays settlement costs of \$1. Bargaining fails to reach a settlement with probability .3, in which case the plaintiff proceeds to trial, whose expected value equals \$30. We combine these numbers to obtain the expected value of the settlement bargain (*EVB*):

$$EVB = .7(\$50 - \$1) + .3(\$30) = \$43.30.$$

Because the expected value of the settlement bargain is positive, the plaintiff who reaches this stage will bargain.

Having computed the expected value of the bargain, we can now compute the expected value of the legal claim when the complaint is filed. After the complaint is filed, the parties may settle. According to Figure 10.4a, the plaintiff who files a suit settles immediately with probability .7, in which case he or she receives \$50 and pays \$1 in settlement costs. Alternatively, the plaintiff fails to settle immediately with probability .3 and proceeds to exchange information with the defendant, which costs \$3.30. After exchanging information, the parties continue to bargain. We already computed the expected value of the bargain, which equals \$43.30. We combine these numbers to obtain the expected value of the legal claim when the plaintiff initiates the suit by filing the complaint (*EVC*):

$$EVC = .7(\$50 - \$1) + .3(\$43.30 - \$3.30) = \$46.30.$$

In Germany and other European countries, discovery does not occur before the beginning of a trial. Rather, the first phase of a trial concerns the “giving of proofs” (*beweisverfahren*), in which the parties present evidence supporting the basic facts of the case. For purposes of computing the value of a claim from the decision tree, discovery and the giving of proofs are the same. (Some important differences between them must be taken into account in a more specific analysis.<sup>6</sup>)

The filing costs (*FC*) include the costs of hiring a lawyer, drafting the complaint, and paying the filing fee assessed by the court. According to Figure 10.4a, the filing costs equal \$10. After filing, the plaintiff expects to receive the value of the claim at the time of filing (*EVC*), which equals \$46.30. Therefore, the expected

<sup>6</sup> At least four important differences exist. First, discovery does not take place before the judge or jury, whereas the giving of proofs occurs before the judge, who takes an active role. Second, in discovery one party can compel the other to reveal information, whereas compulsory revelation is limited or impossible in the giving of proofs. Third, discovery permits the examination and cross examination of witnesses, whereas in the giving of proofs the witnesses are named but not examined. Finally, in the giving of proofs the judge decides whether the alleged facts warrant proceeding to the next stage of the trial, whereas the judge in the American system usually decides this issue in a separate hearing that may occur before or after discovery when the plaintiff moves for summary judgment.



net payoff from filing equals  $\$46.30 - \$10 = \$36.30$ . The rational plaintiff files a complaint if its expected net payoff is positive:

$$\begin{aligned} EVC &\geq FC \rightarrow \text{file legal complaint;} \\ EVC &< FC \rightarrow \text{do not file legal complaint.} \end{aligned} \quad (10.2)$$

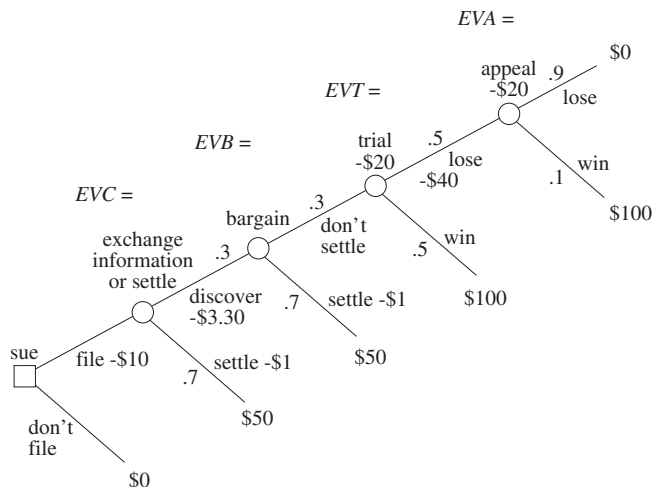
Thus, the rational plaintiff in Figure 10.4a files a legal complaint.

What about the defendant? When the plaintiff files a complaint, the defendant must respond to it. To compute the best response, a rational defendant must solve a decision problem similar to the plaintiff's problem depicted in Figure 10.4a. The defendant's decision problem is to minimize the expected cost of his or her legal liability. Because the decision problem of the defendant parallels the decision problem of the plaintiff, we will not explicitly analyze the former.<sup>7</sup>

**QUESTION 10.3:** The tree in Figure 10.4b is identical to Figure 10.4a, except that a trial costs the plaintiff \$40 instead of \$20, and settlement is for \$51 instead of \$50. Solve recursively for the expected values of the legal claim by filling in the blanks at each stage in the following tree. What is the plaintiff's expected net profit from filing a legal complaint?

**QUESTION 10.4:** In Europe, the party who loses at trial pays the litigation costs of the winner. Assume that the plaintiff in the preceding figure pays litigation costs of \$40 if she loses at trial, and the plaintiff pays litigation costs of \$0 if she wins. Recompute the expected values of the legal claim under this assumption.

FIGURE 10.4b



<sup>7</sup> You should note that the two parties may not agree about the amounts at stake or the probabilities of success at each stage. We will assume for the time being that the amounts and probabilities are similar. Later we will relax that assumption.



## B. Damages—Determining Suits

Our model identifies three immediate causes of the filing of legal complaints:

1. injuries that trigger disputes,
2. the cost of filing a complaint, and
3. the expected value of the claim.

Filing of legal complaints should increase with increases in underlying events that cause them, such as accidents, broken promises, invasion of property, and so forth. Filing of legal complaints should also increase with decreases in the cost of filing a complaint, including the cost of hiring a lawyer. Finally, filing of legal complaints should increase with increases in the expected value of the claim.

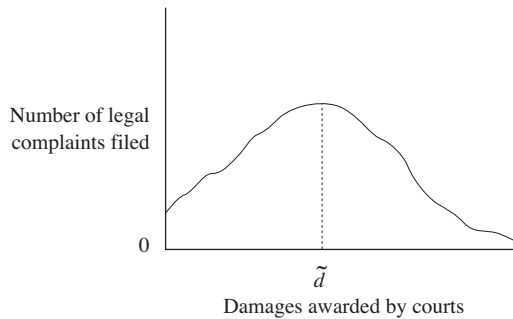
To see these causes at work, consider how an increase in the money damages awarded at trial to successful plaintiffs would affect the filing of legal complaints. An increase in money damages awarded at trial increases the expected value of a trial (*EVT*), which increases the expected value of the legal claim and leads to more claims being filed. To illustrate, assume that an accident victim must pay \$501 to go to trial, where he expects to lose with probability .5 and to win \$1000 with probability .5. Thus, the expected value of trial equals  $-\$501 + .5(\$0) + .5(\$1000) = -\$1$ . The plaintiff is unlikely to file a complaint in this case. If, however, the damages awarded to a successful plaintiff increase to \$2000, then the expected value of the trial equals \$499, and the plaintiff is likely to file a complaint.

So, an increase in damages awarded to successful plaintiffs tends to increase the filing of legal complaints by increasing the expected value of trial. An increase in damages awarded to successful plaintiffs also has an effect in the opposite direction. Potential defendants can often avoid disputes by avoiding the injuries that cause them. If the damages awarded to successful plaintiffs increase (or if the likelihood of plaintiffs' winning increases, or both, which we summarize by saying that the plaintiffs' expected damages increase), potential defendants will take more precaution and thus give potential plaintiffs less opportunity to file legal complaints. For example, a manufacturer may increase quality control to avoid defects that would expose the company to liability claims by injured consumers.

These considerations suggest a prediction about the connection between the magnitude of damages awarded to successful plaintiffs and the number of legal complaints filed. If damages equal zero, then the expected value of trial is so low that potential plaintiffs seldom file complaints. As damages increase, more potential plaintiffs file complaints. As damages increase further, however, potential defendants respond by giving fewer potential plaintiffs cause for legal action. Eventually a point is reached where the number of complaints begins to decrease as damages increase. Figure 10.5 depicts these facts. The number of suits, which is read off the vertical axis, is largest when the expected judgment, which is read off the horizontal axis, equals a value denoted  $\tilde{d}$ . The effect of a small increase in damages upon the filing of complaints depends upon whether the starting point is below or above  $\tilde{d}$ . Below  $\tilde{d}$ , a small increase in damages increases the number of lawsuits filed. Above  $\tilde{d}$ , a small increase in damages decreases the number of lawsuits filed.



**FIGURE 10.5**  
Suits as a function of damages.

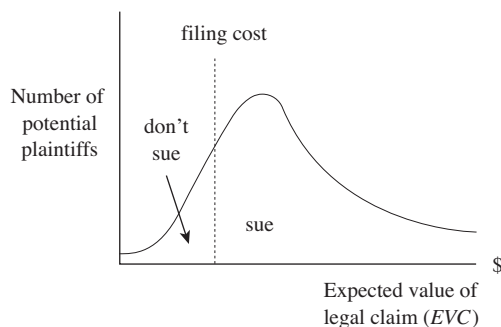


### C. Filing Costs as a Filter

Some civil law countries, including Mexico and Chile, interpret the rights of citizens to mean that the state should charge no fees for using its courts in civil suits, including fees for filing a claim. In the United States, courts charge fees for filing a claim and for each subsequent stage in the legal process, but these fees are a fraction of the full cost to the state. As with so many other state subsidies, the extent of the subsidy is unknown because courts do not keep the requisite financial records. In theory, the subsidy could range from 100 percent—as in Mexico—to 0 percent. Indeed, lawyers allege that some jurisdictions in the world set fees to cover the actual cost to the state of using its courts to resolve private disputes, but we cannot point to examples with confidence. Furthermore, a case can be made for charging more than 100 percent, thus replacing a subsidy with a tax. Just as congestion tolls are desirable on bridges or—as recently instituted in London—for driving in the central city, so congestion taxes might be desirable for courts.

This section concerns how to set filing fees. The horizontal axis in Figure 10.6 indicates the expected value of the legal claim at the time of filing (*EVC*), and the

**FIGURE 10.6**  
Number of suits filed.





vertical axis indicates the corresponding number of potential plaintiffs. Some potential plaintiffs have valuable legal claims and others have worthless legal claims. The line indicating filing costs ( $FC$ ) partitions the distribution of potential plaintiffs into two groups. For those plaintiffs to the left of  $FC$ , the filing cost exceeds the expected value of the legal claim, so these plaintiffs do not sue. For those plaintiffs to the right of  $FC$ , the expected value of the legal claim exceeds the filing cost, so these plaintiffs sue. Thus, filing costs act as a filter for disputes. High-value disputes pass through the filter and result in lawsuits, whereas low-value disputes are caught by the filter and do not result in suits.

By changing filing costs, officials move the partition in Figure 10.6 and change the value of suits. By raising the fees charged by the court for filing a legal complaint, the authorities shift the boundary in Figure 10.6 to the right and cause the filing of fewer complaints. Thus, the state can increase the minimum value of suits. Alternatively, by lowering the fees, the authorities shift the boundary in Figure 10.6 to the left and cause the filing of more complaints, thus decreasing the minimum value of suits.

How does the filing of complaints relate to social efficiency? The authorities should set the fees charged by the court for filing a legal complaint to minimize the sum of administrative costs and error costs:  $\min[c_a + c(e)]$ . The filing of a complaint imposes the administrative costs of resolving it upon the plaintiff and defendant. As for error costs, consider the perfect remedy for an injury from the viewpoint of existing law. From this viewpoint, the perfect remedy is a resolution on terms equal to the judgment that a court would reach with perfect information about the facts of the case and the law (the perfect-information judgment). The resolution of the dispute on any other terms creates error costs,  $c(e)$ . *The court imposes optimal fees for filing a complaint when the administrative costs of a suit equal the error costs of providing no remedy for the injury in the marginal case.*

The authorities can make calculations to determine whether they should raise or lower the fees for filing a complaint. When making these calculations, the authorities should focus on the marginal case, which is on the boundary between “don’t sue” and “sue” in Figure 10.6. For the marginal case, the filing costs equal the expected value of the legal claim,  $FC = EVC$ . A small increase in the fees charged by courts for filing a legal complaint will cause the marginal plaintiff to drop the suit. Thus, the marginal plaintiff will receive 0 instead of receiving  $EVC$ . The authorities must compare the resulting savings in administrative costs and the cost of the resulting error.

The social value of reducing errors depends upon whether the errors affect production or merely distribution. Errors affect production when they have strong incentive effects upon behavior that causes injury, such as trespassing on property, breaching contracts, or driving carelessly. If errors have large incentive effects upon precaution, then filing fees should be kept low. Conversely, errors affect redistribution when they do not cause changes in the behavior that causes injuries. If errors affect redistribution but not incentives, then economic efficiency requires keeping filing fees high.

Many constitutions give citizens the right to have a trial to resolve their disputes. In some countries such as Mexico and Chile, as we have seen, this right is interpreted to mean that trials should be free to the parties. In America and else-



where, however, the constitutional right to a trial has been interpreted to allow assessing “court costs” against the parties to the dispute. Our model predicts that free trials will result in the filing of more claims than a system with court costs. This prediction is consistent with casual comparison of courts in Mexico, Chile, and the United States, but we know of no statistical research to substantiate this impression. Later in our discussion of appeals we explain that court costs paid by the parties to disputes in America and elsewhere fall short of the full cost to the state of a trial. Ending this subsidy would presumably result in fewer trials in America. In addition we note that the constitutional right of Americans to a jury trial is interpreted to mean that no fee will be charged for a jury trial. American citizens are drafted to serve on juries for nominal compensation. If the true cost of the jury were included in the court fees assessed against the parties, then fewer parties would request a jury trial and more of them would be content to let the judge decide the facts of the case.

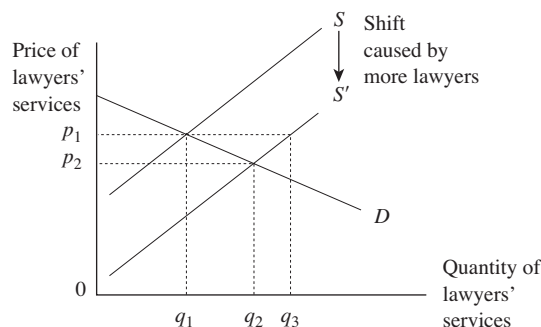
**QUESTION 10.5:** Assume that breach of business contracts strongly influences production, whereas property disputes in divorces affect distribution (but not production). Explain the consequences of these assumptions for setting filing fees at the efficient level in disputes involving business contracts and property disputes in divorces.

## D. Supply of Legal Services

Next, consider how an increase in the number of lawyers affects the filing of legal claims. (In fact, the number of lawyers in the United States has increased rapidly in recent years.) The effect of an increase in the number of lawyers depends upon the organization of the market for legal services, which the bar regulates in all countries. As a benchmark, first consider the effects of an increase in the number of lawyers in a country with relatively lax regulation of the market for legal services. By “lax regulation” we mean that lawyers enjoy much freedom in creating contracts with their clients, as in the United States. In a free market, where supply and demand determine prices, an increase in the number of lawyers

**FIGURE 10.7**

**The effects of more lawyers on the market for lawyers’ services.**





shifts the supply curve out, as depicted in Figure 10.7. The shift in the supply curve from  $S$  to  $S'$  causes the price of lawyers' services to fall from  $p_1$  to  $p_2$ . Thus, the increase in the supply of lawyers lowers the cost of filing suits. A fall in the price of lawyers' services from  $p_1$  to  $p_2$  causes the demand for the services of lawyers to increase from  $q_1$  to  $q_2$ . We conclude that an increase in the number of lawyers may cause more suits to be filed.

To illustrate, the plaintiff's lawyer in some tort cases in the United States receives compensation in the form of a "contingency fee," which means that the lawyer gets a share of the judgment if his client wins and nothing if his client loses.<sup>8</sup> Suppose that the plaintiff expects to win \$1000 with probability .5, and the contingency fee equals .3. Then the expected value of the case to the plaintiff's lawyer equals  $\$1000(.5)(.3) = \$150$ . If the case takes 2 hours to prepare and try, then the lawyer's expected remuneration equals \$75 per hour. Thus, a profit-maximizing lawyer will take the case so long as he or she does not have an alternative that pays more than \$75 per hour. As the number of lawyers increases, the opportunities available to the average lawyer decrease. When the number of lawyers increases, some cases that no lawyer would previously have taken will be brought on a contingency-fee basis.<sup>9</sup>

Some American attorneys say, "Law was a profession, and now it's a business." Increased pressure from market forces has certainly reduced intimacy and comfort among attorneys. As a group, however, lawyers are not passive victims of markets. Like other professional associations, the bar in every country attempts to control the portals of the profession in order to keep the supply of legal services low and the price high. The bar exercises this power primarily by setting high professional qualifications for the right to argue in court or supply other legal services. We predict that success by the bar in limiting the number of lawyers will increase their fees and thus reduce the number of suits.<sup>10</sup>

The proposition that an increase in the number of lawyers causes more suits amounts to the proposition that the bar is not immune from the law of supply and demand. The bar in many countries, however, has insulated itself as far as possible from the market for legal services. For example, in many countries, such as Germany, law rigidly prescribes the minimum price that lawyers can charge for their legal services. When the law prescribes a schedule of fees for legal services, and the fee schedule is enforced effectively, an increase in the supply of lawyers cannot change the fees for legal services. Instead, an increase in lawyers causes more unemployment among them.

<sup>8</sup> Most plaintiffs' lawyers use a sliding scale for contingency fees. A common practice is for the lawyer to take one-third of the plaintiff's award if the case is settled without trial; 40 percent if the plaintiff wins at trial; and 50 percent if a judgment for the plaintiff is affirmed on appeal. The fee scheme may vary from place to place and over time.

<sup>9</sup> Outside of the United States most legal systems do not allow lawyers to take cases on a contingency-fee basis.

<sup>10</sup> The standard reason publicly given for regulating lawyers is to ensure their high quality—not to feather the nests of lawyers. See the Web Note referenced at the end of this section for a summary of some interesting literature on the reasons for and effects of the regulation of the legal profession in a number of different countries.



To demonstrate this fact, assume that the price of legal services is set at  $p_1$  in Figure 10.7 by law. If the supply curve for lawyers is given by  $S$ , then the legal price  $p_1$  has no effect, because it merely confirms the market price. Suppose, however, that the supply curve for lawyers shifts from  $S$  to  $S'$ , while the price of legal services remains equal to  $p_1$ . The demand for lawyers at this price equals  $q_1$ , but after the shift in supply from  $S$  to  $S'$ , the supply of lawyers at price  $p_1$  equals  $q_3$ . The expression  $(q_3 - q_1)$  measures the amount by which supply exceeds demand ("excess supply"), which correlates closely with the number of lawyers who want to work at the price  $p_1$  and cannot find employment.

In fact, young German lawyers sometimes complain of unemployment or underemployment, and the law forbids them to attract clients by charging lower fees. To circumvent the prohibition, young German lawyers may try to attract business by spending more hours on the same legal task that a senior German lawyer would complete quickly, or by supplying extra services for "free." In general, the prohibition of price competition promotes quality competition and secret discounting.

Besides prescribing prices, the law can increase the earnings of lawyers by restricting entry to the bar. In some countries like Brazil, many students study law, and they can easily join the bar after graduating from the university. In other countries like the United States, joining the bar requires special training in a law school after completing university and success in a rigorous examination—the "bar exam." In a few countries like Japan, membership in the bar is very tightly restricted by an exceedingly difficult state examination. Even smart Japanese students who study law for years fail to pass the bar exam. We can interpret Figure 10.7 to predict the effects of these restrictions. An increase in difficulty of the bar exam reduces the supply of members of the bar. The supply curve shifts up from  $S'$  to  $S$ , which causes the number of lawyers to fall from  $q_2$  to  $q_1$ , while their wages rise from  $p_2$  to  $p_1$ .

For another example of how procedural rules influence the rate of litigation, see the box titled "Class Actions."

**QUESTION 10.6:** Price regulation prevents some people from buying a good who value it more than it costs to supply. Apply this proposition to Figure 10.7, assuming that the state sets the price at  $p_1$  and  $S'$  gives the supply.

**QUESTION 10.7:** If most litigation is a costly form of redistribution, then public policy should discourage it for the sake of economic efficiency. Compare the efficiency of the following restrictions on the market for legal services: (a) low damages awarded as compensation for injuries; (b) high fees charged by the court for the filing of a legal complaint; (c) lawyers' fees set by the state at a high level.

**QUESTION 10.8:** Litigation insurance shifts the legal costs of plaintiffs or defendants to insurers. How do you think this insurance would affect the number of suits filed?



**WEB NOTE 10.2**

Please see our website for a summary of some recent literature on the legal profession. We discuss and compare how different countries educate, organize, and regulate lawyers.

**CLASS ACTIONS**

Did you ever write a check for more money than was in your account? Such a check usually “bounces,” and your bank charges you a fee called an “NSF charge” (not-sufficient-funds charge). In California in 1975, Mr. Perdue was charged \$6 by Crocker Bank for writing an NSF check. He sued the bank in a case that eventually went to the California Supreme Court. It costs a lot more than \$6 to pursue a case that far. Mr. Perdue and his lawyers pursued this case because the stakes far exceeded \$6. In fact, Mr. Perdue brought this action not merely on his own behalf but also on behalf of all those account holders at Crocker Bank who paid NSF charges. If successful, Mr. Perdue would recover his \$6 and all the other alleged overcharges made by Crocker Bank against its customers.

When a plaintiff attempts to bring an action on behalf of a class of plaintiffs, the court must decide whether to “certify” a “class” and permit someone like Mr. Perdue to sue on behalf of himself and everyone else in the alleged class. This is a delicate problem because a successful suit by Mr. Perdue will extinguish everyone else’s claims. Once a class action succeeds, the members of the class, most of whom were not even consulted about the case, will have lost their right to sue.

When should a class be certified? Economics suggests that class actions are appropriate when the stakes are large in aggregate and small for any individual plaintiff. In our example, the sum of NSF charges to all account holders at Crocker Bank roughly measured the stakes in dispute, and the stakes for each individual account holder roughly equaled \$6. So, the certification of a class seems appropriate.

Once a class is certified, if the plaintiff who represents the class agrees to a settlement, or if that plaintiff succeeds at trial, damages will be paid by the defendant. These damages must be distributed in such a way that the whole class of plaintiffs benefits, rather than merely the active plaintiff and his or her lawyers, who are naturally inclined to grab a large share for themselves. The courts must decide whether a proposed distribution in a class action is fair. For example, should the active plaintiff’s lawyers, who are often responsible for organizing and initiating the suit, be compensated at their standard billing rate? Or should they receive more than their usual fee in order to compensate them for taking the high risk of losing the suit? Distributing small sums of money to everyone in the class is usually prohibitively expensive. Sometimes the court approves a distribution to some members of the class and the donation of the remaining recovery to a charity that benefits people similar to the members of the class.

In technical terms, class actions ideally consolidate litigation to achieve economies of scale and provide a legal remedy for small injuries that are large in aggregate. (Additionally, class actions are sometimes used to reduce total litigation costs in mass torts, as with asbestos victims or, as we saw in a Web Note in Chapter 9, those harmed by tobacco consumption.)



The potential economic benefits of class actions are clear. But recently, some have raised the possibility that there are economic costs as well. The thrust of the concern is that there are some circumstances in which the court certifies a class of plaintiffs to proceed against a defendant even though the merits of each individual claim are very small (so that the objective likelihood of each individual's prevailing is small). But the risk to the defendant if the class should prevail is so catastrophic that the defendant is, in essence, blackmailed into settling a class action, even though it might have won each individual contest with members of the class.

These are precisely the arguments made by Judge Richard A. Posner in *In the Matter of Rhone-Poulenc Rorer, Inc.*, 51 F.3d 1293 (7th Cir. 1995). The litigation in that case involved a group of about 300 hemophiliacs who alleged that they had become HIV-positive as a result of taking AHF, a clotting agent made by Rhone-Poulenc Rorer, Inc. in the early 1980s. The 300 plaintiffs all had similar enough claims that they sought and received certification as a class from the federal district court. Judge Posner, on appeal, was reluctant to certify the class. Of the 13 individual cases that had been brought at the time of this appeal, 12 had been won by the defendant, and Judge Posner speculated that the defendant would have probably won the vast majority of the remaining individual cases. Nonetheless, he suggested that if the class were to be certified, many more plaintiffs would present themselves, perhaps in the thousands. And in that circumstance Rhone-Poulenc Rorer might be facing \$25 billion in potential liability and, as a result, bankruptcy. "They may not wish to roll these dice. That is putting it mildly. They will be under intense pressure to settle." Judge Posner quoted Judge Henry Friendly as saying, "settlements induced by a small probability of an immense judgment in a class action [are] 'blackmail settlements.'" That is, there are circumstances in which the mere act of certifying a class may be enough to convert low-merit claims into such a high risk of catastrophic failure that the defendant will be impelled to settle.

These concerns about class actions creating settlement pressure may be overblown. See Charles M. Silver, "We're Scared to Death": *Class Certification and Blackmail*, 78 N.Y.U. L. Rev. 1357 (2003). But Congress found the concerns compelling enough to pass the Class Action Fairness Act of 2005, which expanded federal jurisdiction in class certifications and imposed restrictions on attorneys' fees in class actions.

Most other countries, including those of the European Union, have not allowed class action litigation. That may be changing; the EU appears to be poised to allow class action litigation.

**QUESTION 10.9:** Explain the effects of class actions on the number of suits, using our distinction of causes, into (1) injuries, (2) filing costs, and (3) expected value of the legal claim.

## E. Agency Problem

Recall that we built the theory of contracts in Chapter 6 upon the "agency game." In this game, the principal decides whether to put a valuable asset under the control of the agent, and the agent decides whether to cooperate or appropriate. In a legal dispute, the plaintiff puts a legal claim under a lawyer's control. The lawyer can serve the client or exploit the client. Consequently, the market for legal services is an agency game. The lawyer provides his or her client with advice, and the lawyer provides effort to win the case. We will consider the lawyers' incentives for providing information and effort to their clients.



First, consider the lawyer's incentives to work on a case. As explained in Chapter 6, the agency relationship is efficient from the viewpoint of the principal and agent when the parties maximize their joint payoffs. To maximize the joint payoffs, the lawyer should work on the case until the marginal cost equals the marginal benefit for both parties. The marginal cost of the lawyer's time spent on a suit equals its value in the best alternative use ("opportunity cost"). The marginal benefit to the client equals the resulting increase in the expected value of the client's legal claim (or decrease in the expected value of the client's legal liability).

Devising a contract to achieve this ideal is notoriously difficult. Contracts with lawyers usually focus upon three variables: (1) time spent working, (2) services performed, and (3) outcome of the dispute.<sup>11</sup> In many cases, the lawyers bill by the hour (or rather the minute<sup>12</sup>). Hourly billing causes lawyers to externalize the cost of working on a case, which gives them an incentive to devote too much time to it. Lawyers also bill by the service performed (so many dollars for filing a complaint, so many dollars for arguing the case in court, so many dollars for an appeal, and so forth). Fee-for-service contracts cause lawyers to internalize the cost of additional time spent on the service and to externalize the benefit, which gives lawyers an incentive to devote little time to performing many services. With contingency fees, the plaintiff's lawyer receives a share of the outcome, such as one-third of the settlement or judgment.<sup>13</sup> When working for a contingency fee of one-third, the lawyer internalizes the cost of additional time spent on the service and internalizes one-third of the resulting benefit.

Second, consider the lawyer's incentive to provide information. Imagine that a plaintiff consults a lawyer to find out whether the cost of filing a complaint exceeds the expected value of the resulting legal claim, as depicted in Figure 10.6. A truthful answer may not maximize the lawyer's expected payoff. A lawyer who is paid by the hour, or a lawyer who is paid for services performed, may exaggerate the expected value of the legal claim in order to induce the client to pay for filing a complaint.

<sup>11</sup> Other alternatives that we do not discuss are to hire a full-time lawyer ("in-house counsel") or to purchase liability insurance.

<sup>12</sup> Joke: A businessman receives a bill from his lawyer that reads: "Crossed street to see client. Thought it was you. \$50."

Joke: A sociologist studying longevity found that the average lawyer lives twice as long as the average doctor and three times as long as the average school teacher. Life span for lawyers was computed using billing hours.

<sup>13</sup> If the *defendant's* lawyer took the case on a one-third contingency, the defendant would pay his lawyer a flat fee at the beginning of the suit, and the defendant's lawyer would agree to pay a proportion of trial judgment or settlement. For example, the defendant might pay a flat fee of \$5000 and the defendant might agree to pay two-thirds of the judgment. (The defendant's lawyer would agree to pay the remaining one-third.) Thus, if the case ended in a judgment of \$10,000, the defendant's net costs would equal \$5000 + \$6667, and the net gain of the defendant's lawyer would equal \$5000 - \$3333. Where allowed by law, contingency fees are common for the plaintiff's lawyer, but not for the defendant's lawyer. We know of no cases where the defendant's lawyer actually had a contingency contract.



Alternatively, a lawyer who is paid a contingency fee has an incentive to mislead in the opposite direction. Imagine that a plaintiff consults a lawyer to find out whether he will take the case on a one-third contingency. Under this contract, the lawyer internalizes all the cost of filing the complaint, and the lawyer internalizes one-third of the expected value of the claim. Therefore, the lawyer may refuse to take the case, even though the expected value of the claim exceeds the filing costs.

Notice that this incentive problem would be solved if the lawyer took the case on a “100 percent contingency.” With a 100 percent contingency, the lawyer internalizes the cost of working on the case and the lawyer also internalizes 100 percent of the pay-off from a settlement or judgment. A “100 percent contingency” means that the lawyer keeps the full value of a settlement or judgment; in effect, the client sells the claim to the lawyer. A competitive market for the sale of legal claims would solve the incentive problem for lawyers, but the law prohibits such transactions everywhere.<sup>14</sup>

In markets with lax regulation like the United States, lawyers and their clients have scope to design their own contracts. Thus, the plaintiff’s lawyer might charge by the hour for some activities, charge fixed fees for other services, and also take a contingency. In tightly regulated legal markets like Germany, the state may prescribe the fees for services performed, limit additional fees for time spent on the case, and prohibit contingency fees. In addition, some countries like Britain have a “split bar,” which means that the client deals with one lawyer (the “solicitor”), and the client’s lawyer chooses another lawyer (the “barrister”) to argue the case in court.<sup>15</sup> The wide variation in solutions to the agency problem by different countries reflects its difficulty, as well as reflecting the political power of an ancient profession.

In general, the agency problem between lawyer and client has two causes: asymmetric information and randomness. The lawyer knows much more about the law than the client, and the client usually knows more about the facts of the case than the lawyer. Furthermore, the case’s outcome depends on random events such as the assignment of a judge and the availability of a witness. Randomness prevents the client from inferring the lawyer’s performance from the cases’ outcomes.

To overcome these problems, people often choose lawyers based upon reputation and long-run relationships, in which there may be substantial mutual trust. (Recall the demonstration in Chapter 6 that long-run relationships solve agency problems.) Reputation explains why established law firms command a premium for their services. The growing importance of reputation may also explain the steady increase in the size of law firms in many countries. Large firms are the “brand names” that stand for quality in legal services. However, many countries create obstacles to retard the growth of “brand names” in law. For example, some countries prohibit law firms from naming themselves after anyone not currently working in the firm, so the firm’s name has to change with the retirement of senior

<sup>14</sup>The common law prohibition is called “champerty.” If the lawyer buys the legal claim, a new incentive problem arises: the plaintiff has no incentive to cooperate or testify. (We discussed a market for unmaturing tort claims in a box in Chapter 9.)

<sup>15</sup>England is in the process of abolishing this distinction.



partners. Furthermore, most countries restrict or prohibit advertising by lawyers, so lawyers cannot build a reputation by broadcasting their accomplishments.<sup>16</sup>

**QUESTION 10.10:** From an economic viewpoint, restrictions on advertising by lawyers look like a device used by the bar to limit competition. (Such advertising restrictions broke down in America, not because they violated antitrust laws, but because the courts found them to violate the constitutional right of free speech.) From an economic viewpoint, is advertising by lawyers any different from advertising by other professionals, such as accountants or insurers?

**QUESTION 10.11:** Contingency fees:

- a. If the plaintiff is more averse to risk than his or her lawyer, would this fact incline the client to prefer a contingency fee or an hourly fee?
- b. Under a contingency fee, the plaintiff bears none of the lawyer's costs of a trial. Consequently, the plaintiff can take a hard position in bargaining over a settlement. Explain why the plaintiff's lawyer might also benefit from this commitment to hard bargaining.
- c. Contingency fees are common for the plaintiff's lawyer in America, but not for the defendant's lawyer. Under a contingency fee contract, the defendant would pay a fixed amount to a lawyer at the beginning of the legal process and the lawyer would receive a fraction of the trial judgment. Are the incentive effects of contingency fees the same for the plaintiff's lawyer and the defendant's lawyer?

#### WEB NOTE 10.3



For more on the economics of contingency fees, see our website.

### III. EXCHANGE OF INFORMATION

Having analyzed the filing of a complaint, we now consider the next stage in a legal dispute, as depicted in Figure 10.1.

#### A. Bad News Is Good for Settlements

After the plaintiff complains and the defendant responds, the two parties try to resolve their dispute before it leads to a trial. Why do some complaints end up being tried rather than settled? It might seem on first impression that trials, being

<sup>16</sup>One of the authors was in the People's Republic of China in the late 1980s when the government authorized the first private law firms in Shanghai in 40 years. Those firms were named "Shanghai People's Law Firm Number 1," "Shanghai People's Law Firm Number 2," and so on. Today law firms in the PRC frequently bear the names of the founders.



so costly, would not occur unless someone behaves irrationally. Like many first impressions, this one is wrong. Game theory explains why rational bargainers sometimes fail to settle their disputes and end up in trial. Although there are several strands of the argument, the simplest explanation is that trials occur because the parties have different expectations about the value of a trial: the plaintiff expects a large judgment at trial, and the defendant expects a small judgment at trial. In these circumstances, the parties are *relatively optimistic*. Given relative optimism, the plaintiff demands a large settlement, and the defendant offers a small settlement, so the parties cannot agree on the terms for settling out of court.

To illustrate this fact concretely, assume that a bus collides with a pedestrian. The bus company admits fault, but the parties disagree over damages. The bus company, which believes that the pedestrian suffered minor injuries, predicts that a trial will cost it \$1000 and result in a judgment of \$1500, thus costing a total of \$2500. The pedestrian, who actually suffered a serious injury requiring surgery, predicts that a trial will cost \$1000 and result in a judgment of \$15,000, thus resulting in a net gain of \$14,000. The bus company's false optimism about trial will cause it to reject any settlement on terms acceptable to the pedestrian.

We will explain more abstractly how divergent expectations of the parties affect their ability to settle out of court. When the two parties try to settle out of court, the plaintiff's demand reflects the expected value of the legal claim as computed in Figure 10.2. The plaintiff usually rejects an offer by the defendant that falls short of the expected value of the legal claim.<sup>17</sup> To illustrate by the preceding example, the plaintiff will reject an offer to settle for less than \$14,000.

Turning from the plaintiff to the defendant, the defendant's offer reflects the expected value of his or her legal liability. The defendant usually rejects a demand by the plaintiff that exceeds the expected value of the legal liability. To illustrate by the preceding example, the defendant will reject a demand to settle for more than \$2500. *If the plaintiff's expected value of the judgment at trial (which is an element in the expected value of the legal claim) exceeds the defendant's expected value of the judgment at trial (which is an element in the expected cost of liability), we say that the parties are relatively optimistic.*

Relative optimism about trial makes settlement out of court difficult. (A strict proof comes later.) Conversely, settling out of court is easy when plaintiffs believe they can win far less at trial than defendants believe they will lose. To illustrate this fact concretely, we revise the numbers in the bus-pedestrian example to reflect relative pessimism, not relative optimism. Assume as before that a bus collides with a pedestrian, the bus company admits fault, and the estimates of damages by the two parties diverge to reflect pessimism about trial. The bus company, which knows that the pedestrian had surgery, believes that a trial will cost it \$1000 and result in a judgment of \$15,000, thus costing a total of \$16,000. The pedestrian knows that the surgery corrected a pre-existing condition, not an injury caused by

<sup>17</sup>We say "usually" because, recall, we are talking about expected *values*, not expected *utilities*. It is possible that a risk-averse plaintiff will accept a settlement offer that is less than the expected value of the legal claim. Similar reservations may be made about the defendant's behavior.



the accident. Therefore, the pedestrian predicts that a trial will cost \$1000 and result in a judgment of \$1500, thus resulting in a net gain of \$500. The bus company's false pessimism about a trial will cause it to accept a settlement offer of, say, \$10,000, which far exceeds what the pedestrian believes can be had at trial. As long as the bus company remains ignorant of the facts, the case should settle out of court.

In many suits, the defendant knows less than the plaintiff about the extent of the injury, and the plaintiff knows less than the defendant about the extent of the defendant's precautions against the accident. If the defendant overestimates the plaintiff's injury, and the plaintiff overestimates the defendant's precaution, then both parties are relatively pessimistic, so settlement is easy. Conversely, if the defendant underestimates the plaintiff's injury, and the plaintiff underestimates the defendant's precaution, then both parties are relatively optimistic, so settlement is difficult.

The expected value of the legal claim diverges for the parties because of *private* (or *asymmetric*) *information*, which means valuable information (what lawyers call "material information") possessed by one party and not possessed by the other. When relative optimism initially prevents the parties from settling out of court, they may be able to correct the relative optimism before trial and then settle. In other words, transmitting bad news is good for settlements.

## B. Bad News Is Free

The parties to a legal dispute exchange some private information voluntarily, without the law's requiring it. Voluntary pooling of information occurs informally through discussions between the parties, and it also occurs formally, as when the judge holds a pretrial conference in which the parties are asked to discuss their predictions about what will happen at trial. In the first stage of a European trial, where the plaintiff gives proofs to support the complaint, and the defendant replies to the alleged proofs, the parties exchange information before the judge. In the United States, the exchange of information between the parties prior to trial does not usually occur before the judge.

In addition to the voluntary exchange of information, some pooling of information is compulsory. For example, the law may require the party making a complaint to tell the other side what it will prove in court in the event that a trial occurs. In the United States, the law compels each side to answer questions about the case asked by the other side. This practice is called *discovery*, because one party has the right to discover certain facts known to the other party. In the European process of proving the facts, however, neither party has a general right to information that the other party will not reveal voluntarily. Thus, American discovery has a stronger element of compulsory revelation of facts than European proving of the facts.

We will ask two questions about the relationship between voluntary and involuntary pooling of information. First, "Does the voluntary pooling of information promote settlements out of court?" Second, "Does involuntary pooling of information promote more settlements beyond the number achieved by voluntary pooling?"



In general, *the parties tend to disclose information voluntarily before trial to correct the other side's relative optimism, thereby promoting settlements.* In other words, bad news is free. To see why, return to the bus example, in which a bus collides with a pedestrian, the bus company admits fault, and the bus company mistakenly believes that the pedestrian suffered a minor injury. The bus company predicts inaccurately that a trial will cost it \$1000 and result in a judgment of \$1500, and the pedestrian predicts accurately that a trial will cost \$1000 and result in a judgment of \$15,000. A settlement could save each party \$1000 in trial costs. However, the bus company's false optimism about a trial will cause it to reject any settlement on terms acceptable to the pedestrian. Knowing these facts, the pedestrian has an incentive to correct the bus company's false optimism by revealing the extent of the injuries. By doing so, the pedestrian can probably enable the parties to settle and save the costs of a trial, which will benefit both of them.

We will state the conclusion of this example more abstractly. As explained, trials occur when the parties are relatively optimistic about their outcome, so that each side prefers a trial rather than settlement on terms acceptable to the other side. When the parties are relatively optimistic, at least one of them is uninformed. Pooling of information before trial that reduces relative optimism promotes settlements. Furthermore, by revealing private information to correct the other side's false optimism, the party making the disclosure increases the probability of settling on more favorable terms. Thus, efficiency (save costs of trial) and redistribution (strengthen your bargaining position) provide incentives to voluntarily disclose facts correcting the other side's false optimism.

Similarly, *the parties tend to withhold information that would correct the other side's relative pessimism, thereby promoting settlements.* To see why, return to the preceding example, but assume that the bus company's mistaken belief is pessimistic: the bus company, which knows that the pedestrian had surgery and mistakenly attributes its cause to the bus accident, believes that a trial will cost it \$1000 and result in a judgment of \$15,000, whereas the pedestrian, who knows that the surgery corrected a pre-existing condition, predicts that a trial will cost \$1000 and result in a judgment of \$1500. The bus company's false pessimism about a trial will cause it to accept a settlement offer that far exceeds what the pedestrian would win at trial. As long as the bus company remains ignorant of the facts, the case should settle out of court. Knowing these facts, the pedestrian has an incentive to withhold information about the true extent of the injury.

We will state the conclusion of this example more abstractly. Settlements occur when the parties are relatively pessimistic about the outcome of a trial, so that each side prefers a settlement rather than risking a trial. When the parties are relatively pessimistic, at least one of them is uninformed. By revealing private information to correct the other side's false pessimism, the disclosing party makes worse the terms that the other party would accept to settle out of court. These facts provide a strong incentive to withhold information that would correct the other side's false pessimism.

We have explained that voluntary pooling of information tends to correct false optimism and to leave false pessimism uncorrected, which promotes settlements out of court. This conclusion relates to our discussion of asymmetric information



in contracts in Chapter 7. We argued that people often value goods differently because they possess different information. Even so, they usually capture all the potential gains from trade through free exchange. Similarly, parties to a suit usually exchange information voluntarily and thus avoid the waste of litigation costs.

Now we turn to involuntary disclosure, which occurs when one party discovers information withheld by the other party. As explained, the information withheld is the mirror image of the information voluntarily disclosed: parties withhold information that would correct the other side's false pessimism. Discovery tends to uncover the information that was withheld, thus correcting false pessimism. Correcting false pessimism decreases the likelihood that someone will make unnecessary concessions when bargaining. In general, *the parties tend to discover information that corrects their relative pessimism, thereby causing them to demand better terms to settle out of court.*

To illustrate, return to the example of the bus company that believes incorrectly that a trial will result in a large judgment, whereas the pedestrian knows that a trial will result in a small judgment. The bus company's false pessimism about a trial will cause it to accept a settlement offer that far exceeds what the pedestrian would get at trial. If the bus company discovers the truth, it will save itself a lot of money by demanding better terms to settle out of court.

When parties discover information withheld by the other party, the pooling of information reduces uncertainty and suspicion, which makes settling out of court more likely. However, discovering information that causes someone to demand better terms makes settling out of court less likely. Given these contradictory tendencies, it is uncertain whether discovery increases or decreases settlements beyond the number achieved by voluntary disclosure.



### LOSS AVERSION, REGRET AVERSION, AND TRIALS

An alternative (or supplemental) explanation to our relative optimism explanation for litigation is the presence of "loss aversion." This is a view of behavior under uncertainty developed by Daniel Kahneman and the late Amos Tversky on the basis of extensive empirical work.<sup>18</sup> The relevant gist of this view is that in making decisions about choices involving risk, people tend to "frame" results as gains or losses from their current situation and that they tend to be risk-averse with respect to gains and risk-seeking with respect to losses. Suppose that someone is put to the following choice:

1. a sure gain of \$50, or
2. a gamble in which there is a .5 probability of gaining \$100 and a .5 probability of gaining nothing.

<sup>18</sup>See Daniel Kahneman & Amos Tversky, *Prospect Theory: An Analysis of Decision Under Risk*, 47 *ECONOMETRICA* 263 (1979). Professor Kahneman won the Nobel Prize in Economics in October 2002.



Both choices have an expected value of \$50, and most people prefer the sure gain to the gamble.

However, suppose that someone is put to a choice between the following:

1. a sure loss of \$50, or
2. a gamble in which there is a .5 probability of losing \$100 and a .5 probability of losing nothing.

Both choices have an expected value of  $-\$50$ , and most people prefer the gamble to the sure loss.

Recently, Jeff Rachlinski has argued that this observation has important implications for a theory of litigation.<sup>19</sup> In choosing between trial and settlement, plaintiffs may frame the choice as one between the certain gain of a settlement and the probabilistic gain of a successful trial. If most plaintiffs are risk averse, then they will prefer settlement to litigation. However, defendants may view the choice as one between the certain loss of a settlement and the probabilistic loss from a trial. To the extent that most defendants are loss averse—that is, risk-seeking with respect to losses—they will prefer litigation to settlement.

Chris Guthrie has suggested a psychological reason why settlements might occur more often than logical reasons suggest. Litigants who settle will never know what they might have obtained at trial, so they will feel no regret. Litigants who proceed to trial, however, might feel regret if they reject a settlement offer that proves better than the trial outcome. He predicted, consequently, that many litigants will choose settlement over trial so as to avoid feelings of regret. (See *Better Settle Than Sorry: The Regret Aversion Theory of Litigation Behavior*, 1999 U. ILL. L. REV. 43.)

He tested this hypothesis in two empirical studies in which participants had to decide whether to settle or sue. One group made their choice in a “traditional” jurisdiction, defined as one in which “the litigant will not learn what would have happened at trial if she settles the case.” In a traditional jurisdiction, settlement thus precludes the possibility of regret. The other group made their choices in a “regret jurisdiction,” defined as one in which “the judge is required, upon learning that the parties have reached an out-of-court settlement, to inform the parties of what he would have awarded” had they gone to trial. In a regret jurisdiction, the parties can feel regret regardless of whether they settle or litigate. Professor Guthrie predicted, and his statistics confirmed, that litigants in a traditional jurisdiction would settle more often than litigants in a regret jurisdiction.

These differences between the manner in which parties to a dispute frame their choices may complicate the process of litigation versus settlement. Can you suggest how our analysis in these sections of the chapter might be accommodated to take account of defendants’ loss aversion?

<sup>19</sup>Gains, Losses, and the Psychology of Litigation, 70 So. CAL. L. REV. 113 (1996).

### C. United States vs. Europe

Different countries and jurisdictions have different rules about discovery. The most extensive and elaborate discovery occurs in the United States. Long before a trial begins in America, each side must reveal the basic arguments that it plans to use in trial, the evidence supporting these arguments, the names of witnesses, and the general nature of the testimony that witnesses will supply. The failure to



disclose arguments or evidence may cause the judge to prevent their use in a trial. Further, the American rules of procedure entitle each side to discover any evidence possessed by the other side that has material relevance to the case, such as inspecting physical objects, reading documents, and deposing witnesses. The discovery of new facts can radically alter the course of the legal dispute.

Unlike the United States, most European countries have little or no discovery. Several practical reasons account for this difference in procedures. In America, a party to a suit has a constitutional right to request a trial by jury. Serving on a jury takes its members away from their jobs and other activities. The court tries to minimize the disruption of jurors' lives by making the parties prepare extensively before the trial, and then proceeding from beginning to end of the trial without interruption. In contrast, European countries seldom use juries to decide civil cases. Delays and interruptions in proceedings inconvenience judges less than juries, so European trials often pause and resume several times before reaching an end. American trials are like performing a play from the first act to the final act, whereas European trials are like filming a movie in segments with pauses in between.

Another difference concerns the role of the judge. In the civil tradition of Europe, the judge takes an active role in developing arguments and exploring evidence (called an "inquisitorial procedure"). Indeed, the judge may not allow the lawyers to examine witnesses or scrutinize certain evidence before the trial. Unprepared witnesses are more candid and reveal many facts inadvertently. In the common law tradition, however, the judge takes a more passive role. Instead of directing the case, the common law judge referees a contest between opposing attorneys (called an "adversarial procedure"). In America, the judge expects the lawyers to develop the arguments and explore the evidence *before* the case comes to trial. Preparation improves the quality of the argument, and a prepared witness goes directly to the point of his or her testimony.

#### D. Minimizing Social Costs

Now we relate our contrast between voluntary and involuntary pooling of information to the objective of minimizing the sum of administrative costs and error costs. The voluntary pooling of information avoids trials, and avoiding trials saves administrative costs. Furthermore, the voluntary exchange of information corrects some miscalculations that cause the terms of a settlement to diverge from the expected trial judgment. Narrowing the gap between the terms of the settlement and the expected trial judgment usually reduces error costs. (More on this later.) Therefore, *the voluntary pooling of information usually reduces both components of social costs: administrative costs and error costs.*

The effects of *compulsory* pooling of information on social costs are more ambiguous. First consider the effect of discovery on administrative costs. As explained above, game theory does not generally predict whether discovery encourages or discourages settlements. In the event of a trial, discovery prior to trial often simplifies the arguments and proofs made during trial. However, it is uncertain whether discovery reduces the cost of trials by an amount commensurate with the



cost of discovery itself.<sup>20</sup> Current research does not permit us to conclude whether discovery reduces administrative costs.



### DISCOVERY ABUSE: THE PROCESS IS THE PUNISHMENT

Suppose that you had the legal power to require someone to bear the expense of supplying you with enough documents to fill a railroad boxcar. In complex legal disputes in America, the legal right to discovery sometimes gives such powers to one of the parties. One party can require the other to deliver a boxcar of documents, provided that they are materially relevant to the suit and compliance is not unduly burdensome [FEDERAL RULES OF PROCEDURE, Rule 26(b)(1)].

Unlike current federal law, economics provides a clear account of discovery abuse and its remedy. From an economic perspective, abuse occurs when the cost of making and complying with a discovery request exceeds the expected value of the information to the requesting party. The cost of making and complying with a request for documents equals the cost of formulating the request, finding the documents, examining all of them, and reproducing and delivering some of them. The expected value of the information to the requesting party equals the expected increase in the value of the legal claim caused by the evidence obtained from the documents.

Under current U.S. law, the plaintiff pays most of the cost of *making* a discovery request, and the defendant pays much of the cost of *complying* with it. Externalizing compliance costs provides an incentive for discovery abuse. To illustrate, assume that the plaintiff spends \$500 to make a discovery request, and the defendant spends \$2000 to comply. The total cost of the request to both parties equals \$2500. Assume that the plaintiff expects the request to produce evidence increasing the value of the legal claim by less than \$1500. Because the plaintiff pays \$500 to obtain an expected payoff of \$1500, the plaintiff has a strong incentive to make the request. Because the cost (\$2500) exceeds the expected benefit (\$1500), the request is abusive. Thus, current U.S. law gives strong incentives for discovery abuse.

Notice that the incentive for abuse would disappear if the plaintiff had to pay the defendant's cost of compliance, thus internalizing the full cost of the discovery request. Discovery illustrates a general proposition: *People can use legal procedures to abuse others whenever one party has the right to request a procedure and the other party must bear part of the cost of complying with the request. Furthermore, shifting the cost of compliance to the party making the request eliminates the incentive for abuse.*

Now we turn to error costs. Discovery, as we saw above, corrects some miscalculations that cause the terms of a settlement to diverge from the expected trial judgment. Because discovery narrows the gap between the terms of settlement and the expected trial judgment, we conclude that *discovery usually reduces error*.

<sup>20</sup>Discovery is a cheaper process than litigation; therefore, discovering facts prior to trial is cheaper than finding the same facts in trial. However, discovery is more certain to occur than trials. Consequently, postponing the compulsory disclosure of facts until trial implies the possibility that a settlement will completely avoid this cost.



In summary, the involuntary pooling of information reduces one component of social costs (error costs) but may not reduce the other (administrative costs).

**QUESTION 10.12:** Example 4 at the beginning of this chapter concerns whether a judge should order a divorcing couple to attempt mediation before beginning a trial. Assume that false optimism causes trials and predict whether compulsory mediation would cause more disputes to be settled without trial.

**QUESTION 10.13:** Assume that discovery increases the optimism of plaintiffs and thus increases the value of their legal claims. Explain the consequences for the number of claims filed.

**QUESTION 10.14:** Trial procedures are formal and involve a lot of people, whereas discovery procedures are relatively informal and involve relatively few people. Consequently, discovering a fact before trial is cheaper than finding it during trial. Most trials, however, are averted through an out-of-court settlement. As a result, if the parties postpone finding a fact until trial, they may avoid the cost completely. To appreciate this trade-off between cost and certainty, consider a numerical problem. Let  $x$  denote the ratio of the cost of finding a fact during the trial and the cost of discovering the fact before trial. Assume that the probability of a settlement out of court equals .9. How large must  $x$  be in order for the expected cost of finding the fact at trial to exceed the cost of discovering it before trial?

**QUESTION 10.15:** Discovery increases deliberation, which improves the quality of argument. However, discovery reduces spontaneity, and spontaneous answers by witnesses are sometimes more revealing than considered answers. ("When desperate, tell the truth.") A complete economic theory of discovery would thus model the trade-off between deliberation and spontaneity in revealing the truth. Describe some considerations that you think would go into modeling this trade-off.

#### IV. SETTLEMENT BARGAINING

Having analyzed the exchange of information, we move to the next stage in Figure 10.1, which concerns bargaining to attempt to settle out of court. Unlike the other stages, procedural law does not prescribe a time for bargaining to settle disputes. Rather, bargaining can occur at any time in the legal process. We place bargaining at the stage just before trial in Figure 10.1 because bargaining often intensifies before the beginning of an expensive legal process in an attempt to avoid it. However, bargaining may well continue after a trial has begun and even while the jury is deliberating.

Most disputes are resolved without resorting to trial. Estimates suggest that less than 5 percent of civil disputes filed actually require the commencement of a



trial in order to resolve them.<sup>21</sup> Bargaining is more important than trials for the resolution of most disputes. However, bargaining occurs *in the shadow of the law*. In other words, expectations about trials determine the outcomes of bargains.

### A. Settlements Replicating Trials

We begin by reviewing the elements of bargaining theory as developed in Chapter 4. In a bargaining situation, the parties can cooperate, or each party can act on its own without the other party's cooperation. The joint payoff from cooperating exceeds the sum of individual payoffs from not cooperating. In order to induce someone to cooperate, the party must receive at least as much as can be obtained by not cooperating, which is called a *threat value*. The sum of the threat values equals the *noncooperative value* of the game. The difference between the joint payoff from cooperating and the noncooperative value of the game equals the *cooperative surplus*. In order to cooperate, the parties must agree about dividing the cooperative surplus. An equal division of the surplus is *reasonable*. The rational pursuit of narrow self-interest, however, does not guarantee that the parties will be reasonable, so they may not agree, or they may reach an unreasonable agreement.

Now we apply these concepts to settlement bargaining in a civil dispute. (We already did so briefly in the box in Chapter 4 titled "A Civil Dispute as a Bargaining Game.") In a civil dispute, an agreement to settle out of court can replicate any judgment that the court would have reached after a trial. To illustrate by a divorce, suppose the court concludes after a trial that the parties should sell the house and divide the proceeds equally, and custody of the children should be divided between husband and wife in the proportions 40 percent and 60 percent. If the parties had agreed to these terms without a trial, the judge would have accepted the agreement and enforced it. Thus, a settlement could achieve the same outcome as a trial, and the parties would save the cost of litigation. The savings in the cost of a trial could have been divided between the parties, making both of them better off. For any trial, a settlement usually exists that makes both parties better off; so, trials are usually inefficient.

Exceptions to this generalization about efficiency sometimes occur, as when one side wants the publicity of a trial, or when one side wants to create a precedent by winning on appeal. We need not concern ourselves with these exceptions now.

A settlement out of court is a cooperative solution, and a trial is the noncooperative solution. The difference between the joint payoffs from a settlement and the sum of the individual payoffs from a trial equals the cooperative surplus. A reasonable settlement divides the cooperative surplus equally. We show how to calculate these values using Figure 10.4a. According to that figure, the plaintiff

<sup>21</sup> See Galanter, *Reading the Landscape of Disputes: What We Know and Don't Know (and Think We Know) About Our Allegedly Contentious and Litigious Society*, 31 UCLA L. REV. 40, 44 (1983). However, a more careful disaggregation of data reveals a complicated picture. Erhard Blankenberg found that the ratio of settlement to judgment in Germany was 10 to 1 for traffic accidents, but only 2.7 to 1 for debt collection, 2.4 to 1 for disputes over service contracts, and 1.7 to 1 for disputes about rental contracts. See Blankenberg, *Legal Insurance, Litigant Decisions, and the Rising Caseloads of Courts: A West German Study*, 16 LAW & SOC. REV. 619 (1981–1982).



expects to win \$100 at trial with probability .5, and to lose with probability .5. Win or lose, the trial will cost the plaintiff \$20. If the plaintiff loses, he will not appeal, because the expected value of an appeal is negative, according to Figure 10.4a. Therefore, the plaintiff's expected value of trial equals \$30. Because a trial requires no cooperation from the other party, the plaintiff's expected value of trial equals his threat value.

To develop this example into a bargaining problem, we must also describe the defendant's expected value of trial. Assume that the defendant is the mirror image of the plaintiff: the defendant expects to lose \$100 at trial with probability .5, and to win with probability .5. Win or lose, the trial will cost the defendant \$20. If the defendant loses, she will not appeal, because we assume that the expected value of an appeal is negative. We compute the defendant's expected value of trial as follows:

$$.5(-\$100) + .5(\$0) - \$20 = -\$70.$$

Because a trial requires no cooperation from the other party, defendant's expected value of trial equals her threat value.

The sum of the threat points equals the noncooperative value of the game:

$$\text{noncooperative value} = \$30 - \$70 = -\$40.$$

If the parties settle out of court, the plaintiff will receive the settlement, denoted  $S$ , and the defendant will lose  $S$ . In addition, each side will pay settlement costs equal to \$1. Thus, we compute the cooperative value of the game as follows:

$$\text{cooperative value} = +\$S - \$1 - \$S - \$1 = -\$2.$$

Finally, the cooperative surplus equals the difference between the noncooperative value of the game and its cooperative value:

$$\text{cooperative surplus} = -\$2 - (-\$40) = \$38.$$

Notice that the cooperative surplus equals the difference between the joint costs of settling ( $-\$2$ ) and the joint costs of litigating ( $-\$40$ ). Thus, the savings in transaction costs from settling creates the cooperative surplus.

Now let us compute the reasonable settlement of this dispute. A reasonable settlement gives each party a payoff equal to his or her threat value plus an equal share of the surplus. The plaintiff's threat value equals \$30. Half of the surplus equals \$19. Therefore, a reasonable settlement gives the plaintiff a payoff equal to \$49. To achieve this payoff, the defendant should pay \$50 to the plaintiff, and then the plaintiff must pay settlement costs equal to \$1, leaving the plaintiff with a net gain of \$49.

Now we repeat this computation for the defendant. The defendant's threat value equals  $-\$70$ . Half of the surplus equals \$19. Therefore, a reasonable settlement gives the defendant a payoff equal to  $-\$70 + \$19 = -\$51$ . To achieve this payoff, the defendant should pay \$50 to the plaintiff, and then the defendant must pay settlement costs equal to \$1.

Now we relate the reasonable settlement to the expected judgment. The *expected judgment* from a trial equals the actual judgment multiplied by its probability. In Figure 10.4a, the expected judgment from the trial equals  $(.5)(\$100) = \$50$ .



The reasonable settlement also equals \$50. Thus, the reasonable settlement replicates the expected judgment in this example.

Recall our simple measure of social costs as the sum of administrative costs and error costs. When the settlement replicates the expected judgment, a settlement uses lower transaction costs to achieve the result as expected at trial. Thus, the administrative costs are lower and the error costs are the same. Therefore, *a settlement that replicates the expected judgment at trial usually reduces social costs*. Given this fact, the law should encourage settlements that replicate the expected judgment. By doing so, the law can achieve the same results as trials while lowering social costs.

This important conclusion raises the question, “When does the reasonable settlement equal the expected judgment at trial?” The preceding example produces this result because the defendant is the mirror image of the plaintiff. In general, *the reasonable settlement equals the expected judgment at trial when (1) the plaintiff and defendant have the same expectations about the trial, and (2) the plaintiff and defendant bear the same transaction costs to resolve the dispute*. We will develop an example to show the truth of this proposition, which is fundamental to the analysis and design of legal procedures.

## B. No Settlement

Earlier we explained that relative optimism causes trials. Let us use bargaining theory to develop this argument. Consider how the reasonable solution changes in the preceding example if the expectations about trial diverge for the two parties. To keep the example simple, assume that the plaintiff expects to win at trial with probability .8. Consequently, the plaintiff’s subjective threat value equals

$$.8(\$100) + .2(\$0) - \$20 = \$60.$$

The defendant’s expectations remain unchanged, so she expects to lose \$70 at trial. We compute the cooperative surplus as follows:

$$\begin{aligned}\text{cooperative surplus} &= \text{cooperative value} - \text{noncooperative value} \\ &= +\$5 - \$1 - \$5 - \$1 - (\$60 - \$70) \\ &= -\$8.\end{aligned}$$

A reasonable settlement gives the plaintiff a payoff equal to his threat value plus an equal share of the surplus:  $\$60 + \$4 = \$64$ . For the plaintiff to receive a net payoff of \$64, the defendant should settle for \$65, from which the plaintiff will pay \$1 in settlement costs. (Can you show that \$65 is also a reasonable settlement from the defendant’s viewpoint?<sup>22</sup>)

In this example, the plaintiff expects to win at trial with probability .8, whereas the defendant expects to lose at trial with probability .5, so the plaintiff is relatively optimistic. Notice that the plaintiff’s relative optimism reduced the cooperative

<sup>22</sup>The defendant’s subjective threat value equals  $-\$70$ ; half the surplus equals \$4; so the defendant’s payoff when settling should equal \$66. To achieve this payoff, the defendant pays \$65 to the plaintiff, and he pays settlement costs of \$1.



surplus from \$40 to \$8. *If relative optimism reduces the cooperative surplus below zero, then settlement cannot occur.*

To illustrate this fact, assume that the plaintiff expects to win at trial with probability .95. Consequently, the plaintiff's *subjective* threat value equals

$$.95(\$100) + .05(\$0) - \$20 = \$75.$$

The defendant's expectations remains unchanged, so he expects to lose \$70 at trial. We compute the cooperative surplus as follows:

$$\begin{aligned}\text{cooperative surplus} &= \text{cooperative value} - \text{noncooperative value} \\ &= +\$5 - \$1 - \$5 - \$1 - (\$75 - \$70) \\ &= -\$7.\end{aligned}$$

Because cooperation produces a negative putative surplus, both parties prefer a trial. Settlement cannot occur because each party expects to gain more from a trial than he could gain by a settlement acceptable to the other side. (Can you compute the "reasonable settlement" from the plaintiff's viewpoint, and show that the defendant would not agree to it?<sup>23</sup>)

This example illustrates that relative optimism about trial can overwhelm the savings in the cost of litigating. We can state the relationship precisely. Relative optimism is measured by the difference in the expected judgment of the two parties, which we write  $\Delta EJ$ . By settling, the parties save the difference in costs between litigating and settling, which we write  $LC - SC$ . *The expected surplus from settling becomes negative, making trial inevitable, when relative optimism exceeds the difference in costs between litigating and settling:*

$$\Delta EJ > LC - SC \rightarrow \text{trial}.$$

**QUESTION 10.16:** Assume that litigation will cost the plaintiff \$100 and the defendant \$100. Assume that settling out of court is free ( $SC = \$0$ ). What is the largest value of relative optimism ( $\Delta EJ$ ) at which the parties can still settle out of court?

### C. Nuisance Suits

We demonstrated that the reasonable settlement equals the expected judgment at trial when (1) the plaintiff and defendant have the same expectations about the trial, and (2) the plaintiff and defendant bear the same transaction costs. Next we demonstrated that divergent expectations in the direction of relative optimism could cause trials. Now we show how divergent litigation costs distort settlements.

Assume that litigation will cost one party far more than the other. For example, assume that a trial will disrupt the defendant more than the plaintiff.

<sup>23</sup> A reasonable settlement gives the plaintiff a payoff equal to his threat value plus an equal share of the surplus:  $\$75 - \$3.50 = \$71.50$ . Therefore, the defendant must settle for \$72.50, from which the plaintiff will pay \$1 in settlement costs and receive a net payoff of \$71.50. However, the defendant expects to lose \$70 at trial. The defendant will never agree to a settlement that makes her worse off than a trial.



The cost of disruption increases the burden imposed on the defendant by a trial. Consequently, the defendant's bargaining position is relatively weak. Given these facts, a reasonable settlement favors the plaintiff.

To illustrate using an extreme example, developers in New York City sometimes face suits that they settle in order to avoid construction delays. In such a "nuisance suit," the plaintiff files a complaint solely to delay the construction project and extract a settlement. The plaintiff stands to gain nothing from trial. Instead of winning at trial, the plaintiff expects the defendant to "buy him off" in a settlement. The defendant "buys off" the plaintiff in order to avoid the high cost of delaying construction during a trial.

What conditions make a nuisance suit possible? Our bargaining theory can easily answer this question. First, we describe an example in which a nuisance suit fails, and then we change the numbers to show a nuisance suit that succeeds. Suppose that litigating would cost the plaintiff and the defendant \$1000 each, and a trial would result in victory for the defendant ( $EJ = \$0$ ). The plaintiff's threat value is  $-\$1000$ . It is easy to see that a reasonable settlement requires the defendant to pay the plaintiff \$0.<sup>24</sup> If the plaintiff files suit and demands a settlement, the defendant should call the plaintiff's bluff and refuse to settle.

Now change the numbers. Suppose a trial would cost the plaintiff \$1000 and the defendant \$5000, and the plaintiff expects to win \$0 at trial. The large cost of the trial to the defendant could be due to the fact that she is a developer in New York City. The \$5000 cost of the trial includes the indirect costs to her of delaying construction until the trial ends. Under these new numbers, a rational defendant should pay off the plaintiff and settle the nuisance suit. (Can you demonstrate that a reasonable settlement equals \$2000?<sup>25</sup>)

This account of nuisance suits leaves out the potentially important fact that one party may incur costs before the other. To illustrate by modifying the preceding example, assume that most of the plaintiff's costs of \$1000 involves gathering facts before the trial, whereas most of defendant's costs of \$5000 involves time spent in the trial. In effect, the plaintiff must spend \$1000 first, after which the plaintiff will have the power to impose \$5000 in costs on the defendant at no further cost to himself. Before spending any money on the case, the plaintiff asks the defendant to settle for \$2000. Should the defendant accept or refuse? The answer depends on whether the defendant thinks that the plaintiff is prepared to spend \$1000 on the case. Perhaps the defendant thinks that the plaintiff will not spend \$1000 first, in which case the defendant will reject the threat as not credible. Or perhaps the defendant thinks that the plaintiff will spend \$1000 first, in which case the defendant should settle before it gets more expensive.

<sup>24</sup> The cooperative surplus (here, the total amount that the parties would save from not going to trial) is \$2000. In a settlement, the plaintiff should receive his threat value plus half the cooperative surplus, or  $-\$1000 + 0.5(\$2000) = \$0$ .

<sup>25</sup> The plaintiff's threat value equals  $-\$1000$ . The cooperative surplus of not going to trial now equals \$6000 (the plaintiff's savings of \$1000 plus the defendant's savings of \$5000). The defendant's pay-off to the plaintiff should equal the plaintiff's threat value plus half the cooperative surplus, or  $-\$1000 + 0.5(\$6000) = \$2000$ .



**QUESTION 10.17:** Make a small change in the numbers in Figure 10.2. Assume that litigation costs the plaintiff \$20, and the plaintiff wins \$40 (not \$100) at trial with probability .5. Define a nuisance suit as one in which the expected value of trial is nonpositive ( $EVT \leq 0$ ). Demonstrate that this is a nuisance suit.

**QUESTION 10.18:** The preceding question assumed that the plaintiff expects to win \$40 at trial with probability .5, and that the trial costs the plaintiff \$20. Assume that litigation costs the defendant \$60 (not \$20). Demonstrate that a reasonable settlement is for the defendant to pay the plaintiff \$40.

**QUESTION 10.19:** Use the numbers in the preceding question, but assume that the total litigation costs of \$80 (\$60 for defendant, \$20 for plaintiff) are paid by the *losing* party (European rule of loser pays all). Demonstrate that a reasonable settlement is for the defendant to pay the plaintiff \$20.

**QUESTION 10.20:** Use the analysis of this section to explain why “blackmail settlements” might occur in some class action lawsuits. (See the box above on “Class Actions.”)

#### D. Filtering Plaintiffs

Relative optimism can cause wasteful trials. Sometimes, however, wasteful trials occur between parties who are *not* optimistic. Such trials occur because of the strategic nature of bargaining. We illustrate using an example, modeled on some actual cases in the United States, in which the defendant uses settlement offers to filter plaintiffs.

Assume that the defendant’s defective product has injured people who sue for compensatory damages. If a dispute goes to trial, the plaintiff will receive damages equal to the true cost of the injury. The defendant, however, cannot determine the true extent of the plaintiffs’ injuries *before* trial. Consequently, the defendant cannot make a settlement offer to each plaintiff that equals the individual’s injury. Instead, the defendant contemplates making the same offer to every plaintiff. The plaintiffs with minor injuries will accept the offer, and those with major injuries will reject it.

To be concrete, assume the defendant offers \$10,000 to each plaintiff to settle out of court. If a plaintiff refuses the offer and goes to trial, litigating will cost \$1000 and the court will award damages equal to the true cost of the injury. Consequently, each plaintiff accepts the offer to settle for \$10,000 if the true cost of the injury does not exceed \$11,000. Thus, the defendant offers to pay more than plaintiffs who have minor injuries would demand to settle. In contrast, each plaintiff rejects the offer if the true cost of the injury exceeds \$11,000. Thus, the defendant offers to pay less than plaintiffs who have major injuries demand to settle.

In this example, the offer to settle for \$10,000 *filters* plaintiffs according to whether the severity of their injuries exceeds \$11,000. Raising the offer to \$10,100 would filter plaintiffs according to whether the severity of their injuries exceeds



\$11,100. Conversely, lowering the offer to \$9900 would filter plaintiffs according to whether the severity of their injuries exceeds \$10,900.

How much should the defendant offer in order to minimize the total cost of her legal liability? The more she offers, the more she pays in settlements and the less she pays in judgments and litigation costs. The less she offers, the less she pays in settlements and the more she pays in judgments and litigation costs. She minimizes her liability by balancing these considerations.

To illustrate, assume that 50 plaintiffs settle when the defendant offers \$10,000, and 55 plaintiffs settle when she offers \$10,100. Raising the offer requires her to pay the original 50 plaintiffs an extra \$100, for a total increase in costs of \$5000. By raising the offer, she settles with five more plaintiffs and litigates with five fewer plaintiffs, which saves \$1000 each in litigation costs, or a total of \$5000. Also, by settling with five additional plaintiffs, she pays \$10,100 to each of them and avoids paying a judgment to them. If the judgment were paid, it would be more than \$11,000 per person and less than \$11,100, for an average of approximately \$11,050.<sup>26</sup> In summary, increasing the offer by \$100 causes the defendant's costs to change as follows:

$$\begin{array}{ccccccc} \$100(50) & - & \$1000(5) & + & \$10,100(5) & - & \$11,050(5) = -\$4750. \\ \text{inframarginal} & & \text{administrative} & & \text{marginal} & & \text{marginal} \\ \text{settlements} & & \text{costs} & & \text{settlements} & & \text{judgments} \end{array}$$

Thus, the defendant should increase her offer. Furthermore, the defendant should continue increasing the offer until her costs stop falling.

Sometimes the defendant can save costs by randomizing offers. For example, assume the defendant offers \$10,000 to 80 percent of the plaintiffs who file a complaint and offers \$0 to 20 percent of them. Randomizing can save costs by discouraging nuisance suits. To see why, consider that the 20 percent of plaintiffs who receive no offer to settle go to trial or drop the case. At this point, any nuisance suits among the 20 percent will be dropped, because the plaintiffs' expected value of trial is negative in a nuisance suit. In effect, a nuisance suit is a bluff, and we are assuming that the defendant calls the bluff in 20 percent of the cases. When players sometimes bluff in a game, their opponents usually benefit from calling the bluff a proportion of the time, but not 100 percent and not 0 percent of the time.

Developing the example further shows the value of calling bluffs at random. Assume as before that the defendant offers a percentage ( $p$ ) of plaintiffs \$10,000 to settle, and the defendant refuses to settle with  $(1 - p)$  of the plaintiffs. Also assume that potential plaintiffs must spend \$3000 to develop and file a complaint. By definition, a nuisance suit is brought only to extract a settlement, so assume that the expected value of litigation for the plaintiff in a nuisance suit equals \$0. Thus, a person who brings a nuisance suit spends \$3000 in order to file a complaint with expected value  $\$10,000p + \$0(1 - p)$ . A rational plaintiff who

<sup>26</sup>These five plaintiffs reject an offer of \$10,000 and accept an offer of \$10,100 to settle out of court. The judgment at trial must be more than \$11,000 or else these defendants would have accepted the offer of \$10,000. The judgment must be less than \$11,100, or else these defendants would reject the offer of \$10,100.



maximizes expected value will file a nuisance suit when the following condition is satisfied:

$$\begin{aligned} \$10,000p + \$0(1 - p) &> \$3000 \\ p &> .3. \end{aligned}$$

Thus, the defendant in our mathematical example eliminates all nuisance suits by randomizing and offering to settle with no more than 30 percent of plaintiffs. In reality, as opposed to our example, randomization eliminates some, but not all, nuisance suits. This result resembles the fact that a poker player can reduce the other side's bluffing by calling more often and folding less often.

With more information, the plaintiff could develop a better strategy. If the defendant had enough information to identify plaintiffs who are more likely than the others to bring nuisance suits, then the defendant could offer to settle with them at low probability and offer to settle with all of the other plaintiffs with high probability.

**QUESTION 10.21:** A successful tort suit bankrupted the American manufacturer of a mechanical device that was implanted in women to prevent conception. The court used the manufacturer's assets to establish a trust to distribute compensation to women who came forward with evidence that they were harmed by the device. Women who applied to the trust were offered a settlement, which they could accept or else sue the trust in the attempt to obtain a larger sum of money. Assume that the trust employed an economist to minimize its costs. Describe in words how the economist should have decided how much to offer the victims to settle the cases out of court.

## V. TRIAL

Having analyzed bargaining to settle out of court, we move to the next stage in Figure 10.1 and analyze trials. Different countries organize trials differently. For example, the judge serves as a neutral referee in common law countries ("the adversarial process"), whereas the judge actively develops the case in European countries ("the inquisitorial process"); European countries have specialized courts (civil, administrative, labor, social, constitutional), whereas the common law countries rely more on courts of general jurisdiction; American civil trials usually involve juries, whereas civil trials in most other countries do not; American lawyers prepare their witnesses, whereas some countries limit the contact between witnesses and lawyers before the trial; and European countries sometimes allow evidence that American courts exclude.<sup>27</sup>

<sup>27</sup> The "hearsay rule" is fundamental in America and attenuated in Europe. American courts generally exclude "hearsay," defined as observations made by other people and told to the witness. One reason given for the exclusion of hearsay is that the jury might not discount it sufficiently. This reason is cited to explain why civil courts in Europe, which do not use juries, attenuate the hearsay rule. Another reason to exclude hearsay, which applies equally to trials before juries or judges, is that the rule gives witnesses a reason to come to court and testify, rather than making themselves unavailable.



These are just some of the many differences in trials in various countries. Most differences in trials have not been analyzed as yet using economic models. Consequently, we can only sketch the contours of some differences and then consider a few formal models.

Before we analyze trials, consider alternatives to them. Trials are very expensive everywhere. The notorious cost of litigation has generated countless lawyer jokes that circulate on the Internet. (Q. Why don't sharks attack lawyers? A. Professional courtesy. See the Cooter/Ulen website for more jokes like this one.) Costs come in three kinds:

*Fees*—Lawyers command high fees in many countries, partly because of the bar's monopoly power and its privileged access to legal officials. Legal fees increase further where corruption makes bribery a routine part of the legal process.

*Delays*—Chinese courts dispose of most cases within a year, in Los Angeles it takes around 3 years to bring a case to the Superior Court, and resolving a court case in India can take a decade. (Besides trials, waiting in long lines plagues many services that the state supplies for free or below cost, such as roads, driving permits, or immigration documents.)

*Uncertainty*—Lack of clarity in law imposes unpredictable costs on people caught in legal disputes.

Given these costs, being drawn into a legal suit is a kind of punishment in itself.

To avoid this punishment, many lawyers earn their livings by keeping people out of legal disputes. Thus, commercial lawyers pride themselves on writing tight contracts that anticipate all contingencies and provide for them explicitly and clearly, so no one litigates the contract. Unfortunately, even the best contracts sometimes result in litigation. Anticipating this possibility prompts many businesses to search for alternatives to trials and to specify in the contract how future disputes will be resolved. The specified procedures characteristically bypass the public courts and substitute streamlined alternatives. The alternative procedures have the name "alternative dispute resolution" or ADR, which includes various types of mediation and arbitration. The contract, for example, may call for resolving any dispute by arbitration in a particular city following the rules of a particular arbitration association. For instance, the International Chamber of Commerce in Paris organizes arbitrations for many international businesses. Compared to litigation, arbitration procedures have fewer formalities, weaker procedural rights, and tighter restrictions on appeals. These factors make arbitrations simpler and quicker than trials. Arbitration is also usually secret rather than public, which business prefers.

The Visa credit card corporation offers another interesting example. Visa provides a network connecting banks that issue cards and enroll merchants to accept Visa cards as payment for goods. Consumers sometimes refuse to pay a disputed bill. ("The goods were never delivered.") When this happens, the bank that issued the card to the consumer will try to charge the item's cost back to the bank that enrolled the merchant who sold the disputed goods. This action could result in a



legal dispute between the two banks about the responsibility for the item's cost. Such disputes are handled by Visa's Arbitration Committee. The "plaintiff" has to pay a fee for originating a complaint, and both parties submit written accounts of the facts. The committee decides on the basis of these documents, without ever meeting with the disputants. When the committee announces its decision, the loser pays the judgment and also the costs of arbitration. There are no lawyers, no detailed legal procedures, and no face-to-face encounters between disputants.

The burdensome procedures followed by public courts are designed to ferret out the truth while protecting the rights of the parties. The Visa members could have adopted these public-court procedural rules for resolving their disputes but chose not to. The fact that Visa members voluntarily abandon most procedural rights suggests that the rights' costs exceed their benefits to Visa members.

When both parties to the contract are businesses, as with the banks in the Visa system, terms calling for the arbitration of disputes are relatively unproblematic. More problems arise, however, when one party is a business and the other is a consumer. Health maintenance organizations in the United States sometimes stipulate that disputes between patients and doctors will be resolved by compulsory arbitration. The apparent aim is to reduce the cost of medical malpractice insurance. Similarly, many contracts for the delivery of goods specify that disputes will be resolved by compulsory arbitration according to the rules of the American Arbitration Association, and that arbitration will occur in the home city of the seller. This is an attempt by sellers to avoid the high cost of defending themselves in remote places. Until a dispute arises, however, the consumers who sign these contracts are often unaware of the arbitration clause or unappreciative of its significance. Given ignorant consumers, businesses can often stipulate arbitration procedures and arbitration organizations that favor business (the repeat customer) and disfavor consumers (one-shot buyers).

**WEB NOTE 10.4**

See our website for a summary of the burgeoning literature on the economics of mediation and arbitration.

**A. Independence vs. Alignment**

Now we begin to analyze trials. First, let us contrast the role of a judge who actively develops the case in an attempt to find the truth with the role of a judge who passively referees the dispute. Our aim is to determine the optimal activism of judges. The difference in the role of the judge parallels a difference in the role of lawyers. When the judge actively develops the case, the lawyers must respond to the judge, a practice that reduces the scope of lawyers to develop their own arguments. In contrast, when the judge passively referees the dispute, the lawyers have more scope to develop their own arguments. So, the difference between the inquisitorial and adversarial systems partly concerns the allocation of effort between judges and lawyers.



We will evaluate the role of judge and lawyer in terms of the incentives faced by each. Like other professionals, lawyers pursue their self-interest by selling their services. In one of social science's most famous metaphors, Adam Smith described the participants in a competitive market, who consciously pursue their private interests, as directed by an "invisible hand" to serve the public good. According to Smith, competitive markets align private and public interests. The market for lawyers ideally works this way. Within the context of law, professional ethics, and morality, self-interest ideally directs lawyers to pursue the best interests of their clients. By pursuing the best interests of their clients, lawyers help courts to reach toward an ideal outcome of disputes, which we described as the "perfect-information judgment."

As explained, the incentive structure for lawyers ideally aligns self-interest and the public interest. In the old phrase, lawyers can "do good by doing well." The incentive structure for judges, however, is very different from that of lawyers. Bargains among lawmakers yield laws, and bargains among citizens yield contracts. To facilitate cooperation, the parties involved in bargaining need an independent interpreter of their agreements. To achieve independence, the interpreter's wealth and power must be unaffected by the interpretation. The state can supply an independent interpreter of laws and contracts by creating an independent judiciary. Instead of aligning public and private interests, independence severs the link between the judges' decisions and their own wealth or power.

Different countries secure the independence of judges by different means. In Europe, judges are civil servants in a hierarchical bureaucracy. The promotion prospects of European judges depend upon the evaluation of their performance by their superiors, who are senior judges and other senior civil servants. Thus, the independence of the European judiciary depends upon the insulation of the judicial bureaucracy from private disputes in society. In contrast, American judges in federal courts and most higher state courts are political appointees, not civil servants.<sup>28</sup> Promotion to a higher court in America is extremely unpredictable. Once appointed to a high court, however, American judges enjoy long and secure tenure (life tenure for federal judges), and politicians are prohibited from communicating with sitting judges. Thus, the independence of American judges rests upon the fact that, after they have been appointed, politicians and administrators have no continuing influence.<sup>29</sup>

Because the outcome of a case decided by an independent judge does not affect his or her wealth or power, it costs judges no more to do what they think is right than to do what they know is wrong. Consequently, independent judges

<sup>28</sup> Different states have different rules for selecting high court judges. For example, in California, the governor appoints judges to the California Supreme Court, but, after being appointed, a judge must be confirmed by a majority of Californians voting in a general election. In Illinois, justices of the intermediate appellate courts and of the supreme court are elected from districts determined by the state legislature. In local courts in America, most judges are elected for limited terms of office.

<sup>29</sup> For a fascinating comparison to the status and practices of judges in the United States and Europe, see J. MARK RAMSEYER & ERIC B. RASMUSEN, *MEASURING JUDICIAL INDEPENDENCE: THE POLITICAL ECONOMY OF JUDGING IN JAPAN* (2003).



might just as well follow their own inner lights concerning the right and the good. In addition, independent judges gain nothing material from devoting more effort to a case. Thus, we expect judges to use their independence to make their lives easy and pleasant.

As a glib summary, we could say that judges have incentives to do what is right and easy, whereas lawyers have incentives to do what is profitable and hard. This perspective suggests how to analyze the optimal activism of judges. Transferring responsibility for developing the case from lawyer to judge increases independence and decreases motivation. The greater activism of the judge in the inquisitorial system brings more independence to finding facts and interpreting laws, whereas the increased scope for lawyers in the adversarial system brings more vigor to the search for facts and arguments. The box below restates this argument in the language of statistics.

An analysis of juries resembles an analysis of judges. As with judges, the legal system tries to make jurors independent, so that they do what is right. Unlike judges, jurors are *required* to serve and their compensation is nominal. According to data from the National Center for State Courts, jury compensation varied across states from a high of \$42.20 per day in New Mexico to \$0 in several states. (When Robert Cooter was called to jury duty in Alameda Superior Court, the summons recommended parking in the official parking lot, where the daily fee exceeded the per diem paid to jurors!) As with most forced labor, the U.S. system is extremely wasteful with the time of jurors. Other legal systems use jurors or something similar within a different institutional framework. For example, the juvenile courts in Munich, Germany, include “lay judges” without legal training who serve for several years at modest pay and decide cases in panels with professional judges. Jurors and lay judges tend to give more weight to social norms, which they know, and less weight to formal law in deciding cases. Later in this chapter we discuss the role of social norms in the evolution of law. In addition, a large jury affords



### INFORMATION THEORY APPLIED TO JUDGING

Let  $x$  denote a variable relevant to a legal dispute. Let  $x^*$  denote the true value of the variable  $x$ . The court seeks the truth, but the court observes  $x^*$  with error  $\epsilon$ , where  $\epsilon$  is a random variable. Thus, the court observes  $x^* + \epsilon$ . The expected value of the court's observation is denoted  $E(x) = x^* + E(\epsilon)$ , where  $E(\epsilon)$  equals the average or mean error. If the mean error is nil,  $E(\epsilon) = 0$ , then the court's expected observation is accurate:  $E(x) = x^*$ . If the expected error is not nil, say,  $E(\epsilon) = 10$ , then the court's expected observation is biased. If the variance of  $\epsilon$  is large, then the court's observation is *erratic*.

The self-interest of lawyers causes them to conduct a diligent, biased search for information, whereas the independence of judges causes them to conduct a lax, unbiased search. Thus, lawyers tend to make biased observations of  $x$  with low variance, whereas independent judges tend to make unbiased and erratic observations of  $x$ .



some protection against corruption, because bribes and threats are more likely to succeed when concentrated rather than dispersed.

**QUESTION 10.22:** Compare the incentives of the judge and the lawyers with respect to the time allocated to a trial.

**QUESTION 10.23:** Bribing or intimidating the court is a persistent worry in trials. The use of juries is often justified on the ground that corrupting the jury is more difficult than corrupting a judge. Why might this be true?

## B. Should the Loser Pay All?

In Britain, fewer disputes go to trial than in the United States. And in Britain, the loser of a lawsuit must pay the litigation costs of the winner, whereas in the United States, each party ordinarily pays its own litigation expenses. Some people believe that the British rule of “loser pays all,” which is also the rule in much of Europe, causes fewer trials than the American rule of “each pays his own.” However, other important differences between British and American trial practices could account for the difference in litigation rates in the two countries.<sup>30</sup> To evaluate the claim that “loser pays all” causes less litigation than “each pays his own,” we contrast the incentive effects of the two rules.<sup>31</sup>

Most civil disputes involve two issues: liability and damages. The expected judgment equals the probability of liability multiplied by the damages. For example, in a medical malpractice case, the plaintiff may expect to lose with probability .9 and to win \$10 million with probability .1, thus yielding an expected judgment of \$1 million. In this example, the rule of “each pays his own” causes the plaintiff to pay his or her own legal costs in all cases. In contrast, the rule of “loser pays all” causes the plaintiff to pay no legal costs with probability .1 and to pay the legal costs of both parties with probability .9. In suits with low probability that the plaintiff will win, a rule of “loser pays all” increases the expected costs of the plaintiff relative to a rule of “each pays his own.” In general, *the rule of “loser pays all” discourages suits with low probability that the court will find liability*. (Suits discouraged by this rule include nuisance suits and also suits where the plaintiff has uncertain proof of a legitimate grievance.)

Now consider cases in which the probability of liability is closer to .5. Earlier we explained that the simplest cause of trials is relative optimism of the parties. For example, settlement out of court will be difficult if the plaintiff believes the

<sup>30</sup> For example, the British bar is split into solicitors and barristers, contingency fees are not allowed in Britain, and civil trials in Britain have no juries (except in libel cases). The first two of those differences are disappearing.

<sup>31</sup> For a different view from ours about the effect of these fee shifting rules, see John J. Donohue III, *Opting for the British Rule, or If Posner and Shavell Can't Remember the Coase Theorem, Who Will?*, 104 HARV. L. REV. 1093 (1991). Professor Donohue argues that the rule for attorney fee compensation is a default rule away from which the parties can bargain as part of a settlement. So, it does not really matter, he argues, to efficiency whether the default rule is the American rule or the English rule. The parties will bargain to whatever assignment of fees is mutually satisfactory.



court will find liability with probability .6, whereas the defendant believes the court will find liability with probability .4. From this example, it is easy to see that the rule of “loser pays all” aggravates the problem of relative optimism. Under a rule of “each pays his own,” each party in this example expects to bear its own litigation expenses in the event of a trial with probability 1. In contrast, under a rule of “loser pays all,” each party expects to escape bearing any litigation expenses in the event of a trial with probability .6. *When the probability that the court will find liability is not low, the rule of “loser pays all” generally encourages trials caused by false optimism.*

We have been discussing suits over liability. In some disputes, liability is conceded by the defendant, and the parties contest damages. In these cases, both parties agree that the plaintiff will win something at trial, but they disagree about how much the plaintiff will win. When applying the rule “loser pays all” to these cases, the plaintiff does not automatically “win” just because the defendant concedes liability. Instead, the definition of the “winner” depends upon how much the plaintiff wins. To illustrate, consider an example: suppose Joan Potatoes demands \$600 as her share of the car valued at \$1000 in her divorce with her husband, Joe. Some American courts recognize an institution called “offers to compromise,” which, in effect, adopts the loser-pays-all rule.<sup>32</sup> Under this institution, Joan’s offer to settle for \$600 will be recorded at the courthouse. If Joe rejects the offer, and a trial occurs, the winner is determined by whether the court awards Joan more or less than \$600. Joe will pay most of Joan’s court costs if the court awards Joan more than \$600, whereas Joan will pay most of Joe’s court costs if the court awards Joan less than \$600. *In disputes that concede liability and contest damages, the “winner” can be defined by the difference between the last offer to settle and the court judgment.*

Notice that the effect of this institution is to penalize hard bargaining. Under the rule of “loser pays all,” demanding more increases the probability that she will pay the litigation costs of the other party. To see why, assume that Joan increases her demand from \$600 to \$601. As a result, she gains an additional \$1 in the event of a settlement, but she increases the risk that she will pay all of Joe’s litigation costs in the event of a trial. *In disputes that concede liability and contest damages, the rule of “loser pays all” discourages trials by penalizing hard bargaining.*<sup>33</sup>

**QUESTION 10.24:** Assume that the plaintiff demands \$1000 to settle, the defendant rejects the offer, and the jury awards \$900 at trial. Who “won” for purposes of the rule “loser pays all”?

**QUESTION 10.25:** Assume that the plaintiff demands \$1000 to settle, the defendant offers \$600, and the jury awards \$900 at trial. Extend the definition of “winner” and “loser” to this case for purposes of applying the rule “loser pays all.”

<sup>32</sup> Each state has its own rules. In federal court in the United States, Rule 68 prescribes a form of “offers to compromise,” although it is “asymmetrical” as opposed to the “symmetrical” form that we describe above. In general, the American forms of “loser pays” do not shift *all* the costs of litigation.

<sup>33</sup> Note that in disputes that concede liability and contest damages, the rule of “loser pays all” encourages trials caused by false optimism.



**QUESTION 10.26:** Recall that, according to one definition, a nuisance suit has no merit in the sense that the plaintiff's expected judgment is zero. Will there be more nuisance suits under the rule of "each pays his own" or "loser pays all"?

**QUESTION 10.27:** The parties to a suit may dispute the fact and extent of liability. Disputes over whether the defendant was liable often have no scope for compromise, whereas disputes over the magnitude of damages have scope for compromise. Explain why the rule of "loser pays all" may cause parties to resolve most disputes over the extent of liability but not the fact of liability.

**QUESTION 10.27A:** Assume that both parties to a legal dispute are averse to the risk of losing at trial. Would risk-averse parties be more inclined to settle out of court under a rule of "each pays his own" or "loser pays all"?

**QUESTION 10.28:** Suppose "loser pays all" is more efficient than "each pays his own." In a jurisdiction that follows "each pays his own," the Coase Theorem would predict that the two parties would sign a contract requiring the loser to reimburse the winner, thus adopting the more efficient rule by private agreement. Give some economic reasons why this does not occur in fact.

### C. Unitary vs. Segmented Trials

A trial usually involves several issues, most prominent of which are whether the defendant is liable, and, if liable, the extent of the damages. The issues can be bundled together in a single trial or distinguished from each other and tried separately. For example, liability and damages are decided in the same trial in most tort suits in the United States, but sometimes separate trials are held on liability and damages. Furthermore, European trials often proceed in small segments in which separate issues get decided in a series.

These facts raise at least two interesting questions: Are the transaction costs of resolving disputes lower under unitary or segmented trials? Does segmenting trials favor plaintiffs or defendants? Economists have begun to address these questions, for example, through the use of the notion of "economies of scope." "Economies of scope" refers to reductions in cost from combining two different activities. Sometimes the questions of liability and damages are bound together. For example, negligence under the Hand rule cannot be decided without also measuring the extent of damages. When the issues are bound together, deciding them simultaneously is cheaper than deciding them sequentially. Thus, economies of scope favor unitary trials.

However, sometimes the earlier trial in a sequence can dispose of the case. For example, a finding of "no liability" in the first trial precludes having a second trial on damages. Sequential ordering can save costs by precluding subsequent trials. Thus, minimizing the transaction costs of resolving disputes requires balancing



economies of scope and preclusive dispositions. Large economies of scope favor unitary trials. Frequent preclusive dispositions favor segmented trials.<sup>34</sup>

In the United States, judges have discretion over whether trials should be unitary or segmented. In choosing between these processes, judges probably weigh economies of scope and the probability of a preclusive disposition, along with other factors. Defendants often ask the judge for segmented trials, whereas plaintiffs often seek a unitary trial, in part because facts about liability and damages often reinforce each other. For example, a graphic account of damages can create sympathy in the jury for the plaintiff and predispose it to find liability. Alternatively, a graphic account of negligence can create hostility in the jury for the defendant and predispose it to find large damages. The jury may behave this way even though, strictly speaking, the formal law prescribes independent grounds for the two findings. To illustrate legal independence, note that the question of whether a patent was violated is independent of the damages caused by a violation.

In addition to these facts about the psychology of juries, there is a rational reason why defendants might favor segmented trials. Segmenting trials has an advantage over unitary trials in sorting out plaintiffs and forcing them to reveal the strength of their cases, as we illustrate by a hypothetical example. Assume that consumers who suffer an injury allege that a certain company is liable. Plaintiffs can be divided into two types according to how they would fare at trial. The first type (“uninjured plaintiffs”) would lose on liability, and the second type (“injured plaintiffs”) would win on liability and receive substantial damages. Plaintiffs know their type when they commence legal proceedings, but the defendant does not. In technical terms, individual plaintiffs have private information about their type that becomes public after trial. Consequently, the defendant cannot distinguish between plaintiffs when making settlement offers.

In these circumstances, a segmented trial has a big advantage over a unitary trial for the defendant. First, assume a unitary trial and consider the efforts of the defendant to settle out of court. Before the trial begins, the defendant can make a settlement offer. A settlement offer is pointless unless the injured plaintiffs accept it. If the defendant makes a single settlement offer to everyone and that induces the injured plaintiffs to accept, then the uninjured plaintiffs will also accept. Thus, the only successful settlement offer available to the defendant is one that every plaintiff accepts. Under unitary trials, the defendant will probably settle with everyone.

Second, consider a segmented trial. If the defendant refuses to make a settlement offer before the first trial, all of the uninjured plaintiffs will drop their claims, rather than lose at trial. In contrast, the injured plaintiffs will proceed to trial. Thus, the first trial sorts injured plaintiffs and uninjured plaintiffs. After liability has been decided in the first trial, the defendant can make a settlement offer to the injured plaintiffs alone. Thus, segmenting the trial enables the defendant to sort

<sup>34</sup> See William M. Landes, *Sequential Versus Unitary Trials: An Economic Analysis*, 22 J. LEGAL STUD. 99 (1993).



plaintiffs by their injuries for purposes of making an offer to settle.<sup>35</sup> *In general, segmenting trials enables defendants to overcome asymmetric information and separate types of plaintiffs according to the strength of their claims.*

**QUESTION 10.29:** In the preceding example, we contrasted unitary and segmented trials from the viewpoint of the defendant's costs. Analyze the example from the viewpoint of social costs, defined as the sum of administrative costs and error costs.

#### WEB NOTE 10.5



The behavioral law and economics literature has investigated a phenomenon known as “hindsight bias” that may have a profound effect on the ability of trials to reach a desirable social result. For a summary of that literature and a suggestion of how it might impact the discussion above about unitary versus segmented trials, see our website.

## D. Multiple Injurers: Joint and Several Liability

In Chapter 9 we explained that the U.S. law for accidents involving multiple injurers is “joint and several liability with contribution.” Because liability is “joint and several,” the plaintiff can sue the injurers jointly or separately, as he prefers. Because the law allows “contribution,” the recovery is limited to 100 percent of the value of the harm. If contribution is allowed, will more trials result from several liability or joint liability?

Legal theorists have often presumed that several liability results in fewer trials and more settlements than does joint liability. They reason that several liability causes the defendants to stampede to settle in order to avoid bearing residual liability at trial. To see why, assume that A and B jointly caused harm of 100 to C. Under joint and several liability with contribution, C can demand that A settle for 50, or else C will settle with B for 30 and sue A for 70. C can make the identical demand to B. The fear of disproportionate residual liability prevents defendants from cooperating and causes them to stampede to settle. In contrast, settling under joint liability requires all the defendants to agree to its terms. Obtaining agreement from all of them might be difficult, thus causing more trials.

This reasoning, however, is flawed. A reconsideration of the problem suggests that, if defendants cannot cooperate, several liability with contribution may

<sup>35</sup> In technical terms, the “bifurcated equilibrium is separating” (injured and uninjured plaintiffs receive different payoffs), whereas the “unitary equilibrium is pooled” (injured and uninjured plaintiffs receive the same payoff). Notice that in this example, the defendant saves money from segmented trials rather than unitary trials if the cost of litigating liability with injured plaintiffs is less than the cost of settling with uninjured plaintiffs.



actually impede settlements.<sup>36</sup> To see why, assume that A and B acted jointly, but crucial facts cloud the issue of liability. Because of the uncertainties, C stands to win 100 with probability .5 in a trial against A, B, or A and B. Under joint liability, C expects to win  $.5 \times 100$  in a trial against A and B. Under several liability, C can sue A for 100 with expected payoff  $.5 \times 100$ . If C loses the suit against A, then C can sue B for 100 with expected payoff  $.5 \times 100$ . Several liability gives C two chances to win 100 at trial. Thus, C's expected value of litigating equals

$$.5 \times 100 + .5(.5 \times 100) = 75.$$

In this example, a change from joint to several liability causes C's expected value of litigating to increase from 50 to 75. As a consequence, C will demand more to settle out of court, which may make settlement more difficult and trial more likely. In effect, several liability with contribution gives the plaintiff an insurance policy against the risk of trial. Insurance consists in the fact that he can try to win several suits, rather than trying to win only one suit. Being insured against loss at trial, the plaintiff is not so eager to settle.

Having considered C's expected gains, now consider A's expected losses. A expects to lose at trial with probability .5 and to pay 100. If A loses at trial against C, then A expects to sue B for equal contribution and win with probability .5. Thus A expects litigation to cost

$$-.5 \times (100 - .5 \times 50) = 37.5.$$

B's situation is identical to A's, so B expects litigation to cost 37.5.

If C demands 75 from A to settle, then A will refuse. Similarly, if C demands 75 from B to settle, then B will refuse. Settlement is impossible unless A and B cooperate together and offer to settle with C for 75. As explained, several liability makes cooperation between defendants difficult.

We have explained reasons for the old belief that several liability with contribution results in more settlements and fewer trials than does joint liability. We also explained the newer belief that several liability with contribution results in more trials and fewer settlements than does joint liability. Which effect is stronger remains an unanswered empirical question.

**QUESTION 10.30:** In the preceding discussion, we contrasted joint and several liability (with contribution) from the viewpoint of the number of trials. Compare the two rules from the viewpoint of social costs, defined as the sum of administrative costs and error costs.

## E. Burden of Proof and Standard of Proof

Economic theory has developed an elaborate calculus for making decisions under uncertainty. The basic idea is that rational decision-makers proceed in four steps: first, they determine the probability of each possible state of the world that

<sup>36</sup>Lewis A. Kornhauser & Richard L. Revesz, *Sharing Damages Among Multiple Tortfeasors*, 98 YALE L. J. 831 (1989).



results from each possible action; second, they attach utility to each possible state; next, they multiply the probabilities by the utilities to give the expected utility; and, finally, they choose the action that maximizes the expected utility. To illustrate, suppose Joan and Elizabeth must decide whether to flip a coin for the last piece of pie. Joan will get the remaining piece of pie if, and only if, the coin lands heads. The probability that a tossed coin will land heads is .5, so the expected utility from the gamble is .5 times the utility value of a piece of pie.<sup>37</sup>

Flipping a coin for a piece of pie is a way of making a choice involving uncertainty. So is insuring a house or purchasing a portfolio of stock. In general, choices under uncertainty are gambles. The theory of economic decision-making under uncertainty prescribes rules for rational gambling. If gamblers fail to conform to these rules, they will use contradictory evaluations of the stakes or behave in ways that enable their opponents to win.

A trial is an uncertain event that requires a decision by the court. Do court procedures correspond to the logic of economic decision-making under uncertainty? If the answer is “yes,” then courts make uncertain decisions like rational gamblers. If the answer is “no,” then courts are irrational by the standards applicable to gambling and insurance.

A striking feature of legal procedure is that rules of evidence prohibit inferences that a rational gambler would make. For example, American judges do not allow witnesses to testify about observations reported to them by other people (this is the rule against hearsay). Although secondhand observations are excluded in court, this kind of evidence might be used to purchase stock or buy insurance. In general, rumors, hearsay, and other information affect the probabilities that a rational gambler assigns to events. Thus, a gambler would be irrational if he or she ignored evidence that courts exclude.

Another example of a conflict between legal procedure and rational gambling concerns the burden of proof and the standard of proof. The *burden of proof* concerns which party must prove what. For example, under the liability rule of negligence with a defense of contributory negligence, the plaintiff usually has the burden of proving that the defendant was negligent. (In some circumstances, the usual burden gets shifted to the other party.) Once the plaintiff meets this burden, the defendant usually has the *burden of proving that the plaintiff was contributorily negligent*. The *standard of proof* concerns the level of certainty that the proof must achieve. In common law countries, the plaintiff must prove the case by a *preponderance of the evidence* in civil disputes, and the plaintiff must prove the case *beyond a reasonable doubt* in criminal cases.

To see how probabilities affect the burden and standard of proof, consider the following example of the *gate crasher's paradox*.

A rock concert is sold out. The auditorium holds 1000 people. Ticket holders file through the front doors and occupy 400 seats. Then, before any more legitimate ticket holders can get in, some rude youths break down a back door and crash

<sup>37</sup> See Chapter 2 for a full discussion of the economics of decision-making under uncertainty.



in, occupying all 600 of the remaining seats. There are so many gate crashers that the concert's organizer cannot eject them, so he proceeds with the music.

The concert organizer photographs the crowd and succeeds in identifying 100 persons who were in the audience. Of the 100, he does not know which ones bought tickets and which ones crashed the gate, so he names all of them in a lawsuit. By the time the suit is brought, ticket stubs have been discarded, so few defendants can prove that they purchased tickets. At trial the plaintiff's lawyer points out that civil suits are decided according to the preponderance of the evidence. Further, he shows that 600 out of 1000 people in the audience were gate crashers and that, therefore, the chances are at least .6 that any defendant is a gate crasher. According to the plaintiff's lawyer, the preponderance of the evidence favors liability for each defendant, so his client deserves to win.

This use of probabilistic reasoning is sound for betting on whether any particular defendant crashed the gate, but it is unacceptable in court. Let us change the facts to make the evidence more acceptable:

One of the guards at the back door purportedly recognized 100 of the gate crashers. The concert organizer sues them and the guard testifies in court that he saw them crash the gate. Tests performed on the guard show that he remembers and correctly identifies faces 60 percent of the time. The plaintiff's lawyer points out that civil suits are decided according to the preponderance of the evidence and that the guard's eyewitness identifications are more likely to be correct than incorrect. Therefore, the lawyer argues, the plaintiff deserves to win.

The first example of evidence was based upon mere probabilities (what is called in the literature "naked statistical evidence"), which courts view unfavorably. The second example of evidence was based upon eyewitness reporting, which courts view favorably. This example was constructed so that the probabilistic evidence equals the reliability of the eyewitness testimony. Even so, the former evidence would probably be excluded in an American court, and the latter evidence would be allowed, so that the plaintiff would be likely to lose the case under the first set of facts and win under the second set of facts. However, a rational gambler would give equal weight to probabilistic evidence and eyewitness testimony having the same reliability. When betting whether the defendant crashed the gate, the rational gambler regards a 60 percent likelihood as just as good as eyewitness testimony that is 60 percent reliable.

Insofar as naked statistical evidence results in no more errors than eyewitness testimony, excluding the latter from court and including the former seems arbitrary.

Legal practices for combining evidence often contradict the rules of probability theory, as illustrated by a recent trial in Oakland, California. A man went to the hospital for a hernia operation. Before the operation, the anesthesiologist gave the patient a medical exam. Having completed the exam, the anesthesiologist put the patient to "sleep." In an ordinary case, the anesthesiologist would keep the patient "sleeping" until the surgeon repaired the hernia, the patient would wake up, and the patient would leave the hospital and go home the same evening. In this case, however, the patient stopped breathing, suffered cardiac arrest, and died. An



autopsy revealed that the victim's heart muscles were excessively thick and scarred, which is a condition commonly called a "heavy heart." This condition makes a person susceptible to a heart attack. Until the autopsy after his death, no one knew that the patient had a heavy heart. The strain of the operation, which is unproblematic for a normal heart, caused cardiac arrest in this patient.

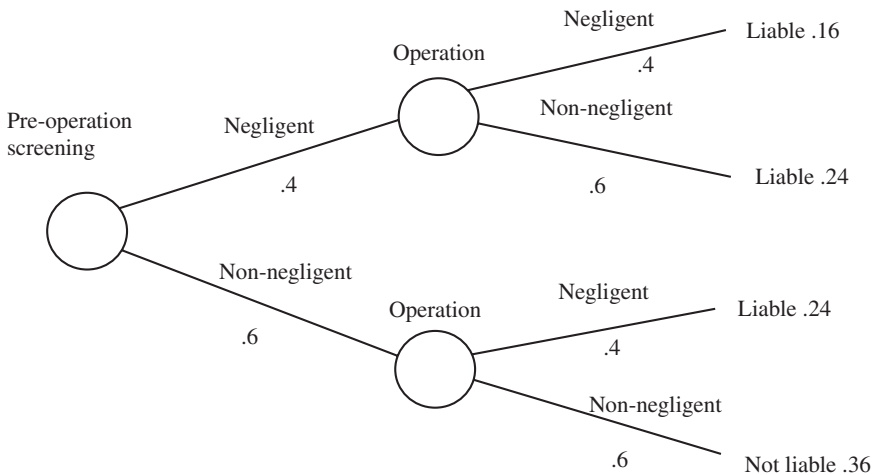
When the patient died, his descendants sued the anesthesiologist. Plaintiff made two accusations of negligence by the anesthesiologist. First, plaintiff alleged that the anesthesiologist had not given adequate tests before the operation to determine if the patient had a condition such as a heavy heart. Second, plaintiff alleged that when the patient began to have trouble breathing during the operation, the anesthesiologist responded too slowly and incorrectly.

Consider the rules of evidence the court used to weigh the facts. The plaintiff had to prove by the preponderance of the evidence that the defendant's negligence caused the victim's death. We will focus on the legal rules for combining evidence to construct such a proof.

Figure 10.8 depicts the court's problem as a decision tree. The first branch indicates that the anesthesiologist may have been negligent or non-negligent in the pre-operation screening. "Preponderance of the evidence" will be interpreted as a probability of .5 or greater. According to Figure 10.8, the evidence indicates that the probability is .4 that negligence in pre-operation screening caused the patient's death. Consequently, the plaintiff has not proved negligence in the pre-operation screening by the preponderance of the evidence.

In the second branch of the tree, the anesthesiologist may have been negligent or non-negligent in the operation. According to Figure 10.8, the evidence indicates that the probability is .4 that negligence in the operating procedure caused the patient's death. Consequently, the plaintiff has not proved negligence in the operating procedure by the preponderance of the evidence.

**FIGURE 10.8**  
**Anesthesiologist's decisions.**





We have shown that independent and sequential application of the standard of the preponderance of the evidence leads to the conclusion that the anesthesiologist was not negligent. What about combining probabilities to reach an overall judgment? If the probabilities on each branch of the tree are independent,<sup>38</sup> the laws of probability theory prescribe a simple rule to combine them: the multiplication rule. Applying this rule to Figure 10.8, the probability that the anesthesiologist was *not negligent* in the pre-operation screening and also not negligent in the operating procedure is .36, as indicated on the decision tree. The probability that the anesthesiologist was *negligent* in the pre-operation screening or in the operating procedure is  $1 - .36$ , which equals .64. Thus, the preponderance of the evidence indicates that the defendant's negligence caused the patient's death one way or the other.

The decision tree clarifies the fact that independent and sequential application of the preponderance of the evidence standard sometimes gets a different result from an overall judgment. The latter approach is more nearly correct from the viewpoint of probability theory. The court in Oakland, California, gave ambiguous instructions to the jury that did not distinguish between these two ways of reasoning. This case illustrates that courts have formulated rules of reasoning without striving for consistency with probability theory.<sup>39</sup>

Although the rules of procedure sometimes contradict the economic rules of decision-making under uncertainty, broad areas of agreement exist. For example, it can be argued that while procedural rules impose constraints upon courts, within these boundaries, juries and judges reason just like rational, economic decision-makers. Procedural rules prescribe a framework whose justification is not necessarily economic, but within that framework the economic logic may operate.

An economically rational decision-maker begins with some prior beliefs and updates them in light of new evidence by conforming to certain rules of inference. Evidence is, perhaps, processed in much the same way in trials. For example, the judge instructs the jurors at the beginning of a trial to rid themselves of all prior beliefs concerning the case. They should begin as if they knew nothing factual pertaining to this dispute. A potential juror with knowledge of facts about the case may be excluded from the jury—he should be a witness. Starting from this position of no prior evidence, they should revise their beliefs exclusively in light of the evidence admitted during the trial. Further, the judge explains that one of the parties has the burden of producing evidence proving its position in the dispute. Thus, the plaintiff in a civil suit under common law usually must prove a defendant's

<sup>38</sup> From the plaintiff's argument, it seems that the alleged negligence was the result of a lapse in judgment by a generally sound physician, which is consistent with our assumption of independent probabilities. The plaintiff did present any argument that linked negligence in the two acts. For example, the plaintiff did not argue that the anesthesiologist suffered from a temporary case of inattention (e.g., a hangover), or a permanent case of bad judgment (e.g., bad training).

<sup>39</sup> A more detailed discussion of this actual case, including its psychological dimension, is in R. Cooter, "Adapt or Optimize: Psychology and Economics of Evidence Law," in GERD GIGERENZER & CHRISTOPH ENGEL, EDS, *HEURISTICS AND THE LAW* (2006).



liability by the preponderance of the evidence; in a criminal trial, the prosecutor must prove the defendant's guilt beyond a reasonable doubt.

This framework can be recast in the language of decision theory. A rational gambler begins with prior beliefs based upon experience, hunches, and instincts, and whatever information can be gleaned about the event in question. A juror is asked by the judge to construct a probability estimate (called a "prior probability estimate" or a "prior" by statisticians) of the defendant's liability or guilt that conforms to the rules of evidence. This constructed estimate of probability assumes no knowledge of particular facts pertaining to the case. Furthermore, the constructed probability estimate favors the defendant because the plaintiff has the burden of proof. The jury updates the constructed probability estimate in light of the evidence allowed to enter the trial. At the trial's end, the decision-maker, whether juror or judge, will have a posterior probability estimate of the defendant's liability (*i.e.*, a probability formed after hearing the evidence presented and admitted at the trial). If the posterior probability exceeds 50 percent, the plaintiff has proved the case by the preponderance of the evidence and deserves to win; otherwise, the plaintiff deserves to lose. Reasoning in the courtroom may thus be described as



### RENT-A-JUDGE

In the Soviet Union, people stood in long lines to buy bread from state bakeries. In many countries, citizens wait in long lines to litigate their disputes in state courts. In Los Angeles, as in most major cities, it can take several years before disputes are decided in a public trial. In Los Angeles, unlike most other places, a private alternative exists that is a close substitute for a public trial. The parties can agree to "rent" a retired judge to decide their case. The resulting private trial is usually held in a mutually convenient place, such as a hotel suite. The retired judge usually conducts the trial in an informal manner, without the concern for procedure shown in public trials. The case is decided by application of the relevant state law. The judge's final decision is, furthermore, registered with the state court and has the full effect of a decision in a public court.

Critics say that "rent-a-judge" is unfair to the poor because only the rich can use it. Proponents say that everyone benefits: people who rent judges benefit from a speedy trial, and others benefit indirectly from relieving the congestion in the public courts. Notice that renting a judge changes judicial motivation. Suppose you were a retired judge who decided to participate in a rent-a-judge program. In your former role as a public judge, you were supposed to be "independent." That is, the income that you enjoyed as a public judge was unrelated to how you decided cases. Now that has changed. Your income is directly determined by how often you are "rented." To be rented, you must be chosen by both parties to a potential dispute.

**QUESTION 10.31:** *In what ways do you think a "rent-a-judge" who sought to maximize income might decide cases differently from an independent public judge?*



constrained rational choice under uncertainty, where the constraints are formed by rules of evidence.<sup>40</sup>

**QUESTION 10.32:** Rules of evidence can change behavior, as shown by this example used by philosophers. Forty percent of the buses in a town are operated by the Red Bus Company, and 60 percent are operated by the Blue Bus Company. A bus unknowingly injures a bicyclist at night and the victim sues the Blue Bus Company. An eyewitness testifies that he saw a bus hit the bicyclist, but darkness prevented him from telling whether the bus was red or blue. If recovery on the probabilities is not allowed by the court, what will be the effect on incentives for precaution by the bus companies? If recovery on the probabilities is allowed, what will be the effect on the Red Bus Company's incentives to merge with the Blue Bus Company?

**QUESTION 10.32A:** Assume that you are one of the people contemplating "crashing the gate" at the rock concert as described previously. Are you more likely to be deterred if the court accepts or rejects probabilistic reasoning? If the court accepts probabilistic reasoning and you are not deterred, would you rather crash the gate alone or recruit others to join you?

**QUESTION 10.33:** The probability of flipping a coin two times and getting all heads is  $.5^2 = .25$ . Suppose that liability in a tort case requires the plaintiff to prove that the defendant caused the injury and that the defendant's behavior was negligent. The plaintiff presents evidence proving each proposition with probability .7. Thus, the probability that both propositions are true equals  $.7^2 = .49$ . Apparently, the preponderance of the evidence supports each proposition separately but not jointly. How should the court decide the case?

## VI. APPEALS

Many court systems consist of a hierarchy of courts in which a discontented litigant can appeal the decision of a lower court and request a hearing before a higher court. Sometimes the higher court *must* accept the appeal and hear the case (the parties may appeal "as of right"), and sometimes the higher court can *choose* whether to accept the appeal or reject it (the court has "discretionary review"). For example, U.S. federal courts consist of three levels in which the highest court (the U.S. Supreme Court) can decide whether to accept or reject most appeals from the intermediate court (a circuit court of appeals), and the intermediate court must accept appeals from the lowest court (a district court). In some countries (but not in federal or

<sup>40</sup>The decision-making process described here is an example of "Bayesian inference." For more along these lines, see Dale Nance, *Evidential Competition and the Burden of Proof*, 49 HASTINGS L. J. 621 (1998).



state courts in the United States) the appeals courts can hear the entire case from the beginning (“trial de novo”). For example, appeals courts in continental Europe often hear cases from the beginning, considering matters of fact and law. Sometimes, however, the appeals court considers some issues but not others. For example, the appeals courts in common law countries usually limit consideration to matters of law, accepting without reviewing all the facts found by lower courts.

Appeals courts have two distinct functions. First, they correct mistakes in decisions made by lower courts. Second, they make law, either directly as in common law or indirectly through the interpretation of statutes. We will consider each function of appeals courts in turn.

### A. Correcting Mistakes

Hierarchical court systems enable the highest judges to monitor the performance of lower judges and correct their mistakes at low cost. The system of appeals keeps monitoring costs low because litigants typically appeal when the lower court makes a mistake. Thus, a system of appeals enables the highest judges to draw upon the private information of litigants about whether a mistake was made by a lower court. By using this information, a system of appeals can reduce the sum of administrative costs and error costs in deciding disputes.

To illustrate, consider a numerical comparison of a system without appeal and a system with appeal. Assume that a trial costs the plaintiff and defendant \$500 each, for a total of \$1000 in administrative costs. Assume the probability of an error by the trial court in deciding the case equals .2 and the social costs of an error equal \$25,000. Thus, the social cost of deciding the dispute in the trial court is

$$\begin{array}{rcl} \text{Social cost} & = & \$1000 \quad + \quad .2(\$25,000) \quad = \quad \$6000. \\ & & \text{administrative} \quad \text{expected error} \\ & & \text{costs} \quad \text{costs} \end{array}$$

Now consider how the creation of an appeals court affects social costs. Assume for now that the case is appealed if, and only if, the trial court made an error. Assume that an appeal costs each party \$1000, for a total of \$2000 in administrative costs. The appeals court is likely to reverse the trial court when the latter made an error. Specifically, let .9 equal the probability of reversal conditional on an error by the trial court, which implies that the probability of the appeals court’s sustaining an error made by the trial court equals .1. The social cost of deciding the dispute in a court system with the possibility of appeal is

$$\begin{array}{rcl} \text{Social cost} & = & \$1000 \quad + \quad .2 \quad [\$2000 \quad + \quad .1(\$25,000)] \\ & & \text{administrative} \quad \text{probability} \quad \text{admin. cost} \quad \text{expected} \\ & & \text{cost of first trial} \quad \text{of appeal} \quad \text{of 2nd trial} \quad \text{error cost} \\ & & = \$1900. \end{array}$$

In this example, the existence of an appeals court causes social costs to fall from \$6000 to \$1900.

A rational litigant does not appeal a case unless the expected value of appealing exceeds its cost. The expected value of appealing is high when the appeals



court is likely to reverse the decision of the trial court. The appeals court is likely to reverse when the lower court makes an error. Thus, appeals courts are most likely to lower social costs (1) when the appeals court is more likely to reverse an error by the lower court than to reverse a correct decision, and (2) when this behavior by the appeals court causes litigants to appeal errors with higher probability than the probability of appealing correct decisions by the lower court.

**QUESTION 10.34:** By setting fees for appealing, the state can discourage appeals with low probability of success. Construct a numerical example to illustrate this fact.

**QUESTION 10.35:** Appeals are often subsidized in the sense that the state bears part of the litigation costs. Use the preceding theory to construct a justification of state subsidies for appeals.

**QUESTION 10.36:** Assume that delay is more costly to the plaintiff than the defendant. How does the possibility of appealing an adverse court decision, which delays resolution of the case, affect bargaining between the parties to settle the dispute out of court?

## B. Efficiency of the Litigation Market

Now we turn from correcting mistakes to making law. A trial imposes substantial costs on the state, including the cost of the court building and the salaries of the judge, court stenographer, bailiff, and various assistants. Unfortunately, courts keep poor accounts, and we know of no reasonable estimate of the cost to the state of an hour spent on a trial in an American court. Apparently no one knows how much of the state's cost of a trial is a subsidy and how much is recouped from the parties to the dispute in the form of court fees assessed against them.

While no one knows how large the subsidy is, we can say something about how large it ought to be. Deciding disputes and making laws differ in this respect: A decision mostly affects the plaintiff and defendant, whereas a new precedent affects many people. This difference is fundamental to the economics of trials. When an appeals court decides a matter of law, the precedent affects many people other than the parties to the dispute. Because the parties to the dispute do not internalize most of its effects, they should not pay most of its costs. The state should subsidize appeals on matters of law because of the public value of precedent. This argument does *not* apply to deciding disputes that mostly affect the plaintiff and defendant. When the law is settled and the dispute concerns the facts, the effects of its resolution do not go beyond the parties. Consequently, the case for subsidizing trials to resolve private disputes is much weaker than the case for subsidizing trials to make law.

How beneficial to the public is judge-made law? We will discuss some theories that try to answer this question by focusing on whether legal precedents evolve toward efficiency. Some social goals can be achieved without government's pursuing them. For example, Adam Smith argued that competitive markets cause people who consciously pursue their private interests to serve the public good. A competitive market is a kind of social machine whose laws of operation allocate



resources efficiently without anyone's consciously striving for that goal. Litigation has some elements of a competitive market; specifically, plaintiffs and defendants compete with each other to advance their own ends. Are courts like competitive markets in the sense that judge-made law tends toward efficiency without anyone's consciously striving for this goal?

The economic analysis of law has investigated the inspiring possibility that litigation can make the law more efficient without the conscious help of judges. This might occur through what is called *selective litigation*. Assume that inefficient laws are litigated more than efficient laws. (In a moment we shall explain why that might occur.) By assumption, inefficient laws are repeatedly challenged in court, whereas efficient laws are challenged less frequently. If efficient laws are not favored or disfavored by judges, the probability of a law's surviving a court test is independent of whether it is efficient or inefficient. But we are assuming that inefficient laws are challenged in court more often than efficient laws. These two assumptions—that efficiency is negatively correlated to the probability of a court test and that efficiency is not negatively correlated to the probability of a law's surviving such a test—are sufficient to cause the law to evolve toward efficiency.

Under these assumptions, selective litigation works like a strainer that catches inefficient laws while allowing efficient laws to slip past. The law, being repeatedly sieved, becomes more efficient with the passage of time. The process of filtering out inefficient laws could operate without judges' consciously favoring efficiency; indeed, it is sufficient for judges not to disfavor efficiency. In order for selective litigation to cause the law to evolve toward efficiency, selection must be biased against inefficient laws.

Is there any reason to think that inefficient laws will be challenged in court more often than efficient laws? The answer is "yes," but this is not a strong yes—more like a "probably." To see why, consider that inefficient laws allocate entitlement to the wrong parties. Return to Example 3 from the beginning of this chapter, which concerned the division of property in a divorce. Suppose that Joan Potatoes and Joe Potatoes place different valuations upon their house: Joan values it at \$150,000 and Joe values it at \$100,000. Efficiency requires the allocation of legal entitlements to the parties who value them the most, so efficiency requires Joan to get the house. If Joan gets the house, the value to Joe of overturning that allocation equals \$100,000. In contrast, if Joe gets the house, the value to Joan of overturning that allocation equals \$150,000. Because Joan has more at stake than Joe, Joan would be more likely than Joe to challenge an unfavorable legal allocation. In general, the party who values a legal entitlement the most will spend more on a suit to obtain it than anyone else. So, an inefficient allocation of the entitlement will provoke more expenditure on litigation than will an efficient allocation.

More money will be spent challenging inefficient laws than challenging efficient laws. More will be spent extensively and intensively: more extensive litigation means more frequent challenges in court; more intensive litigation means that the plaintiffs hire more expensive lawyers and spend more on preparing the case. Insofar as expenditures improve the quality of the argument in court and insofar as courts are influenced by arguments of higher quality, litigation against inefficient laws will tend to be more successful than litigation against efficient laws.



We have argued that litigation selects against inefficient laws, resulting in more frequent court challenges and better preparation of plaintiffs' cases. Thus, a mechanism in the common law works similarly to the "invisible hand" in markets. Unfortunately, the invisible hand guides courts weakly compared to its guidance on markets. To understand why, consider an analogy between legal precedents and scientific discoveries. Some scientific advances, including the discovery of basic principles, are unpatentable. Insofar as scientific advances are unpatentable, investors in research cannot capture its full value to society. Part of the value spills over, which constitutes an externality. Markets for basic scientific discoveries may fail because value spills over, unlike, say, the market for bananas, where the grower captures the product's full value.

Trials have more in common with basic scientific research than with the market for bananas. A law is, by its nature, general in the scope of its application, so challenging a law affects everyone who is subject to it. The effects of a new, more efficient precedent spill far beyond the litigants in the case in which the precedent is set. Consequently, most plaintiffs appropriate no more than a fraction of the value that a new precedent creates and redistributes. Other beneficiaries free-ride on this plaintiff's success. Consequently, litigation selects against rules whose costs are internalized by a single plaintiff. Free-riding is more powerful than inefficiency in channeling litigation pressure.

**QUESTION 10.37:** The plaintiff who brings a suit to establish a more efficient precedent enjoys only a fraction of its social value. Does this fact show that the government should subsidize lawsuits by paying part of the cost of litigation?

**QUESTION 10.38:** What features of the inquisitorial system might attenuate the pressure of selective litigation as compared to the adversarial system?

### C. Enacting Social Norms

We have asked whether competition in the litigation market drives judge-made law toward efficiency. Apparently, competitive pressures toward efficiency are present but weak in the litigation market. Economic analysis of law has demonstrated more consistency between the common law and efficiency than anyone anticipated when the intellectual enterprise first began in the 1960s. The degree of consistency far exceeds what could be expected from competitive pressure in the litigation market. Besides litigation pressure, another possible cause of efficiency is competition among "social norms," by which we mean norms that arise outside of the legal system. Norms arise in communities where people interact repeatedly. Social norms compete for peoples' allegiance, and, under certain conditions, the more efficient norms win the competition. Judges sometimes enforce social norms. If judge-made law evolves in the same direction as social norms, then competition in the "market for norms" will drive judge-made law toward efficiency.

The traditional account of the "law merchant" provides an example. Medieval merchants engaged in a variety of commercial practices, such as paying each other



with bills of exchange.<sup>41</sup> These practices competed against each other and the more efficient ones prevailed. A practice that prevailed was raised to the level of an obligation among merchants. These obligations constituted the social norms of the community of medieval merchants. The merchants in the medieval trade fairs of England developed their own courts to regulate trade. As the English legal system became stronger and more unified, English judges increasingly assumed jurisdiction over disputes among merchants. The English judges often did not know enough about these specialized businesses to evaluate alternative rules. Instead of making rules, the English judges then tried to find out what rules already existed among the merchants and selectively enforced them. Thus, the judges dictated conformity to merchant practices, not the practices to which merchants should conform. The law of notes and bills of exchange in the 18<sup>th</sup> century especially exemplifies this pattern.<sup>42</sup>

The model of the law merchant once enjoyed a special place in the philosophy of law. According to an old theory of jurisprudence, courts should *find* the common law, not *make* it. Judges find the common law by identifying social norms and selectively raising them to the level of law. When judges follow this pattern, the common law has the authority of custom behind it. This philosophy is not limited to common law. The makers of legal codes often follow this philosophy. For example, Karl Llewellyn, the scholar who directed the creation of America's most successful code, *The Uniform Commercial Code*, explicitly identified the best business practices and wrote them into the code. Similarly, the creators of the great European codes often tried to identify and enact the best business practices of the day.

We now live in an age of a new law merchant. The modern economy creates many specialized business communities and norms arise in them to coordinate the interaction of people. The formality of the norms varies from one business to another. Self-regulating professions, like law and accounting, and formal networks like Visa promulgate their own rules. Voluntary associations, like the Association of Home Appliance Manufacturers, may issue guidelines. Informal networks, such as the computer software manufacturers, may have inchoate ethical standards. All of these social norms provide a rich source for decentralized law-making by judges. As the economy develops and becomes more complex, social norms should become more important as a source of law.

We stated that social norms compete for people's allegiance, and, under certain conditions, the more efficient norms win the competition. Economists have

---

<sup>41</sup> A "bill of exchange" is, in essence, a formal enforceable promissory note. These bills, originally given by a debtor to his creditor, might then be passed on by the creditor to *his* debtors in settlement of obligations. In some communities these bills became a *de facto* currency.

<sup>42</sup> The extent to which the medieval law merchant was substantive, rather than procedural, is disputed, and its relationship with common law and admiralty law is difficult to reconstruct. The process of assimilating bills of exchange and negotiable instruments into the common law, which occurred in the 18<sup>th</sup> century, is well documented. The traditional theory is developed by JAMES W. HOLDEN, *HISTORY OF NEGOTIABLE INSTRUMENTS IN ENGLISH LAW* (1993). Holden is criticized by John Baker in *The Law Merchant and the Common Law Before 1700*, 38 CAMBRIDGE L. J. 295 (1979).



begun to study social norms in an attempt to understand when they evolve toward efficiency. A short answer is that social norms evolve toward efficiency when they coordinate the behavior of people in long-run relationships and when the effects of the norms do not spill over to other people.

**QUESTION 10.39:** Central planning was the method used in the Communist system for making commodities. It failed because the planners lacked the information and motivation to direct an increasingly complicated economy. Instead of being inevitable, socialism proved to be impossible. Making laws is not so different from making commodities. Contrast centralized and decentralized ways of making laws.

#### WEB NOTE 10.6



There is now a large and fascinating literature on the relationship between social norms and law. For references, links, and summaries, see our website.

### D. Efficiency as a Judicial Motive

We have asked whether judge-made law tends toward efficiency without anyone's consciously striving for it. We found a weak pressure toward efficiency in the litigation market and a stronger pressure in the market for norms. What about more conscious forces? Do judges consciously adopt efficiency as a goal? Philosophers disagree about whether a judge can properly decide a case on the ground of efficiency. It can be argued, for example, that judges should allocate legal entitlements fairly and that the fair allocation has no systematic connection to an efficient allocation. Despite such arguments, judges often prefer more efficient rules, but their own descriptions employ terms other than "efficiency." The law embeds efficiency principles under other names.

We cannot develop this theory systematically, but we can provide some suggestive examples. We have argued repeatedly that efficient incentives require the internalization of costs and benefits by the private decision-maker. That is, private decision-makers face efficient incentives when they bear social costs. The law often prescribes the internalization of costs. To illustrate, recall our analysis of tort law in Chapter 8. An injurer can avoid harming someone else by taking precaution against accidents. Internalization requires injurers to proceed as if the harm were their own (*i.e.*, as if the harm were part of their expected costs). When injurers internalize the cost of the harm, they will balance it against the cost of precaution, as required for economic efficiency. Thus, tort law requires injurers to take precaution as if accidental harm to others were their own. Judges may call this "a requirement that injurers show equal concern for the harms suffered by others as for themselves." But this is simply cost-internalization under another name.

Here is another example of courts using alternative terminology when they decide cases on efficiency grounds: each dollar the plaintiff receives in a lawsuit must be paid by the defendant, so the immediate effect of the judgment is pure



redistribution. Self-interested litigants may have diametrically opposite preferences concerning the distribution of the stakes. But suppose they look beyond the immediate division of the stakes and consider the future effects of the legal rule that applies to their dispute. Even though they disagree about this case, they may agree over the rule that they would like to use to resolve new disputes that arise in the future.

Consider an example. Negligence rules as they used to operate in the common law countries (when contributory negligence was a complete bar to recovery) were all-or-nothing: either the plaintiff was entitled to full compensation for the injury, or the defendant was not liable. In recent years many jurisdictions have abandoned all-or-nothing rules in favor of comparative negligence. Under the rule of comparative negligence, each party is responsible for accident costs in proportion to the harm she caused. Thus, if the defendant was twice as negligent as the plaintiff, the defendant is liable for two-thirds of the harm.

Suppose that everyone who lives in a jurisdiction governed by an all-or-nothing rule favors changing to comparative negligence. Further, suppose that someone is injured under circumstances in which the current rule puts all the costs on the other party, whereas comparative negligence would split the costs between them. The accident victim will want this dispute resolved by using the current law, even though he, and everyone else, favors resolving future disputes by the new rule of comparative negligence.

In a common law system, a court may take such a case as the occasion to change the law from the old all-or-nothing rule to the new rule of comparative negligence. Good arguments can be made that judges have the power to abandon a rule in favor of an alternative that makes everyone better off in the future. Certainly a court that made such a change would justify it by pointing to the future benefits that everyone will enjoy. The retrospective application of the new rule can be defended on the ground that everyone prefers its prospective application.

An important normative standard in economics is Pareto efficiency. An improvement by this standard makes someone better off without making anyone worse off. When an appeals court adopts a new precedent, one party to the dispute wins and the other loses. A change in which there are some losers is not an improvement by the Pareto standard. So, the Pareto standard in its simplest interpretation does not provide a guide to adjudicating disputes. We have explained, however, that people who disagree about the best rule for resolving their current dispute may yet agree about the best rule for resolving future disputes. If the prospective application of a new rule makes some people better off and no one worse off, we will say that the new rule is an improvement by the *ex ante* Pareto standard.

This modified concept of Pareto efficiency is very valuable in the economic analysis of law. When an appeals court adopts a new rule whose prospective application is better for everyone, the court may be arguing in different language that the new precedent is *ex ante* Pareto efficient.

**QUESTION 10.40:** In Chapter 8 we explained the Hand rule for determining whether an injurer was negligent. Does the Hand rule require that “injurers show equal concern for the harms suffered by others as for themselves”?



## VII. AN EMPIRICAL ASSESSMENT OF THE LEGAL PROCESS

“It was so cold last winter,” according to an old joke, “that I saw a lawyer with his hands in his own pockets.” The law is expensive, as so many jokes proclaim, but in reply we might adapt a remark by Derek Bok, a lawyer and former President of Harvard University. He answered complaints about the high cost of education by saying, “If you think education is expensive, try ignorance.” Similarly, we might say about litigation, “If you think justice is expensive, try injustice.” A battle of metaphors, however, cannot solve a question that we posed at the beginning of this chapter: does the legal system minimize the sum of administrative costs and error costs? We developed some theories relevant to this question by analyzing the stages of the litigation process. Now we turn to the relevant empirical research, beginning with some basic facts about the United States.

In 2002, federal and state trial courts in the U.S. disposed of about 20 million civil cases, nearly 16 million criminal cases, and about 2 million juvenile cases. These numbers imply roughly one disposition annually per eight Americans.<sup>43</sup>

What form do these dispositions take? We have good figures for the disposition of legal complaints for cases in the federal courts and good reasons for believing that the figures for dispositions of complaints filed in state courts follow a similar pattern. Moreover, we have reason for believing that these figures are consistent with dispositions by federal courts in years before and after 2000. For instance, in 2000 we know that the federal courts disposed of almost 260,000 civil cases. Of that total slightly less than 2 percent were disposed of by means of a trial. (Only about 3100 or 1.2 percent of those cases were tried to a jury verdict, and about 1500 or 0.6 percent resulted in a bench verdict.) So, the federal courts disposed of 98.2 percent of the civil complaints in some other way. More than half of them (53.3 percent) were dismissed for lack of jurisdiction, voluntary dismissals, settlements, or other causes of dismissal. About 20 percent (18.5 percent) were transferred to another court for further proceedings, remanded to state courts, resulted in judgments on an award by arbitrators, fresh trials following arbitral judgments, or other judgments. Another 13 percent were resolved through pre-trial motions, and slightly more than 8 percent were disposed of by default judgments.<sup>44</sup>

<sup>43</sup> There are some terms of art in this section that bear comment. A “legal complaint” is a submission to a court asking for adjudication of a grievance or resolution of an allegation of criminal conduct. The legal system then “disposes” of the complaints submitted to it in a variety of different ways. Some complaints are dropped; some are resolved by settlement bargaining among the parties; some are resolved by pre-trial motions and summary judgment; some are dismissed; some are pending (that is, awaiting resolution); some are in the process of being transferred to other courts; and some go to trial for litigation to a judgment. In the ideal world, 100 legal complaints result in 100 dispositions. As we will shortly see, of those 100 complaints somewhere between 3 and 5 of them result in trial. The vast majority of legal complaints are disposed of by means other than trial.

<sup>44</sup> A “default judgment” occurs when one of the parties fails to appear or contest the complaint, so that the other party wins “by default.” The remaining (roughly) 5 percent of dispositions are either not recorded or were pending resolution. The figures come from Chris Guthrie, *Procedural Justice Research and the Paucity of Trials*, J. DISP. RES. 127 (2002). Guthrie notes that approximately 35 percent of legal complaints are resolved by means of pre-trial motions or summary judgment.



Most civil legal complaints (about 98 percent) are filed in state courts rather than federal courts.<sup>45</sup>

One legal complaint annually for every eight Americans is a lot. What about the trend over time? Total dispositions of all criminal and civil disputes in the U.S. state and federal courts increased by a factor of three between 1981 and 1992, but have fallen significantly since then. The long-term pattern of civil disputes resolved by trial during the 20<sup>th</sup> century has been one of slow, steady increase through the first half of the century, followed by a slow (and then accelerating) turn away from litigation. As we saw in Chapter 9, contract disputes have, until recently, been far more numerous than any other kinds of civil disputes in the courts. Beginning sometime in the mid-1990s, however, tort disputes surpassed contract disputes as the leading form of civil litigation. The number of property disputes is far behind both tort and contract disputes.

### A. Lawyers

Filing legal complaints and disposing of them requires lawyers. Different countries have substantially different numbers of lawyers per capita. The American Bar Association estimated in 2005 that there were approximately 1.1 million lawyers in the United States, or one lawyer for every 275 people. For comparison, Germany had one lawyer for every 622 people, the United Kingdom had one lawyer for every 496 people, and Japan had one lawyer for every 5800 people.<sup>46</sup>

Is having more lawyers per capita a good thing? Most lawyers are “transaction cost engineers”—to use Ron Gilson’s phrase<sup>47</sup>—who mostly remove impediments to cooperation among private parties (as we argued in Chapter 4’s Normative Coase Theorem). Without them, people would have more difficulty establishing business organizations, hiring employees, setting up trusts, or dissolving marriages, to name a few activities requiring legal support for cooperation.<sup>48</sup> Legal education and the bar should ideally supply competent lawyers without artificially constraining their numbers or controlling prices. In these conditions of fair competition, the people who hire lawyers are the best ones to judge their own needs for legal services. Unfortunately, everywhere the history of the bar is a story of constrained supply and monopoly practices. Recent U.S. history, fortunately, is a new story of overcoming some of these constraints and dismantling some

<sup>45</sup> Marc Galanter, *The Day After the Litigation Explosion*, 46 MD. L. REV. 3 (1986).

<sup>46</sup> In 2005 Germany had approximately 130,000 lawyers in a total population of 82.5 million, in 2004 the United Kingdom had 121,000 lawyers in a total population of 60.2 million, and in 2005 Japan had 22,000 lawyers in a total population of 128 million. Japan has recently embarked on a reform of its legal education system to increase the number of its lawyers.

<sup>47</sup> Ronald Gilson, *Value Creation by Business Lawyers: Legal Skills and Asset Pricing*, 94 YALE L. J. 239, 301–02 (1984).

<sup>48</sup> Some empirical evidence suggests a positive causal relationship between the number of lawyers per capita and a nation’s growth rate, which is consistent with the proposition that lawyers are principally transaction cost engineers. See Frank B. Cross, *The First Thing We Do, Let’s Kill All the Economists: An Empirical Evaluation of the Effects of Lawyers on the United States Economy and Political System*, 70 TEX. L. REV. 645, 689 (1992).



monopoly practices, especially by allowing lawyers to advertise their services in various ways.

## B. Trials

In this section we consider three topics regarding trials—their costs, which disputes go to trial and who wins, and what explains the fact that trials are becoming increasingly rare.

**1. The Costs of Trials** No one is sure of the total or average costs of all civil disputes in the United States, but we do know something about the costs of various parts of the trial process.<sup>49</sup> For example, we know something about “filing fees,” the cost of asking a court to resolve a dispute. Those fees differ according to the jurisdiction and the amount in controversy. In Cook County, Illinois—that is, Chicago—the cost to initiate a civil action is \$294, so long as the amount in controversy is less than \$15,000. Those filing fees can be as low as \$76 if the amount in controversy is \$250 or less. But there are additional charges for such matters as appearance fees; confession of judgment and Law Library fees; counterclaim, third-party action, and contribution fees; jury fees (depending on whether the size of the jury is 6 or 12 persons); garnishment-of-wages fees; fees for issuing a summons; and more.<sup>50</sup> These costs for a routine civil action can mount into the thousands of dollars quickly.

We also have cost figures on pre-trial discovery. The Civil Litigation Research Project examined about 1600 cases from federal and state courts and found that there was no discovery in more than half of those cases. Where there was discovery, there were no more than five “discovery events.” Other studies have also found that discovery is not rampant in the average or randomly drawn case and is unlikely, therefore, to be a significant cost of civil justice. A RAND study concluded, “Discovery is not a pervasive litigation cost problem for the majority of cases. The empirical data show that any problems that may exist with discovery are concentrated in a minority of the cases.”<sup>51</sup> That same RAND study found that discovery typically consumes “about one-fourth to one-third of total lawyer work hours per litigant. Discovery accounted for less than half the lawyer work hours in all the subsets of general civil cases that we examined.” The amount of discovery tends to increase with the stakes in the trial, but even when the stakes were more than \$500,000, discovery rarely accounted for more than 30 percent of the lawyers’ work hours on the case. Lawyer hours are the biggest component of litigation costs.

Charles Silver concluded that about 3 percent of legal complaints are resolved by trial and 97 percent are settled out of court (or resolved in some other manner).

<sup>49</sup> Charles Silver, *Does Civil Justice Cost Too Much?*, 80 TEX. L. REV. 2073 (2002).

<sup>50</sup> In more rural counties of Illinois those filing fees are less. For example, in Champaign County the cost to initiate a civil action is \$210, and in relatively sparsely populated Monroe County in the southwestern portion of Illinois, the cost is \$173.

<sup>51</sup> Silver, *supra* n. 49, at 2095.



By comparison to litigation, settlement is much cheaper. Samuel Gross and Kent Syverud found that a typical trial lasted 9 days, and a typical negotiation to resolve a similar matter lasted 9 hours.<sup>52</sup>

We can use these numbers to make back-of-the-envelope estimates of the cost of each. An American trial usually involves a prosecutor, or plaintiff and his lawyer, a defendant and his lawyer, a judge, a 12-person jury, a court stenographer, and a court guard. There are usually witnesses—one testifying and others waiting to testify. That adds up to roughly 20 people, whose labor or opportunity costs vary widely. Lawyers may bill their trial time at \$250 per hour, so that an hour of a trial costs \$500 in lawyers' fees. (That does not include any time outside of court preparing for trial.) If the trial takes 4 hours per day, then the trial cost of the lawyers is \$2000 per day. The judge is paid on an annual basis whether there are trials or not. Nonetheless, let us impute to the judge's time a figure comparable to that of the lawyers (\$250 per hour) and assume that the cost of the judge's time is \$1000 per day of trial. Jurors are usually compensated at a rate of something like \$10 per day, which is far below the opportunity cost of their time. There are usually 12 of them (although not all civil trials are jury trials) for a total cost of \$120 per day. If we estimate the average value of the labor of the additional participants at, say, \$40 per hour, then the labor value of the additional 5 participants amounts to \$200 per hour or \$800 per day of trial. That gives us a total social cost per day of trial equal to slightly less than \$4000.

Now we convert these daily costs into costs per trial. If we use the estimate that a civil trial takes 9 days on average (as Gross and Syverud found), then the total social cost of the average civil trial would be \$36,000.

These numbers underestimate the social cost of trials because they exclude the time spent preparing for trial, the cost of the administrative and support staff for the judge and the lawyers, the opportunity cost of the time spent by the jury and witnesses, and the implicit rental value of the court room. On the other side of the ledger, we have not attempted to estimate the social benefits of trial, which include the benefit to the private parties of resolving their dispute, setting a baseline for bargaining in the cases that settle without a trial, deterring wrongdoing and harm by potential defendants, and improving laws by the evolution of new precedents. In any case, full trials are not worthwhile socially unless the stakes are substantial. This fact provides an incentive to avoid trials by alternative resolution of disputes, or to simplify trials as in small claims courts.

**2. The Selection Effect and the 50-Percent Rule** Earlier in this chapter we developed a theory of how a rational party would decide between litigation and settlement. We concluded that the major cause of trials is relative optimism—each expects to do better at trial than the other side believes it will do. Put differently, the major cause of trials is the parties' private information that makes them disagree about the trial's likely outcome. As a result, disputes that result in trials

<sup>52</sup> See Samuel Gross & Kent Syverud, *Getting to No: A Study of Settlement Negotiations and the Selection of Cases for Trial*, 90 MICH. L. REV. 319 (1991).



rather than settlements must have characteristics that produce relative optimism. The disputes that go to trial are a biased set of all disputes with respect to the characteristics that cause expectations to diverge. Because of this “selection effect,” the distribution of characteristics of disputes resolved by trial differs from the distribution of characteristics of all disputes.

In 1984 George Priest and Benjamin Klein published an influential paper on these matters.<sup>53</sup> They conjectured that each party is equally likely to make the mistake resulting in false optimism that causes a trial. Because each party is equally likely to be mistaken, they inferred that each party is equally likely to win at trial. On average, the likelihood that plaintiffs will win at trial, consequently, is the same as the probability that the defendant will win, approximately 50 percent.

If each party is equally likely to be mistaken, does it follow that each party is equally likely to “win,” as this word is understood in legal disputes? We need to look carefully at whether theory justifies this strikingly simple conclusion. At trial, a “win” for the plaintiff usually means that the court awards damages to the plaintiff. There is no reason why the plaintiff should win half of the time by this definition. To see why, consider that the defendant in many disputes concedes liability and contests damages. Thus, the defendant may concede that his negligence caused a dent in the plaintiff’s car but denies that his negligence caused the broken headlight. In these circumstances, the definition of a plaintiff “win” at trial cannot mean that the plaintiff wins *something*, which occurs with 100 percent certainty. Rather, the definition of a plaintiff “win” must mean something like “the court awards the plaintiff higher damages than the defendant expected to pay.”<sup>54</sup>

Another possible definition of “winning” occurs in the symmetrically opposite case, where the defendant concedes damages and contests liability. To illustrate, assume that the defendant concedes to the plaintiff’s claim that damages equal \$1000. Assume that the true probability of plaintiff victory equals .10. Cases go to trial where the plaintiff falsely believes that he will win with probability more than .10, or the defendant falsely believes that he will lose with probability less than .10. Plaintiff and defendant are both wrong half of the time. The plaintiff, however, wins damages in 10 percent of the litigated cases.

Generalizing arguments like these, Steve Shavell demonstrated that “it is possible for the cases that go to trial to result in plaintiff victory with any probability. Moreover, given any probability of plaintiff victory at trial, the probability of plaintiff victory among settled cases (had they been tried) may be any other probability.”<sup>55</sup> So, the case for 50-percent victory by plaintiffs at trial is weak in theory.

The question remains whether the 50-percent rule is true in fact. Perloff and Rubinfeld examined antitrust cases in the late 1970s and early and mid-1980s and

<sup>53</sup>George L. Priest & Benjamin Klein, *The Selection of Disputes for Litigation*, 13 J. LEGAL STUD. 1 (1984).

<sup>54</sup>In civil law systems of Europe, where the loser pays the winner’s legal costs, the defendant in such a case will have to pay the plaintiff’s legal costs if the court’s judgment exceeds the defendant’s settlement offer.

<sup>55</sup>Consideration of differences in the costs of litigation to the two parties further undermines the 50-percent rule. Steven Shavell, *Any Frequency of Plaintiff Victory at Trial Is Possible*, 25 J. LEGAL STUD. 493 (1996).



found that defendants won about 70 percent of those cases.<sup>56</sup> Donald Wittman examined a sample of rear-end automobile collision cases in California and concluded that the data set did not confirm the 50-percent rule.<sup>57</sup> Theodore Eisenberg found that plaintiff win rates were approximately 50 percent in products liability cases but were less than 40 percent for medical malpractice cases in federal court.<sup>58</sup> Jeremy Waldfogel tested the 50-percent rule for a selection of contracts, intellectual property, and tort cases from the mid-1980s from the Southern District of New York. He found that when relatively few cases within a category go to trial, the plaintiff win rate tends to be close to 50 percent. When the trial rate increases, however, plaintiff success rates diverge from 50 percent—in some instances higher and in others, lower.<sup>59</sup>

Finally, Kessler, Meites, and Miller, focusing on appellate cases rather than those from trial courts, sought through regression analysis of more than 3000 cases to find causes for deviations from the 50-percent rule. Taking into consideration difference in stakes, information, settlement, and litigation costs, and four other dispute-specific characteristics, they found that these characteristics affect win rates in statistically significant ways. Furthermore, these effects are consistent with predictions by the models in this chapter.<sup>60</sup>

So, the empirical evidence on the 50-percent rule is mixed: some studies find it to be borne out by the evidence; others suggest that it is not; some find the rule to be true only in certain kinds of disputes but not true in other kinds of disputes; and some find that the evidence supports the hypothesis but only in the restrictive circumstances in which Priest and Klein suggested that it would hold.

**3. *Vanishing Trials?*** The United States has a reputation as a highly litigious society, even though less than 5 percent of legal disputes are resolved by trial. An additional surprise is the fact that civil trials have declined in the United States over the last 40 years. That is the heart of an important article by Professor Marc

<sup>56</sup> Jeffrey Perloff & Daniel Rubinfeld, "Settlement in Private Antitrust Litigation," in STEVEN SALOP & LAWRENCE WHITE, EDS., *PRIVATE ANTITRUST LITIGATION* (1987). See also Jeffrey Perloff, Daniel Rubinfeld, & Paul Ruud, *Antitrust Settlement and Trial Outcomes*, 78 REV. ECON. & STAT. 401 (1996).

<sup>57</sup> Donald Wittman, *Is the Selection of Cases for Trial Biased?*, 14 J. LEGAL STUD. 185 (1985). George Priest responded by examining a set of rear-end auto collision cases in Cook County, Illinois, and found support for the 50-percent rule in that data set.

<sup>58</sup> See Theodore Eisenberg, *Testing the Selection Effect: A New Theoretical Framework with Empirical Tests*, 9 J. LEGAL STUD. 337, 349 (1990). "The 50-percent hypothesis may be rejected while the basic selection effect is retained." In a later study with Kevin Clermont, Eisenberg found the somewhat puzzling result that plaintiff win rates were substantially higher when the dispute was tried to a judge rather than to a jury, which is puzzling because they choose to try their complaint before a jury in 90 percent of all cases. Kevin Clermont & Theodore Eisenberg, *Trial by Jury or Judge: Transcending Empiricism*, 77 CORNELL L. REV. 1124 (1992).

<sup>59</sup> Joel Waldfogel, *The Selection Hypothesis and the Relationship between Trial and Plaintiff Victory*, 103 J. POL. ECON. 229 (1995).

<sup>60</sup> Daniel Kessler, Thomas Meites, & Geoffrey Miller, *Explaining Deviations from the Fifty-Percent Rule: A Multimodal Approach to the Selection of Cases for Litigation*, 25 J. LEGAL STUD. 233 (1996).





## FORUM SHOPPING

Lawyers frequently have a choice about where to file a complaint—a decision called “forum shopping.” Thus, the plaintiff may search for the most favorable jurisdiction to file a complaint, and the defendant may respond by requesting removal of the case from the state court for decision in a federal court. (The defendant can ask for such a change when the plaintiff and defendant reside in different states.) Forum shopping has increased significantly over the last 30 years. In 1970, 15 percent of state court cases were removed to federal courts, presumably by defendants who asked for removal after plaintiffs filed their complaints. In 2000, more than 30 percent of state court cases were removed to federal courts.

As a theoretical matter, it is not clear whether forum shopping is efficient. If litigants can choose among jurisdictions in deciding where to have a trial, then that may create an incentive for jurisdictions to compete among themselves in the provision of better litigation services. They may, for instance, offer clearer substantive law, more rapid decisions, and specialized services. Delaware, according to this theory, has made itself a particularly attractive venue in which to try matters of corporate law. But this jurisdictional competition may have a dark side, too. States might compete not by offering better justice but by promising cheaper justice or justice tailored to noncorporate clients or for corporate clients. Some jurisdictions, for instance, have in the past decade or so become famous as venues friendly to plaintiffs. It is not yet clear whether, on balance, forum shopping is a good thing (a “race to the top”) or a bad thing (a “race to the bottom”).<sup>61</sup>

Why has there been an increase in forum shopping? Kevin Clermont and Ted Eisenberg examined more than 3000 cases in which diversity of citizenship would have allowed the plaintiff to file the complaint in the plaintiff’s state, the defendant’s state, or federal court.<sup>62</sup> They reasoned that the plaintiff would seek out a plaintiff-friendly jurisdiction in which to file suit, and the defendant would seek to remove the case to a more defendant-friendly jurisdiction. Consequently, Clermont and Eisenberg predicted that the plaintiff would be more likely to win those cases that remained in the jurisdiction originally selected by the plaintiff, than in those cases in which the defendant successfully removed the dispute to a federal court. And that is precisely what they found. Plaintiffs were successful in just over 70 percent of all the cases, but in only 34 percent of those removed to federal court. An important implication of this study is that the initial ability to shop for a forum favors the plaintiff, and the ability to remove the case to a federal court favors the defendant.

<sup>61</sup>See Daniel Kessler & Daniel Rubinfeld, “An Empirical Study of the Civil Justice System,” in A. MITCHELL POLINSKY & STEVEN SHAVELL, EDS., *HANDBOOK OF LAW AND ECONOMICS*, v. 1 (2007).

<sup>62</sup>Kevin Clermont & Theodore Eisenberg, *Litigation Realities*, 88 CORNELL L. REV. 119 (2002).



Galanter.<sup>64</sup> Galanter shows that even though the total number of dispositions of disputes has increased by fivefold between 1962 and 2002, the number of civil trials in all courts in the U.S. in 2002 was more than 20 percent lower than in 1962. Not lower per capita—relative to the number of people in the U.S.—but lower in absolute numbers. Disposition of disputes by trial in 2002 “was less than one-sixth of what it was in 1962—1.8 percent, as opposed to 11.5 percent in 1962.” The decline in trials is recent and steep, not slow and steady over the course of the 40-year period. In fact, the number of civil trials in federal courts increased from 1962 to 1985 and then dropped by more than 40 percent from 1985 to 2002.<sup>65</sup> At the same time as the number of civil trials has been falling, the percentage of trials that are before juries, rather than bench trials, has been increasing. By 2002 two-thirds of all civil trials were jury trials.<sup>66</sup> Since 1962 the number of bench trials has fallen by almost 50 percent, and the number of jury trials has increased by almost 9 percent.

The change in the types of litigation has also been significant. For instance, in 1962 tort cases made up 55 percent of all civil trials and 81 percent of all civil jury trials. By 2002 torts had dropped to just 23.4 percent of all civil trials and 26 percent of all civil jury trials. By contrast, in 1962 contract disputes made up almost 20 percent of all civil trials. Almost 75 percent of those trials were tried before a judge without a jury. In 2002 contracts counted for about 15 percent of all civil trials with 53 percent of them tried to a jury. In the 1980s there were more contract than tort cases filed in the federal courts. Taken together, contract plus tort trials fell from being 74 percent of all civil trials in 1962 to being 38 percent in 2002. What trials took their place?

In 1962 civil rights trials accounted for less than 1 percent of all civil trials. In 2002 they accounted for 33 percent of all trials and for 41 percent of all jury trials. Among other controversies, the two categories that stand out are labor cases and IP cases. The same overall trends apply to them—namely, a rise and then a recent fall in the number of trials; an ever-decreasing percentage of dispositions by trial; and a shift from a small to a substantial portion of jury trials.

Do the same trends apply to criminal trials? The short answer is, “Yes.” Criminal caseload in the federal courts has risen from 33,110 in 1962 to 76,827 in 2002, about half the rate of increase on the civil side. Today there is a smaller percentage of criminal dispositions by trial—less than 5 percent in 2002 compared with 15 percent in 1962. The absolute number of criminal trials has diminished by 30 percent between 1962 and 2002.

One possible explanation for the decline in criminal trials is the implementation of determinate sentencing in the federal courts. The sentencing guidelines

<sup>64</sup>Marc Galanter, *The Vanishing Trial: An Examination of Trials and Related Matters in Federal and State Courts*, 1 J. EMP. LEGAL STUD. 459 (2004). That issue of the *Journal* also contained responses to Galanter’s article by a distinguished group of legal scholars.

<sup>65</sup>Galanter says that the trends in state courts, where, recall, almost 98 percent of all litigation takes place, reflect those in the federal courts.

<sup>66</sup>It is not clear that these same trends with respect to bench and jury trials are true for the reduced number of state court trials over the 1962–2002 period.



offer an incentive to avoid trial in the form of a criminal offense level reduction for “acceptance of responsibility.” Since implementation of the guidelines in November, 1987, the number of criminal trials has declined. From 1962 to 1991 the percentage of trials in criminal cases was relatively steady between 13 and 15 percent. However, since 1991 the percentage of trials in criminal cases has steadily decreased (with the exception of a 0.06 percent increase in 2001) from 12.6 percent in 1991 to less than 4.7 percent in 2002. As we shall see in Chapter 12, this decline is consistent with the significant decline in the number of crimes in the United States that began in the early 1990s.

Why has there been this dramatic decline in the number of trials? Galanter canvases a wide variety of possible explanations. For example, he rejects the possibilities that there has been some significant change in procedural law, that class actions have replaced individual causes of action, and that there is a dearth of judges to hear cases.<sup>67</sup>

There are three related explanations for the phenomenon that deserve further study. First, the relative cost of trials may have increased significantly (perhaps because controversies have become more complex, requiring more lawyering, more specialized lawyers, more expert witnesses, more jury consultants, and so on).

Second, this increase in relative costs might induce disputants to substitute away from trials and toward alternative methods of dispute resolution. In Web Note 10.4 we have shown that one of the attractions of arbitration and mediation is that it is much cheaper and less time-consuming than litigation. Even so, there is some casual evidence to suggest that the rise in ADR has not been sufficient to replace the large number of “vanished trials.” We know that ADR increased significantly in the 1990s but probably not by enough to account for the 300,000 contracts cases that have “disappeared” from the federal courts since the 1980s. As late as 1992 arbitration accounted for only 1.7 percent of contract dispositions and 3.5 percent of tort dispositions in the state courts in the nation’s 75 largest counties.

Third, it might be the case that there are fewer trials because there are fewer disputes and that there are fewer disputes because there is better lawyering today that was the case in the past. If lawyers, acting as transaction cost engineers, have grown increasingly sophisticated at anticipating problems and either providing for their peaceful resolution *ex ante* or more successfully negotiating solutions, then lawyers deserve some credit for the vanishing trial. There is some casual evidence against this proposition. Recall that dispositions increased fivefold between 1962 and 2002. The population of the U.S. increased from approximately 187 million in 1962 to 290 million in 2002. So, disputes per capita increased significantly over the period. But that could have been due to the increasing complexity of individual and economic life. There needs to be much more empirical work on this possible explanation before we dismiss the possibility that better lawyering is responsible for the vanishing trial.

---

<sup>67</sup> See our website for more information on Galanter’s article.



### C. Appeals

Sometimes the judgment in a trial is not the end of the story. One of the parties—even the winner—may feel that the trial court erred and that the result was unjust or inadequate. As a matter of right in the common law system, either party may appeal the trial court judgment to a higher court.<sup>68</sup>

An appeal is not costless; indeed, it is costly. The filing fees for docketing an appeal in the federal courts is \$450 per party. There are additional fees for certifying the results and the record from the court below, for reproducing records from the trial court, certifying documents, and so on—all of which can add hundreds of dollars to the costs of appeal. Because appellate litigation is a specialty among attorneys, the hourly costs of hiring a lawyer to pursue an appeal are almost certainly higher—and possibly much higher—than the lawyers' fees for the original trial. For instance, in a contingent fee arrangement it is customary for the plaintiff's lawyer to receive 33 percent of an award at the trial court and 40 percent if the matter goes to an appeal and is successful. The higher percentage awarded the successful attorney at the appellate level suggests that there is more intense lawyering involved in an appeal.<sup>69</sup>

The economic theory of bringing an appeal is analogous to the decision to proceed to trial but with the cost difference noted above and this additional difference: the appellate tribunal typically has discretion as to which cases it will hear and the grounds on which it will hear them. For example, for an appellate court to be willing to entertain a "leave to appeal," there must be an error of law in the proceedings at the trial court. We can predict that these errors are so rare (and the additional costs of appeal so high) that the vast majority of trial judgments will not be appealed. And the statistics bear this out.

We can begin to get a glimpse of the work of appellate courts by looking at some recent trends in appellate caseload for the State of Illinois and the federal judiciary. The table below gives important statistics on cases filed in circuit courts (the trial courts) and the appellate courts of Illinois between 2001 and 2005.

<i>YEAR</i>	<i>CIRCUIT COURT TOTAL CASES FILED</i>	<i>CIRCUIT COURT CIVIL CASES FILED</i>	<i>APPELLATE COURT TOTAL CASES FILED</i>	<i>PERCENTAGE OF TOTAL CASES APPEALED</i>
2001	4,071,700	646,350	9,226	0.0022
2002	4,158,800	677,582	8,290	0.0020
2003	4,171,700	697,700	8,182	0.0020
2004	4,240,300	685,557	8,060	0.0020
2005	4,213,700	672,781	8,153	0.0020

Note: The total caseload includes traffic, felony, dissolution of marriage, chancery, and other categories.

<sup>68</sup> See the discussion of the appellate process in Chapter 2.

<sup>69</sup> There are no new witnesses or evidence to be presented in an appeal, so filing and lawyers' fees are the principal expenses to the appellant and appellee.



It is striking that such a small percentage—one-fifth of 1 percent—of all cases is appealed. Approximately half of all appeals are on criminal matters, and approximately half on civil issues.

The figures for the federal judiciary come from the Administrative Office of the United States Courts but only for the 1-year period ending September 30, 2006. The figures indicate that in the prior year the 12 federal Circuit Courts of Appeal dealt with 66,618 filings. During that same year, the U.S. District Courts dealt with a total of 259,541 civil filings and 88,216 criminal filings for a total of 347,757 filings in 2006.

As a result, the rate of appeal in federal courts was just below 20 percent, a much higher rate than was the case for the State of Illinois.

## CONCLUSION

In this chapter we developed the theory required to analyze the efficiency of the legal process. We defined a simple measure of social costs; we distinguished the legal process into stages; and we modeled the incentive effects of different rules at each stage. Theory, alone, does not answer the question of whether the legal process is unnecessarily cumbersome and expensive in some countries. We briefly surveyed the empirical literature on the legal process in the United States and found that literature, while turning up some surprises, has generally confirmed the hypotheses of the theoretical portion of this chapter.

## SUGGESTED READINGS

- Cooter, Robert & Daniel Rubinfeld, *Economic Analysis of Legal Disputes and Their Resolution*, 27 J. ECON. LIT. 1067 (1989).
- Cooter, Robert, *Structural Adjudication and the New Law Merchant: A Model of Decentralized Law*, 14 INT. REV. LAW & ECON. 215 (1994).
- Daughety, Andrew F., & Jennifer Reinganum, *Economic Theories of Settlement Bargaining*, 1 ANN. REV. LAW & SOC. SCI 35 (2005).
- Donohue, John, *Opting for the British Rule, or If Posner and Shavell Can't Remember the Coase Theorem, Who Will?*, 104 HARV. L. REV. 1093 (1991).
- Ginsburg, Tom, & Glenn Hoetker, *The Unreluctant Litigant?: An Empirical Analysis of Japan's Turn to Litigation*, 35 J. LEGAL STUD. 31 (2006).
- Hadfield, Gillian K., *Bias in the Evolution of Legal Rules*, 80 GEO. L. J. 583 (1992).
- Hay, Bruce & Kathryn Spier, "Settlement of Litigation," in PETER NEWMAN, ED., *THE NEW PALGRAVE DICTIONARY OF ECONOMICS AND THE LAW* (1998).
- Posner Richard A., *What Do Judges and Justices Maximize? (The Same Thing Everyone Else Does)*, 3 SUP. CT. ECON. REV. (1993).
- Spier, Kathryn, *Tied to the Mast: Most-Favored-Nation Clauses in Settlement Contracts*, 32 J. LEGAL STUD. 91 (2003).



## Chapter 11

# AN ECONOMIC THEORY OF CRIME AND PUNISHMENT

*“The true measure of crimes is the harm done to society.”*

CESARE BECCARIA, ON CRIMES  
AND PUNISHMENT 64 (1764)

ANY THEORY OF crime must answer two questions: “What acts should be punished?” and “To what extent?” The first question asks for the distinguishing criteria of a crime, and the second question asks to calibrate punishments. In the next two chapters we will develop an economic theory of crime and contrast it with a particular moral theory. The economic theory, we argue, gives more convincing and precise answers to these two general questions, especially as applied to particular problems of criminal policy.

Instead of seeing crime as a challenge to theory, however, most people see crime as a threat to life and property. Crime, which once seemed rare to many people, is pervasive in many countries. In the United States, crime directly affects nearly one in three households each year. As a result, passionate arguments are made on behalf of radical reform to make punishment more certain, swift, and severe. Conversely, equally passionate arguments are made that such reforms unfairly victimize certain groups of people. When U.S. crime rates subsided recently, the proponents of harsh punishments claimed credit for the improvement, whereas their opponents say the decline in crime is one more reason to get rid of harsh punishments.

To advance these disputes, a theory of crime must provide predictions about the effect of alternative criminal policies on crime rates and other policy values. In the next two chapters we use economic theory to define crimes, distinguish them from civil wrongs, develop models of behavior by criminals and police, examine statistics on crime rates, and survey such important issues as capital punishment, handgun control, illegal drugs, and the deterrent effect of criminal sanctions. Here are some examples of particular issues in criminal law that we will address:

**Example 1:** Jim Bloggs is convicted of assault for striking and breaking the nose of Joe Potatoes. As punishment, the judge has discretion to choose a stiff fine or a short jail sentence. If the judge believes that



each punishment would deter future crime equally, which punishment should the judge use?

**Example 2:** Bloggs is sentenced to jail, but the jail is full and the jailer cannot legally add any more inmates. The state could build another jail or release some current inmates to make room for Bloggs. Which response will lead to the right amount of deterrence of criminals and minimize the social costs of crime?

**Example 3:** A thief shatters a car window costing \$100 and steals a radio worth \$75. Is the social cost of the crime \$175 (the victim's loss), \$100 (the victim's loss minus the injurer's gain), or some other number?

**Example 4:** Yvonne wishes to increase the security of her home against burglars. She considers three alternatives: (1) install bars on her windows; (2) install a loud burglar alarm; or (3) buy a gun. How will each alternative affect burglaries of her house and of *neighboring* houses? For example, will bars on Yvonne's windows reduce crime in the neighborhood or merely redirect it to other houses? Will an alarm alert neighbors? Will burglars know that she has a gun? Which alternative should the state encourage Yvonne to adopt?

In this chapter we examine the answers that the traditional theory of criminal law gives to these questions. Then we propose an economic theory of crime and punishment that, we think, surmounts the limitations of the traditional legal theory.

## I. THE TRADITIONAL THEORY OF CRIMINAL LAW

In England much of the criminal law was originally part of the common law, but over many decades criminal statutes replaced the common law of crimes. Modern criminal law is now codified in statutes in common law and civil law countries. This body of law embodies what we might call a traditional theory of crimes, according to which criminal law differs from civil law by the following characteristics:

1. The criminal *intended* to do wrong, whereas some civil wrongs are accidental.
2. The harm done by the criminal was public as well as private.
3. The plaintiff is the state, not a private individual.
4. The plaintiff has a higher standard of proof in a criminal trial than in a civil suit.
5. If the defendant is guilty, then he or she will be punished.

A complete theory of criminal law ought to explain why criminal law differs from private (or civil) law and why it has these five particular characteristics. It ought, also, to answer the two general questions with which we opened this chapter. In answering those two general questions, the central strand of economic analysis focuses on social welfare. An act should be treated as a crime if doing so increases social welfare. Similarly, the crime should be punished to the extent that maximizes social welfare. These answers place the economic theory of crime in the long tradition of utilitarian thought.



In contrast, the moral theory that we discuss is retributivism. From this perspective, criminal policy should do what is right. The right thing to do is punish people who are guilty. The wrong thing to do is punish people who are innocent. The punishment's extent should be proportional to the seriousness of the crime. Disproportionate punishment is wrong.<sup>1</sup>

The usual way to contrast utilitarian and retributivist theories is by posing hypothetical examples that pit one theory against the other and by forcing people to choose. Our approach, however, is more pragmatic. We shall argue that the moral theory begs the important questions or gives the wrong answers when applied to details of crime policy, whereas the economic theory provides a useful framework.

#### WEB NOTE 11.1



Our focus will be on the economic theory of crime and punishment, and we will have occasion to contrast that theory with the retributivist theory. However, we will not be able to take as much care with this distinction as we might. The retributivist theory has a long and honorable tradition and deserves further elaboration than we can give it here. On our website, however, we give a much more complete account of retributivism and draw sharper contrasts between that theory and the economic account of crime and punishment.

### A. Criminal Intent

A careful driver is not at fault and imposes moderate risk on others, whereas a careless driver is negligent and imposes excessive risk on others. Negligent drivers must compensate those they have harmed. Even careless drivers, however, do not disregard the safety of others or intentionally impose excessive risk on them. A driver who intentionally imposes excessive risk on others is reckless. As we saw in Chapter 9, recklessness can oblige the injurer in some countries to pay punitive damages in addition to compensatory damages.

A driver who disregards the safety of others does not intentionally run into someone. Beyond recklessness lies intentional harm. "Even a dog knows the difference between being stumbled over and kicked," and so does the law. The law makes much over the distinction between accidental and intentional harm. Tort law mostly concerns accidental harm, and criminal law mostly concerns intentional harm.

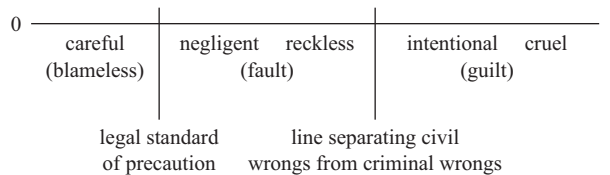
*Mens rea* (Latin for "a guilty mind") is the legal term for criminal intent.<sup>2</sup> To develop this idea of *mens rea*, we must draw the boundary between accidental and intentional harm. Consider the ranking of acts along a continuum in Figure 11.1.

<sup>1</sup> See the book by Michael S. Moore noted at the conclusion of this chapter for the best modern statement of retributivism.

<sup>2</sup> For an economic account of *mens rea*, see Jeffrey S. Parker, *The Economics of Mens Rea*, 79 VA. L. REV. 741 (1993).



**FIGURE 11.1**  
Culpability scale.



Starting at the left side of the scale, the injurer is careful and blameless. Moving to the right, the injurer's behavior becomes negligent, then reckless, and then criminal. Careful behavior is less culpable than negligent behavior; negligent behavior is less culpable than intentional harm. According to this continuum, the line separating fault from *mens rea* lies between recklessness and intentional harm. As actors cross this boundary line, they pass from fault to guilt.

Further gradations in criminal intent are sometimes relevant to determining punishment. To illustrate, harming someone intentionally to gain a personal advantage is not as bad as harming someone cruelly and taking pleasure in the victim's pain. There is, thus, a continuous gradation in the moral evaluation of the actor from blameless on the good end to cruel on the bad end.<sup>3</sup> Developing these distinctions has long engaged philosophers and social scientists. Later in this chapter we will describe some contributions of economists when we distinguish between full and diminished rationality.

**QUESTION 11.1:** We defined crime as “intentional harm to persons or property.” In the Communist countries, “crime” was often defined as “socially dangerous” behavior. Can you relate the difference in definitions to the continuum depicted above?

## B. Public Harm and Public Prosecution

Proceeding down our list, the second distinguishing feature of a crime is the nature of the harm. In the areas of the law we have examined to this point—property, contract, and torts—most of the harm has been private. In criminal law much of the harm is public. So, a murder threatens the peace and security of society at large and thus puts others besides the victim in fear for their lives. The great 18<sup>th</sup>-century commentator on the laws of England, William Blackstone, said that “in these gross and atrocious injuries [which we call crimes] the private wrong is swallowed up in the public: we seldom hear any mention made of satisfaction to the individual; the satisfaction to the community being so great.”<sup>4</sup>

<sup>3</sup> We could, of course, extend the line and fill in the gaps with fine distinctions found in criminal law. To illustrate, off the scale to the left lie meritorious acts, and off the scale to the right lie sadistic acts.

<sup>4</sup> WILLIAM BLACKSTONE, COMMENTARIES ON THE LAWS OF ENGLAND, v. IV, p. 6 (1776, reptd. 1977).



Later we will connect this traditional discussion of public harm to the economic theory of public goods. Our discussion will criticize the traditional view, expressed by Blackstone, that crime harms the public whereas torts merely cause private harm. For now, however, we explain the traditional view that crime harms the public—a view understood by generations of lawyers.

The idea that crimes harm the public has several implications. First, it justifies the difference between the plaintiffs in civil and criminal suits. In a civil suit the plaintiff is a private individual (the victim). In a criminal prosecution the plaintiff is society as represented by the public prosecutor or attorney general.

Second, the idea that crimes harm the public implies the possibility of “victimless” crimes, such as gambling, prostitution, and the sale of illegal drugs. The parties to these crimes often engage in voluntary sales for mutual advantage. However, the traditional theory of criminal law holds that these transactions have victims—namely society, whose peace and security is threatened.

Third, the traditional theory of public harm justifies punishing *attempts* to cause harm, even when they fail. When potentially harmful behavior causes no actual harm, the victim’s injury is nil, so the victim usually has no cause for a civil suit. However, failed attempts at crime, a so-called *inchoate* crime, cause fear and other harm to the public. The traditional theory of criminal law holds that a person who tries to injure another and fails should be punished.

**QUESTION 11.2:** Explain why counterfeiting money is a crime. Who is the victim?

**QUESTION 11.3:** Distinguish between (1) imposing risk on others by driving carelessly without an accident actually occurring, and (2) inspiring fear in others by attempting to commit a crime and failing.

### C. Standard of Proof

The fourth characteristic of a crime is the high standard of proof imposed upon the prosecution. In a criminal case the prosecutor must satisfy a higher standard of proof than the plaintiff in a civil case. In a civil case in common law countries, as we saw in the last chapter, the plaintiff must prove the case by a preponderance of the evidence—that is, the plaintiff’s account must be more believable than the defendant’s. In a criminal action in common law countries, the prosecutor must prove the case *beyond a reasonable doubt*.

The traditional theory gives two reasons for imposing this high standard on the prosecution. First, convicting an innocent person seems worse than failing to convict a guilty person. Criminal law strikes the balance between these two errors (which statisticians call Type II and Type I errors, respectively) in favor of the defendant. Second, the prosecution can bring the full resources of the state to bear on winning. Imposing a heavy burden of proof on the prosecution diminishes this advantage. Third, citizens may need protection from overzealous prosecutors who seek bureaucratic and political advancement.

Compared to common law countries, some civil law countries encourage an intimate relationship between judges and the state prosecutor. In Germany, for



example, officials often work as prosecutors before becoming judges, or alternate between these two jobs. One rationale for intimacy is reduction of errors by judge and prosecutor. Knowing the judge's perspective helps prosecutors avoid wasting court time. Also, compared to common law countries, the judge in civil law countries plays a more active role in developing arguments during the trial. Judges are more effective in developing arguments when they have had experience as prosecutors. Reducing mistakes is especially important in criminal cases because the process of prosecution for a crime involves embarrassment and expense for the accused, even if the final verdict is "not guilty." Note that people from common law countries sometimes exaggerate the intimacy of judge and prosecutor in civil law countries by saying that a person accused of a crime in an inquisitorial system is guilty until he proves his innocence. This is strictly false.<sup>5</sup>

**QUESTION 11.4:** Explain how the confidence of the public in the prosecutor influences the standard of proof in criminal trials.

**QUESTION 11.5:** Most jurisdictions have two possible verdicts in criminal trials: guilty or not guilty. Scottish criminal trials have three possible verdicts: guilty, not proven, or not guilty. Explain the difference between binary and trinary verdicts, with reference to the standard of proof.

## D. Punishment

People who commit crimes expose themselves to the risk of punishment. Punishment can take several forms: confinement to prison, restriction of activities by probation (now called "supervisory release" in U.S. federal law), or monetary fines. These three—imprisonment, probation, and fines—are by far the most common forms of punishment. Other forms of punishment, such as forced labor ("community service"), occur in some jurisdictions. In some jurisdictions, the defendant still faces the possibility of being beaten, mutilated, or executed by the state. Capital punishment is prohibited in countries belonging to the European Union, but it persists in other countries such as China, and it was restored in many U.S. states after it disappeared.

Punishment in criminal law is different from compensation in civil law. Compensation in civil law aims to restore the victim's welfare at the expense of the injurer. Punishment in criminal law makes the injurer worse off without directly benefiting the victim. Because the motivation is different, the issues of compensation and punishment are often independent of each other in a given instance. Thus, punishment may be imposed on top of compensation, as when criminal prosecution follows recovery in tort. Alternatively, punishment may be imposed in lieu of compensation, as when the state imprisons a pauper for assault, and the victim does not sue in tort because the injurer could not pay compensation.

<sup>5</sup> Article 6 (2) of the *Convention for the Protection of Human Rights and Fundamental Freedoms*, which the European Union requires its members to approve as a condition of joining, asserts the presumption of innocence—anyone charged with a crime is innocent until proven guilty.



In cases involving money, a strict definition illuminates the difference between compensation and punishment. *Perfect compensation* is a sum of money that leaves the *victim indifferent* between the injury with compensation or no injury. In Chapter 9, we defined the parallel concept of *perfect disgorgement*, which is a sum of money that leaves the *injurer indifferent* between the injury with disgorgement or no injury. By definition, punishment goes beyond disgorgement. *Monetary punishment* is a sum of money that makes the *injurer prefer no injury* rather than the injury with payment of the money. To illustrate by Example 3, if a thief shatters a car window costing \$100 and steals a radio worth \$75, then perfect compensation equals \$175, perfect disgorgement equals \$75, and punishment is a sum of money exceeding \$75. Thus, the criminal might be required to pay \$175 as compensation to the victim and also to pay the state a fine of \$100.

**QUESTION 11.6:** For burglary, the victim's loss usually exceeds the injurer's gain, but the opposite is true for breach of contract. Why? What are the implications for relative dollar values of compensation and punishment?

## II. AN ECONOMIC THEORY OF CRIME AND PUNISHMENT

The traditional theory of criminal law offers reasons for the characteristics of a crime and distinguishes criminal prosecutions from civil disputes, but it does not offer a predictive model of criminal behavior or propose a clear goal for criminal law. The economic theory of crime, which we develop in this chapter, does all of this and more. We begin by distinguishing criminal prosecutions from civil disputes and offering reasons for the characteristics of a crime. Next we develop a predictive model of criminal behavior based upon a theory of the rational choice to commit a crime. Finally, we propose a clear goal for criminal law and policy: it should minimize the social cost of crimes. Using this standard, we identify optimal criminal justice policies.

### A. Inadequacy of Tort Law, Necessity of Criminal Law

In Chapters 8 and 9, we discussed how tort law achieves efficient incentives by making injurers—and, in some cases, victims—internalize the cost of accidents. Most crimes are also torts, which means that most criminals are vulnerable to civil suits. If civil suits made the injurer internalize the cost of crimes, then criminal law would be unnecessary from an economic viewpoint. For several reasons, however, civil suits cannot internalize the cost of crimes. We will explain these reasons in order to justify the existence of criminal law.

The first reason concerns some inherent limitations on compensation. In Chapter 8, we said that compensation is perfect when potential victims are indifferent about accidents in the sense that they would just as soon have the injury and the damages as have no injury and no damages. Perfect compensation internalizes the harm caused by injurers. In Chapter 9 we argued, however, that perfect compensation is impossible for most people who lose a leg or a child. In those cases,



courts awarding damages deter unreasonable risks, but they do not compensate for actual harm.

Similarly, criminal punishment aims to deter intentional harms, not to compensate for them. Consider a thought experiment regarding a crime. How much money would you require in order to agree to allow someone to assault you with a hammer? This question does not make much sense. The concept of indifference is difficult to apply to crimes like assault. Consequently, the relevant law cannot take as its goal the perfect compensation of victims and the internalization of costs by injurers. Rather than pricing crime, the goal of punishment is to deter it. The state prohibits people from intentionally harming others and backs this prohibition by punishment. Thus, criminal law is a necessary supplement to tort law when perfect compensation is impossible.

Even if perfect compensation *is* possible in principle, it may be impossible in fact. Let us suppose, for example, that a level of compensation exists that makes Jonny indifferent about whether Frankie lops off Jonny's arm. It would be impossible to prove this level in court. The obstacle to proof is that arms are not bought and sold in a market; there is no objective way to know how much the loss is worth to Jonny. If the court asks Jonny what amount he feels would compensate for the loss, he may not know the answer, or he may answer by exaggerating. When there is no market to induce people to reveal their subjective valuations, economists say that there is a "problem of preference revelation." When perfect compensation is possible in principle, it may be impossible in fact because of the problem of preference revelation.

We have justified criminal law where compensation is imperfect. But suppose that perfect compensation *is* possible. Can private law accomplish efficiency without the need for criminal law? The answer is no. To see why, we must consider another argument. In the first chapter on property, we distinguished between protecting an interest and protecting a right. Recall that if the law allows trespass on the condition that the trespasser compensates the owner for any harm caused, the law protects the interest of the owner in the property. But the law does not protect the owner's right to use the property as he or she chooses without interference from others. Similarly, if the victims of car accidents were perfectly compensated, their interests in their persons and property would be protected, but their right to go about their business without interference from others would be infringed. Going about your business without interference from others is part of liberty. Protecting interests secures wealth, and protecting rights secures liberty.

There are good economic arguments for protecting rights more vigilantly than interests. In earlier chapters we saw that society is, in general, better off when goods are acquired through voluntary exchange, because such exchange guarantees that goods move to those who value them the most and, in doing so, makes both parties better off. Goods that change hands without the consent of both parties—as by theft—do not carry this same guarantee. The stolen good may be more valuable to its owner than to the thief. The thief need not pay the owner's asking price. Thus, remedies in criminal law should, in part, be set so as to protect and encourage voluntary exchange through markets.

We have argued that two obstacles prevent substituting compensation for punishment: first, perfect compensation may be impossible, and, second, even if



perfect compensation were possible, the law may seek to protect the rights of potential victims rather than their interests.

There is a third reason to supplement liability with punishment in some circumstances: punishment is often necessary for deterrence. To illustrate, assume that a thief is considering whether to steal a \$1000 television set. Assume that the probability of the thief's being apprehended and convicted equals 0.5. Assume that the thief is liable in property law but not punishable in criminal law. The expected cost of the theft to the criminal equals the expected liability:  $.5(\$1000) = \$500$ . The benefit to the thief equals \$1000. Thus, the *net* expected benefit to the thief equals  $\$1000 - \$500 = \$500$ . In this example, civil liability without punishment makes theft profitable.

In general, thieves cannot be deterred by the requirement that they return what they have stolen whenever they happen to get caught. In order to deter thieves, the law must impose enough punishment so that the expected net benefit of crime to the criminal is negative. In the preceding example, deterring the thief requires the return of the television set, or its value of \$1000, plus an additional fine.

According to the preceding discussion, tort law often aims to internalize costs, such as the risk of accidents. Once costs are internalized, actors are free to do as they please, provided that they pay the price. Internalization, however, is not the proper goal when perfect compensation is impossible in principle or in practice, or when people want law to protect their rights instead of their interests, or when enforcement errors systematically undermine liability. In these circumstances, law's proper goal is deterrence. When deterrence is the goal, actors are not free to pay the price and do as they please. Instead, punishments are calibrated to deter those actors who prefer to do the act in spite of its price.

The connection between the sanction and the actor's psychology tips off the observer as to whether the law aims for internalization or deterrence. As the actor's psychological commitment to the act increases, deterring the actor requires a larger sanction. When the goal is deterrence, a more severe punishment goes with greater psychological commitment to the act. For example, deterrence requires a deliberate act to receive harsher punishment than the same act done spontaneously. Similarly, deterrence requires harsher punishment for a repeated crime than a first offense.

In contrast, the actor's psychological commitment to the act does not affect the goal of internalization. Internalization concerns those costs the actor imposes on others. The cost to others depends on the harm caused by the act, not the actor's commitment to doing it. As the actor's psychological commitment to the act increases, internalization does not require the sanction to increase. For example, internalization does not require stronger sanctions for the same act done deliberately rather than spontaneously, or for a repeated act rather than a one-time act.

Now we return to the first of our fundamental questions, "What acts should be punished?" Acts should be punished when the aim is deterrence, whereas acts should be priced when the aim is internalization.<sup>6</sup> The law should aim for deterrence when perfect compensation is impossible in principle or in practice, when

<sup>6</sup> See Robert Cooter, *Prices and Sanctions*, 84 COLUM. L. REV. 1523 (1984).



people want law to protect their rights instead of their interests, or when enforcement errors systematically undermine liability.

**QUESTION 11.7:** We gave three reasons for having criminal punishments instead of tort liability. Give a concrete example illustrating each reason.

## B. Rational Crime

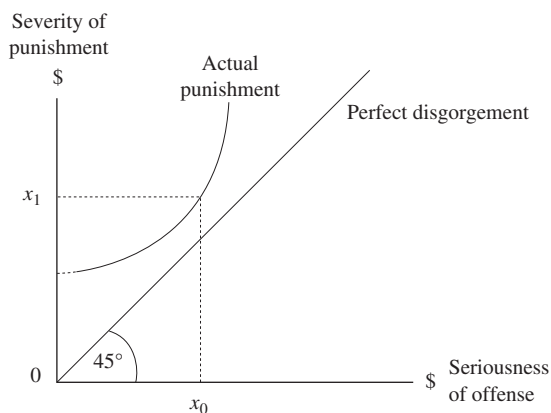
We have offered some economic reasons why criminal law is needed to supplement tort law. Now we develop a predictive theory of criminal behavior, first by explaining how a rational, amoral person might decide whether to commit a crime. (Later we consider the relationship between diminished rationality and crime.) By a “rational, amoral person,” we mean someone who carefully determines the means to achieve illegal ends, without restraint by guilt or internalized morality.

Crimes can be ranked by seriousness, and punishments can be ranked by severity. The more severe punishments typically are attached to the more serious crimes. We represent these facts in Figure 11.2. We measure the seriousness of the crime along the horizontal axis and the severity of the punishment along the vertical axis. The curved line labeled “actual punishment” shows the severity of the punishment prescribed in the criminal code as a function of the seriousness of the offense. The punishment curve slopes up to indicate that the punishment becomes more severe as the crime becomes more serious.

To give this graph more concrete meaning, consider the crime of embezzlement. The seriousness of embezzlement is sometimes measured by the amount stolen. Under this assumption, the metric for the horizontal axis in Figure 11.2 is dollars. Similarly, assume that the punishment at issue is a fine, so that a more

**FIGURE 11.2**

**Severity of the punishment as a function of the seriousness of the offense.**





severe punishment corresponds to a higher fine. Under this assumption, the metric for the vertical axis in Figure 11.2 is also dollars. Because both metrics are dollars, the lines on Figure 11.2 represent different punishment schedules. The 45-degree line represents an especially salient punishment schedule for purposes of deterrence. Along the 45-degree line, the punishment is a fine that exactly equals the amount embezzled. For example, a person convicted of embezzling \$1000 pays \$1000. When the severity of punishment equals the seriousness of the offense, punishment causes perfect disgorgement. Thus, the 45-degree line in Figure 11.2 is labeled “perfect disgorgement.”

Making embezzlers return the stolen money whenever they happen to get caught may not deter them. Consequently, the actual punishment for embezzlement must exceed perfect disgorgement. Above the perfect disgorgement line in Figure 11.2 is another line labeled “actual punishment.” Assume that this line represents the actual punishment schedule for a particular legal system. Thus, the actual punishment for embezzling  $x_0$  is  $y_1$ . (The particular shape of an actual punishment schedule is determined by lawmakers. The curved shape in Figure 11.2 is just one possibility.)

The punishment of criminals is probabilistic. The offender may escape detection or apprehension, or be apprehended but not convicted. A rational decision-maker takes the probability of punishment into account when contemplating the commission of any crime, including embezzlement. We may say that the rational embezzler calculates an expected value for the crime, which equals the gain minus the punishment multiplied by the probability of being caught and convicted.



### CRIMINAL CORPORATIONS?

Corporations regularly commit torts. For example, much of the law of consumer-product liability concerns torts by corporations. When a corporation commits a tort, liability is imposed upon the organization, not upon its individual members. But what about crimes? Can a corporation commit a crime? There is a legal obstacle to convicting corporations of crimes: *mens rea*. An individual can have a guilty mind, but it is not clear that organizations can. *Mens rea* requires the intention to do wrong and cause harm. Presumably, organizations lack minds, so they also lack intentions (except metaphorically).

So long as it was thought that organizations could not have criminal intent, the crimes that corporations could commit were limited to so-called *strict liability crimes*. Strict criminal liability does not require intending to do anything wrong. Examples of strict liability crimes are selling uncertified drugs or transporting explosives by forbidden routes. Other crimes, like manslaughter, fraud, or assault, could be committed by the members of the corporation, but not by the corporation itself.

The ability to prosecute corporations for strict liability crimes gives regulators and other officials an additional method for deterring corporate wrongdoing. In a civil suit, the prosecutor only needs to establish liability by the preponderance of the evidence, but damages are limited to compensation for the harm actually caused by the wrongdoing (and,



possibly, punitive damages). In a criminal suit, the prosecutor has to prove his case beyond a reasonable doubt, which is harder to do. However, a successful criminal prosecution results in punishment, not just liability.

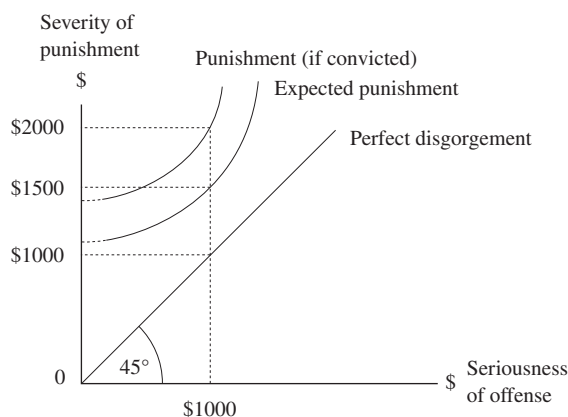
**QUESTION 11.8:** Assume that a corporation commits a tort that is also a strict liability crime. How should the state decide whether to bring a civil action or a criminal prosecution?

**QUESTION 11.8A:** What does it mean to say that a corporation intends to do something? Can corporations be punished beyond the value of their assets?

To illustrate, if the fine for embezzling \$1000 equals \$2000, and the probability that an offender will be caught and convicted equals .75, then the expected punishment equals  $.75(\$2000) = \$1500$ . To reflect this element of uncertainty, we have drawn a second punishment curve in Figure 11.3 (labeled the “expected punishment” curve) below the first one. The lower punishment curve in the figure equals the higher punishment curve minus a discount for the uncertainty of punishment.

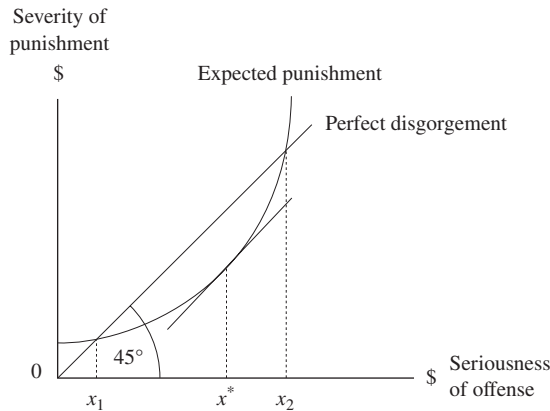
How would a rational criminal respond to the expected-punishment schedule? Under certain assumptions, a rational, amoral decision maker will embezzle money so long as the benefit exceeds the expected punishment.<sup>7</sup> Even though punishment is uncertain by assumption, the expected punishment still exceeds perfect disgorgement in Figure 11.3. When the expected punishment exceeds perfect disgorgement, the criminal expects to be worse off for the crime. So, embezzlement will not occur. Presumably, crime does not usually pay, even for rationally self-interested people without moral qualms. Consequently, Figure 11.3 represents the situation in which most people actually find themselves.

**FIGURE 11.3**  
The effect of uncertainty in punishment.



<sup>7</sup> We implicitly assume risk neutrality. A risk-averse person is more deterred by a severe punishment applied with low probability than by a mild punishment applied with high probability, holding expected punishment constant.



**FIGURE 11.4****Expected punishment and the decision to commit a crime.**

The situation is different in Figure 11.4. In this case, the expected punishment dips below perfect disgorgement for embezzlement at least as serious as  $x_1$  and no more serious than  $x_2$ . In this range, the criminal gains more than he expects to lose, so crime pays. Under these circumstances, an amoral decision-maker would embezzle some money. We can read off the graph exactly how serious the most profitable offense is. The expected profit from the offense equals the difference between perfect disgorgement and the expected punishment, which is represented on the graph by the vertical distance between the perfect disgorgement line and the expected-punishment curve. The vertical distance is maximized when the seriousness of the offense equals  $x^*$ . We may conclude that the rational decision-maker will embezzle the amount  $x^*$ .

This conclusion can be expressed in marginal values. The marginal benefit to the criminal from increasing the seriousness of the offense by a small amount is given by the perfect disgorgement curve's slope, which is 45-degrees. The marginal expected cost to the criminal is equal to the expected increase in punishment from increasing the seriousness of the offense by a small amount, which is given by the slope of a tangent line to the expected punishment curve. For values of  $x$  below  $x^*$ , the marginal benefit exceeds the marginal expected cost to the criminal, so the criminal will increase the seriousness of the offense. For values of  $x$  above  $x^*$ , the marginal expected cost exceeds the marginal benefit, so the criminal will decrease the seriousness of the offense. For  $x$  equal to  $x^*$ , the marginal benefit equals the marginal expected cost, so the criminal maximizes his net payoff by not changing the seriousness of the offense.

**QUESTION 11.9:** What is the significance of the fact that the severity-of-punishment curve in Figure 11.2 intersects the vertical axis asymptotically at a positive value?



**QUESTION 11.10:** How do Figures 11.3 and 11.4 change if the police become more efficient and catch a larger proportion of criminals? What does the change in the figures indicate about a change in criminal behavior?

### C. Mathematics of Rational Crime

The rational criminal's behavior can be explained by using mathematical notation corresponding to the graphical analysis of Figure 11.3. Let the variable  $x$  indicate the seriousness of the crime (in dollar amounts). Let the variable  $y$  indicate the criminal's payoff from the crime (in dollar amounts). We assume that the payoff is an increasing function of the seriousness of the crime:  $y = y(x)$ .

Let the punishment  $f$ , assumed to be a fine, for committing a crime of seriousness  $x$  be given by the function  $f = f(x)$ . Furthermore, let the probability of being punished for committing a crime of seriousness  $x$  be given by the function  $p = p(x)$ . Thus, the expected punishment equals the product of the amount of punishment and its probability:  $p(x)f(x)$ .

The rational, amoral criminal chooses the seriousness of crime  $x$  to maximize his or her net payoff, which equals the payoff  $y(x)$  minus the expected punishment:

$$\max y(x) - p(x)f(x).$$

The marginal values of the functions  $p(x)$  and  $f(x)$ , which we denote  $p'$  and  $f'$ , give the changes in the probability of punishment and its severity when the seriousness of the crime,  $x$ , changes slightly. Similarly, the marginal value of  $y$ , which we denote  $y'$  gives the change in the payoff as the seriousness of the crime changes slightly. The criminal maximizes the net benefits of the crime by embezzling an amount of money up to the point at which the marginal benefit of an additional amount embezzled equals the marginal expected punishment:

$$y' = p'f + pf'.$$

criminal's marginal benefit	criminal's marginal expected cost of punishment
--------------------------------	--

The marginal expected punishment for embezzling an additional dollar has two components: the change in the probability of punishment,  $p'$ , multiplied by the fine; and the change in the severity of punishment,  $f'$  multiplied by the probability of punishment. We can attach signs to these two components. More serious crimes attract greater enforcement effort by the authorities, so the probability of punishment usually increases with the seriousness of the crime. Thus,  $p'$  is usually a positive number. Furthermore, the severity of the punishment almost always increases with the seriousness of the crime, so  $f'$  is a positive number. Because  $p'$  and  $f'$  are usually positive, the expected-punishment curve in Figures 11.2, 11.3, and 11.4 slopes up.

We can use this analysis to predict the response of criminals to changes in marginal costs and benefits. An investment of more effort in enforcing criminal law can increase the marginal probability  $p'$  of punishing the criminal. Similarly, an investment of more effort in punishing criminals, such as improving the system



of collecting fines, can increase the marginal severity  $f'$ . According to the preceding equation and graphs, an increase in  $p'$  or  $f'$  will decrease the *seriousness* of the offense committed by the rational criminal. The rational criminal decreases the seriousness of his offense in order to offset the increased risk he faces from the increase in the punishment schedule.

We explained that more certain and severe punishment reduces the seriousness of crime. Now consider a change in the opportunity to commit crimes like embezzlement. The marginal benefit of crime falls when the opportunities to commit lucrative crimes diminish. According to the preceding equation, a decrease in the marginal benefit of crime  $y'$  will decrease the *seriousness* of the offense committed by the rational criminal. Conversely, when the opportunity to embezzle increases, the rational criminal increases the seriousness of his offense until the risk of punishment rises to a level commensurate with his improved opportunities for crime.<sup>8</sup>

We have explained how the rational, amoral criminal responds to changes in the probability of punishment, the severity of punishment, and opportunities to commit crimes. Next we will discuss how to use these predictions in public policy toward crime.

The proposition that the seriousness and frequency of crime decreases when the expected punishment increases corresponds to the proposition that the consumer's demand curve for goods slopes downward. Economists have a lot of confidence in this prediction.

**QUESTION 11.11:** Assume that the punishment function  $f(x)$  increases by a constant  $k$ , so that  $f(x)$  becomes  $f(x) + k$ . What is the effect on the criminal's behavior?

**QUESTION 11.12:** Assume that the payoff function  $y(x)$  increases by a constant  $k$ , so that  $y(x)$  becomes  $y(x) + k$ . What is the effect on the criminal's behavior?

## D. Applying the Model of Rational Crime to Public Policy

Our discussion of rational crime has focused on the quality of crime, specifically its seriousness. Discussions of crime, however, often focus on the quantity of crime. The downward slope in the demand curve may mean that a lower price causes each consumer to buy a little more of the good, as with gasoline, or the downward slope may mean that some consumers buy the good who would not otherwise have bought it, as with houses. The same reasoning applies to the seriousness and the number of crimes. With a slight adjustment, our model of the seriousness of crime can become a model of the quantity of crimes. Instead of the horizontal axis in the preceding graph representing the seriousness of a crime, reinterpret the horizontal axis as representing the number of crimes that a rational

<sup>8</sup> See if you can explain why there might be systematic variations in the opportunities to commit, say, embezzlement. What effect might improvements in the technology of tracking a firm's resources have on the opportunities for crime?

Also, explain how opportunity costs influence the decision to commit a crime.



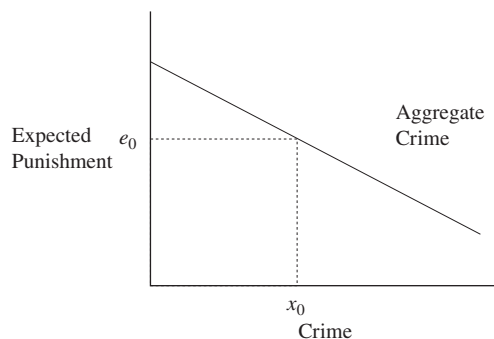
person commits. As before, the vertical axis represents the severity of punishment, whose expected value increases as the actor commits more crimes. Under this interpretation,  $x^*$  in Figure 11.4 represents the number of crimes that a rational criminal commits.

Summing the number of crimes committed by each criminal gives the aggregate number of crimes in society. An increase in  $p'$  or  $f'$ , or a decrease in  $y'$ , will decrease the number, rather than the seriousness of, offenses committed by rational criminals. Because an increase in  $p'$  or  $f'$  will decrease the number of crimes committed by each criminal, the aggregate number of crimes committed by all criminals must also decrease. Figure 11.5 depicts this fact, with aggregate crime decreasing as expected punishment increases. The proposition that the number of crimes decreases as the expected punishment increases corresponds to the proposition that the consumer's demand curve for goods slopes downward. In effect, Figure 11.5 depicts the "demand" for crime by criminals. An increase in expected punishment causes a decrease in the quantity of crime, because some criminals reduce the number of crimes that they commit and some people who would otherwise become criminals do not commit crimes.

The proposition that people demand less of a good when the price increases bears the august title, the "First Law of Demand." Similarly, we call the proposition that people commit less crime when the expected punishment increases the "First Law of Deterrence." Perhaps you think that the First Law of Deterrence is false because people commit crimes passionately, irrationally, or ignorantly. However, economists have a lot of confidence in the downward-sloping demand curve based on many statistical studies. In laboratory experiments, even rats obey the First Law of Deterrence, and people at their worst are far more rational than are rats.

The interesting question is not whether people commit less crime when the expected punishment increases. Rather, the interesting question is, "How much do crime rates respond to increases in expected punishment?" In other words, the interesting question concerns the *elasticity* of the supply of crime. When the supply of crime is elastic, policy-makers can reduce crime significantly by moderate

**FIGURE 11.5**  
**Aggregate crime.**





increases in expected punishment. When the supply of crime is inelastic, however, the variables encompassed by the economic model of rational crime are relatively less important for policy-makers than other variables, such as employment rates, family configuration, drug addiction, quality of schooling, and so on.

Our model of rational crime simplifies reality in various ways that we should mention. In reality, crime has multiple causes, so empirical research on crime should especially rely on multiple variable regression analysis. We cannot develop more complex models here, but we will briefly discuss some of our simplifying assumptions. We assume an informed criminal, who knows the costs, benefits, and probabilities associated with the crime; we assume a risk-neutral criminal; and we assume that all the criminal's costs and benefits are monetary. Most criminals are imperfectly informed about the benefits of crime and the probabilities and magnitudes of punishment. Criminals are unlikely to be neutral toward risk. Most people are risk-averse, although criminals may be unusually risk-loving. (Later we discuss more about risk.) Many crimes have nonmonetary punishments and rewards, such as disapproval in the larger society and prestige within the society of criminals. These remarks indicate some corrections in the simple model required for empirical research.

## E. Criminal Behavior and Criminal Intent

Economists usually describe the economic model of decision-making as an account of behavior, not as an account of subjective reasoning processes. Thus, consumers are said to act *as if* they were computing marginal utilities. Similarly, criminals are said to act *as if* they were comparing marginal benefits of crime and expected punishments. The commission of most crimes, however, requires criminal intent. To commit crimes, it is not enough for people to act *as if* they had criminal intent. They must actually have it. So criminal law concerns reasons, not just behavior.

Notwithstanding its focus on behavior rather than reasons, the economic model of rational choice remains useful as an account of the criminal mind. Criminal intent is often distinguished according to the level of deliberation. To illustrate, a crime may be committed spontaneously in the sense that the criminal did not make any plans in advance. Spontaneous criminals do not search out opportunities to commit crimes, but when opportunities come their way, they avail themselves of them. At the opposite extreme, crimes may be carefully planned out in advance and all the possibilities weighed. Thus, a premeditated crime shows a greater degree of deliberation than a spontaneous crime.

The economic model may be understood as an account of the deliberations of a rational, amoral person when deciding in advance whether to commit a crime. In the case of premeditated crimes, the economic model may correspond to the actual reasoning process of the criminal. In the case of spontaneous crimes, where there is no deliberation, the economic model may nevertheless be understood as an account of the criminal's behavior but not of his reasoning. For spontaneous crimes, criminals may not actually reason as in the economic model, but they may act as if they had. By saying that criminals act "as if" they had deliberated, we



mean that when presented with the opportunity to commit crimes, they respond immediately to benefits and risks as if they had weighed them. If they respond in this way, their behavior can be explained by the economic model, even though their reasoning processes are only a fragment of it.

Much of criminal law focuses on criminal trials, which concern individual defendants and their alleged intent when committing particular crimes. The focus on individuals committing particular crimes, however, is not the only perspective in criminal law. General policies toward crime must be set by legislators and officials in the criminal justice system. For example, police have to decide where to send patrols in a city, and prosecutors have to decide which crimes to prosecute. Such general policies must be formulated with an eye to their aggregate effects, such as the social costs of crime.

We have asserted that the economic model of choice describes the deliberation of rational criminals when their crimes are premeditated, and we have asserted that rational criminals behave as if guided by the economic model when they commit spontaneous crimes. If this assertion is true, empirical investigations should demonstrate that crime rates respond to the considerations identified in our model, specifically, that crime rates respond in the predicted manner to punishments and payoffs. This is an empirical question to be answered by facts, not logic. Fortunately, there is a great deal of evidence on this matter, and we shall present a summary of the literature on deterrence in the next chapter. Now we turn to crime that is not so rational.

**QUESTION 11.13:** Why should the law punish a person more severely for committing the same crime deliberately rather than spontaneously?

**QUESTION 11.14:** Laboratory experiments demonstrate that rats respond in an economically rational way to punishment, yet rats cannot legally commit crimes. Why not?

## F. Diminished Rationality—Saturday Night Fever<sup>9</sup>

The economic theory of behavior begins with super-rationality, but it need not end there. Many crimes and torts occur under conditions of diminished rationality, which economists have begun to model. For example, many crimes result from *lapses*, which are temporary aberrations in behavior that we discussed in Chapter 8. Thus, young people often commit crimes when they temporarily lose control of their emotions and act impulsively. We call this behavior “Saturday Night Fever.” The proof of Saturday Night Fever is that a person wakes up on Sunday morning and thinks, “I can’t believe what I did last night!”

In this section, we develop an economic model for this type of lapse. Prudence involves giving reasonable weight to future events, whereas imprudence involves giving unreasonably little weight to future events. Occasional imprudence

<sup>9</sup> Robert Cooter has developed this model in several papers, most recently *Models of Morality in Law and Economics: Self-Control and Self-Improvement for the Bad Man of Holmes*, 78 BOSTON U. L. REV. 903 (1998).



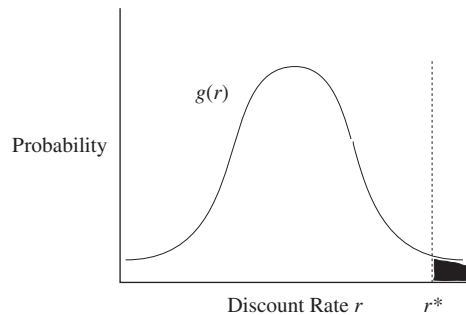
is a kind of lapse in which the actor temporarily discounts the future consequences of his or her behavior at a much higher level than ordinarily would be the case. When the act in question is illegal, a high discount rate prevents the actor from giving as much weight to future punishment as he or she would ordinarily give.

To formalize this idea, imagine that a person draws his discount rate for future costs and benefits from a probability distribution. Most of the time, the person draws a moderate discount rate from the center of the distribution, so he acts prudently and does not commit crimes. From time to time, however, he draws a very high discount rate from the tail of the distribution. In this situation, the person may lapse and commit a crime.

To express this argument in notation, assume that wrongdoing yields an immediate benefit at time 1, denoted  $b_1$ , risks future punishment at time 2, denoted  $c_2$  for cost. Let  $r$  denote the rate at which the actor discounts costs for futurity and uncertainty.<sup>10</sup> The “tipping point,” denoted  $r^*$ , is the discount rate at which the immediate benefits equal the expected future costs. Thus, an actor whose discount rate exceeds  $r^*$  commits the wrong, and an actor whose discount rate falls short of  $r^*$  does not commit the wrong.

As moods shift, a person may discount the future at different rates. The horizontal axis in Figure 11.6 depicts possible values of the discount rate  $r$  depending on the actor’s mood. The vertical axis depicts the probability distribution  $g(r)$  that the actor will have different values of  $r$  at any point in time. If the actual value  $r$  drawn from the distribution  $g(r)$  equals or exceeds  $r^*$ , the actor commits the

**FIGURE 11.6**  
**Tipping point for lapses.**



<sup>10</sup>The discount rate  $r$  exceeds 1. To illustrate, the discount rate might be, say,  $r = (1 + 0.07)$ . Thus the rational actor follows this rule:

$$b_1 - \frac{c_2}{r} < 0 \Rightarrow \text{do not commit the wrong.}$$

The tipping point occurs where the actor is equally poised between committing the wrong and not committing it. The tipping point value of  $r$ , denoted  $r^*$ , is found by solving the preceding equation, which implies

$$r^* = \frac{c_2}{b_1}.$$



wrong. The small shaded area in the right tail of the distribution represents the probability that the actor commits the wrong. Conversely, if the actual value drawn from the distribution  $g(r)$  is less than  $r^*$ , the actor does not commit the wrong. The unshaded area in the distribution represents the probability that the actor does not commit the wrong.

Mood, which determines the actor's discount rate for uncertainty and futurity, obeys a mysterious chemistry. In effect, Figure 11.6 assumes that mood is unpredictable at any point in time but distributes predictably over time. With low probability, the actor draws a value of  $r$  greater than  $r^*$  and commits the wrong. With high probability, the actor draws a value of  $r$  smaller than  $r^*$  and does not commit the wrong. These characteristics of the distribution correspond to the proposition that crime is unusual.

An increase in the variability of moods increases the probability of wrongdoing by the actor. In terms of Figure 11.2, spreading the distribution by shifting density into the tails increases the area to the right of  $r^*$ . Greater probability density to the right of  $r^*$  implies an increase in the probability of wrongdoing.<sup>11</sup> Having volatile emotions, which corresponds to high variance in the distribution  $g(r)$ , causes young people to commit disproportionately many crimes. Conversely, a decrease in the variability of moods decreases the probability of wrongdoing. Maturation stabilizes the emotions, which reduces the variance in the discount rate and causes older people to commit fewer crimes.

Will increasing punishment  $c$  cause crime to decrease? Whenever the actor draws a discount rate close to the tipping value  $r^*$ , a small change in punishment  $c$  can tip the decision one way or another. For example, a small increase in punishment causes the actor to decide against committing the wrong, whereas a small decrease in punishment causes the actor to decide in favor of committing the wrong. Thus, punishment deters.

Earlier we explained that the issue for economists, however, is *how much* punishment deters. The probability that the actor draws a discount rate close to  $r^*$  is low, whereas the probability that the actor draws a discount rate much smaller or larger than  $r^*$  is high. When  $r$  is not close to  $r^*$ , a small change in punishment cannot tip the decision one way or another.

Insofar as imprudent lapses cause crime, more severe punishment is not a very effective deterrent. Severity is ineffective because the cause of crime is unreasonable discounting of future punishment. In these circumstances, increasing the punishment's severity gets discounted too much to have a large effect on behavior. Alternatively, increasing the certainty and immediacy of punishment may be more effective for deterring crime. For example, if teenagers in the school yard sometimes commit violence against each other, having a disciplinarian present to administer certain and swift punishment may prevent violence more effectively than increasing the severity of future punishment.

<sup>11</sup> To be precise, the probability of wrongdoing may increase, and cannot decrease, with a mean-preserving spread in  $g(r)$ .



Moods are more variable for youth than adults. In terms of Figure 11.6, aging reduces the variance in  $g(r)$ . Deterrence of youth crime may require certain and swift punishment, whereas severe punishment that is uncertain and remote may deter many kinds of adult crime, such as embezzling. In general, the state should punish differently youthful crime due to lapses and deliberative crime by adults. Certainty of punishment is relatively important for impulsive youths, and severity is relatively important for deliberative adults.

A recent empirical study confirms that young criminals are undeterred by severe, rather than certain, punishments. The severity of punishments prescribed by law jumps up for many crimes when an adolescent turns 18 years old and becomes a legal adult. If severity deters, then people should commit more crimes as they approach their 18th birthday, and they should commit fewer crimes once they turn 18. Contrary to this prediction, economic analysis of Florida arrest data shows no decrease in the probability of committing a crime when a person turns 18. Youth who become legal adults are undeterred by the discontinuous increase in the punishments that they face. Although longer sentences do not deter, more certain punishment may deter, which suggests that redirecting money away from prisons and toward police might significantly reduce youth crime.<sup>12</sup>

Besides punishment, this model predicts that social policies can reduce crime by reducing variability in moods. To illustrate, chemical stimulants or depressants, such as alcohol and drugs, increase variability in moods. Social policies that reduce episodic use of alcohol and drugs will decrease crime. Psychological testing and counseling and the use of new families of medicinal drugs can help adolescents to stabilize their moods. A regular rhythm to life, such as holding a steady job, presumably reduces variability in moods for most people.

We have explained that emotions cause actors to discount the future unreasonably from time to time. In addition, research suggests that some people—especially some young people—systematically discount the future unreasonably. The most important empirical finding is that people are more consistent about their trade-offs between two future choices than between a present and future choice. To illustrate, assume that a child must choose between a promise to receive one candy on Saturday or two candies on Sunday. He prefers the two candies when he chooses on Monday, Tuesday, Wednesday, Thursday, or Friday. When Saturday arrives, however, the child may switch and choose to receive one candy immediately rather than two candies the next day. Notice that the child's preference for trading one future choice against another conflicts with his preference for trading a present choice against a future choice.<sup>13</sup> The child's trade-off between a present and future choice seems unreasonable compared to his trade-off between two future choices. When people discount the future unreasonably in this way, the

<sup>12</sup>David S. Lee & Justin McCrary, "Crime, Punishment, and Myopia," NBER Working Paper 11491 (2006).

<sup>13</sup>Economists call this behavior "time-inconsistent preferences," philosophers call it "akrasia," and psychologists call it "hyperbolic discounting." For a policy application, see Jonathan Gruber & Botond Koszegi, *Tax Incidence when Individuals Are Time Inconsistent: The Case of Cigarette Excise Taxes*, 88 J. PUB. ECON. 1959 (2004).



immediate gain from doing something wrong attracts them more strongly than the threat of a future punishment. Increasing the severity of the future sanction has little effect on their behavior because the future has little effect on their behavior.

Unreasonable discounting of the future, whether probabilistic or systematic, is a form of diminished rationality that afflicts many people. When rationality diminishes too far, a person becomes insane. An insane person is legally incapable of committing a crime. The insanity defense against a criminal charge in the United States basically follows the 19<sup>th</sup> century M’Naughten Rule: An actor is insane who does not know the difference between right and wrong. A criminal knows the difference and makes the wrong choice, whereas an insane person cannot choose properly because he does not know the difference. While an insane person cannot be punished legally, he can be confined until his insanity no longer threatens other people.

The set of people who cannot tell right from wrong presumably is not identical to the set of people who cannot be deterred. The threat of confinement presumably deters some people who are legally insane from harming others. Perhaps psychologists and economists will someday improve our ability to distinguish between the insane who can and cannot be deterred. Special policies might be devised to deter the former, just as we recommend special policies for young criminals that emphasize the certainty and not the severity of punishment.

### G. Civility

The economic models of crime that we have been discussing assume that actors decide whether to obey the law based on a calculus of self-interest. In fact, many people obey the law from intrinsic motivation and respect. Suppressing crime requires the moral majority to help the police and other public officials. Without the respect of citizens for law, the state decays through thousands of small acts, as in W. H. Auden’s poem, “The Fall of Rome”:

Fantastic grow the evening gowns;  
Agents of the Fisc pursue  
Absconding tax-defaulters through  
The sewers of provincial towns.

Performing civic acts such as helping the police solve a crime often costs money, time, effort, opportunity, inconvenience, or risk. Thus, the vertical axis in Figure 11.7 represents the amount a person would be willing to pay to do a particular civic act, and the horizontal axis represents the proportion of citizens willing to pay the price. According to the graph, a small number of people will pay a lot and a large number of people will pay a little. Roughly 80 percent of the citizens will pay something to do their civic duty, although not the same amount, whereas roughly 20 percent will pay nothing. To illustrate concretely, imagine a state in which 80 percent of the citizens will expend some time and effort to help police solve a crime, but not everyone is willing to expend the same amount, and 20 percent of the citizens are unwilling to expend anything. Thus, 80 percent of the citizens have “internalized” norms of civic responsibility, and 20 percent externalize these norms.



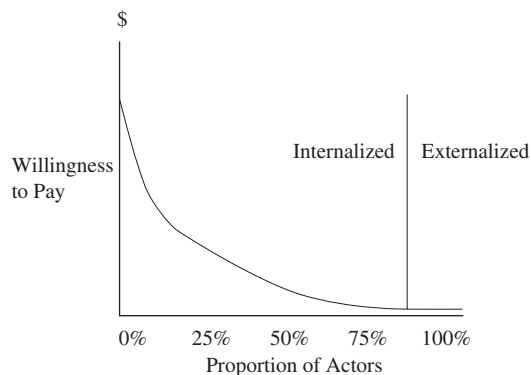
In economic jargon, the willingness-to-pay curve describes the distribution of “tastes” for civic acts. Tastes are *internal* to people.

People drive cars for pleasure, which has intrinsic value, and they commute to work, which has instrumental value. The economic analysis of demand curves is somewhat different for these two uses of cars.<sup>14</sup> Similarly, civic acts have intrinsic value and instrumental value. The instrumental value of civic acts to the actor often depends on the advantages gained from having the reputation for being a good citizen. For example, people may prefer to do business with someone who has a reputation for being a good citizen. The willingness-to-pay curve in Figure 11.7 depicts the intrinsic value and not the instrumental value of civic acts. Instrumental values are included in our analysis through the cost curve in Figure 11.7, to which we now turn.

Doing one’s civic duty, such as helping the police, often imposes direct costs in money, inconvenience, effort, risk, or lost opportunity. Doing one’s civic duty can also create instrumental benefits for the actor, such as improving his reputation. Subtracting the instrumental benefits from the direct costs yields the net costs. Figure 11.8 depicts the net cost of doing a civic act.

In general, net costs can increase or decrease with the number of people who obey the norm. Figure 11.8 depicts the case where costs decrease with the number of people who obey the norm, which has a simple explanation. People are notoriously susceptible to group pressures, variously described as conformity, herd effects, or social solidarity. With group pressures, an increase in an act’s popularity lowers its cost. To illustrate concretely, as fewer people smoke in airports, non-smokers may feel that they take less risk of confrontation when asking smokers to obey the rule against smoking. Or when most people help the police, a person who does so may feel that he runs less risk of retaliation from a criminal.

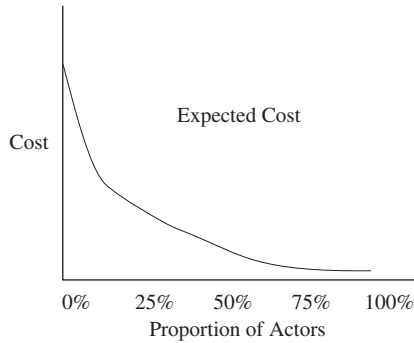
**FIGURE 11.7**  
**Willingness to pay to do a civic act.**



<sup>14</sup> Intrinsic value generates “final demand,” and instrumental value generates “derived demand.” Final demand and derived demand change in response to different causes.



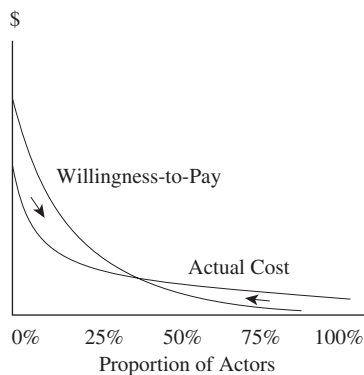
**FIGURE 11.8**  
**Cost of doing a civic act.**



The next figure combines the two preceding figures. Specifically, Figure 11.9 depicts both the willingness-to-pay and cost curves. Their intersection, which occurs roughly at 40 percent, indicates the equilibrium level of civic acts. To increase the equilibrium number of civic acts, public policy could try to induce more people to internalize civic morality, which shifts the willingness-to-pay curve to the northwest. Improved civic morality might come from more stress in school on the responsibilities of citizenship. Similarly, to increase the equilibrium number of civic acts, public policy could try to reduce their costs, which shifts the cost curve to the southeast. The cost might decrease because the state honors people who do civic acts and reward those with a good reputation for citizenship.

An important feature of the equilibrium for civic acts requires explanation. In the preceding figure, the willingness-to-pay curve is equivalent to the demand curve in consumer theory. Notice that the willingness-to-pay curve has the usual downward slope of a demand curve. However, the cost curve in Figure 11.9, which

**FIGURE 11.9**  
**Stable interior equilibrium.**





is equivalent to the supply curve, also slopes down, which is not the usual shape of a supply curve.

An interesting effect occurs when the cost curve slopes down more steeply than the willingness-to-pay curve, as depicted in Figure 11.10. Instead of having a stable equilibrium at the intersection of the two curves, two stable equilibria exist as the corners of the graph. At one corner, the number of actors who do civic acts is zero, and at the other corner, the number is 100 percent. (We explain why in footnote 15.)

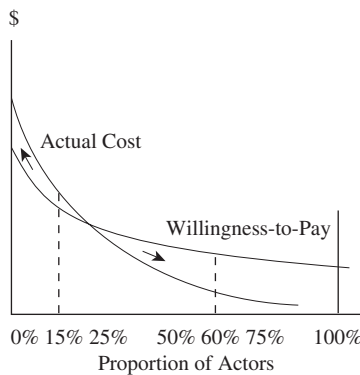
The point of this example is that actors could end up in a situation where very few or very many citizens do civic acts. These two possibilities correspond to a world where many people help to suppress crime, or few people do so. In circumstances such as these, law plays an essential function that is different from deterrence. Instead of deterring criminals, law can help good citizens move to an equilibrium where many people perform civic acts and little crime occurs. In economic jargon, the criminal law “coordinates” good citizens so that society achieves a low-crime equilibrium.

#### WEB NOTE 11.2



As we shall see in the following chapter, there are some clear and testable predictions of the economic theory that we have just outlined, and there is a considerable body of empirical work that we shall summarize there. You are no doubt aware that there are alternative theories of the decision

**FIGURE 11.10**  
**Corner equilibria.**



<sup>15</sup> Consider what happens when the number of actors doing civic acts is, say, 15 percent in Figure 11.10. At that point, the actual cost of civic acts exceeds what actors are willing to pay, so the number of actors performing civic acts will fall. The process continues until zero actors are performing civic acts. Alternatively, consider what happens when the number of actors doing civic acts is, say, 60 percent in Figure 11.10. At that point, the actual cost of civic acts is less than what actors are willing to pay, so the number of actors performing civic acts will rise. The process continues until 100 percent of actors are performing civic acts.



to commit a crime. One of the most famous and widely held is what might be called the “socioeconomic” theory. On our website we summarize that theory and give some references to literature regarding it.

---

## H. The Economic Goal of Criminal Law

Crime imposes various costs on society, which we reduce to two basic kinds. First, the criminals gain something, and the victims suffer harm to their persons or property. The resulting social harm, according to the standard view among economists, equals the net loss in value. To illustrate by Example 3, if a thief shatters a car window costing \$100 and steals a radio worth \$75, then the criminal gains \$75 and the victim loses \$175, for a net social loss of \$100. The net loss equals value destroyed, not value redistributed. Second, the state and the potential victims of crime expend resources to protect against it. For example, homeowners install bars on their windows, and the city employs police officers to patrol the streets.

We described two basic kinds of social costs: the net harm caused by crime and the resources spent on preventing it. The optimal amount of crime, or efficient deterrence, balances these costs. We propose the following simple goal for analyzing criminal law: *criminal law should minimize the social cost of crime, which equals the sum of the harm it causes and the costs of preventing it.*

These two basic kinds of social costs often suffice for purposes of analysis. When analysis requires more complexity, we can refine and expand the types of social costs. To illustrate, criminal activities divert the efforts of criminals from legal to illegal activities, which imposes an opportunity cost. For example, an accountant who devotes herself to embezzling funds has less time for legitimate bookkeeping. Furthermore, while in prison, an accountant cannot audit books for clients. The opportunity cost of crime among accountants may be large enough to affect the optimal deterrence of embezzlement. From time to time, we will expand the definition of social costs to include such losses as the criminal’s opportunity cost, as required by our analysis.

Another complexity concerns the criminal’s perceived benefit from crime. According to the standard view among economists, as mentioned, the criminal’s benefit partly offsets the victim’s cost. Moralists, however, might say that the criminal’s illicit gain should not count as a social benefit. Ordinarily people reach different conclusions depending on the details of the case. To illustrate, most people agree that the benefit enjoyed by a person who steals food from an unoccupied cabin to save his life when lost in the wilderness should count as a social gain, and most people agree that the pleasure felt by a rapist (if there is such a pleasure) should not count as a social gain commensurate with the victim’s pain.

Unfortunately, many important examples that confront policy-makers do not provoke a consensus, even among economists, about the social value of the criminal’s gain. To illustrate, some government regulations on industry promote efficiency by correcting market failures, such as prohibitions against dumping toxic chemicals in rivers, whereas other regulations profit politically favored groups by



making competition a crime, such as restrictions on agricultural production. A dramatic example of disagreement over regulations concerns the United States' most creative and profitable financier in the 1970s, Michael Milken, who used high-risk bonds ("junk bonds") to finance leveraged buyouts and hostile take-overs of corporations. He was sentenced to prison for violating technical regulations in security laws. Some economists believe that he did much to help modernize American industry, and other economists believe that he undermined the stock market by engaging in fraud.

When policy-makers disagree about the social benefits of crime, a good strategy for economists is to clarify the issues without trying to resolve the dispute. Following this strategy, we will avoid arguments whose conclusions require taking sides in such debates.

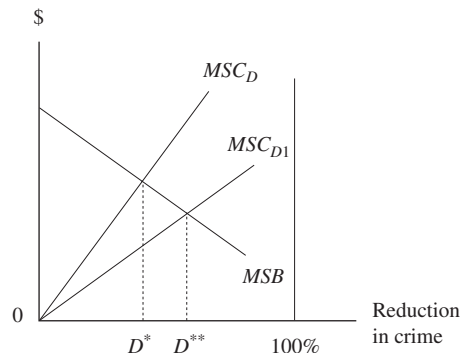
**QUESTION 11.15:** What are some ways to measure the social cost of the harm caused by murder? (Recall our discussion in Chapter 9 of how to assign value to a life lost in an accident.)

**QUESTION 11.16:** Compare the simple economic goals of criminal law and tort law.

### I. Optimal Amount of Crime Deterrence and of Efficient Punishment

Figure 11.11 depicts how to strike the balance between the net cost of the harm caused by crime and the cost of preventing it. In the figure, the horizontal axis measures reductions in the amount of criminal activity, ranging from no reduction at the origin up to a complete absence of crime at the amount 100 percent. Dollar amounts are measured along the vertical axis. The curve  $MSC_D$  represents the marginal social costs of achieving a given level of crime reduction.  $MSC_D$  slopes upward because officials undertake easy deterrence before resorting to harder deterrence. Consequently, achieving additional reductions in crime becomes increasingly

**FIGURE 11.11**  
The efficient level of deterrence.





costly. For example, reducing crime by an additional 1 percent is easier when crime has already been reduced 5 percent than when crime has already been reduced 95 percent.

The curve labeled *MSB* measures the marginal social benefit of achieving various levels of crime reduction or deterrence. *MSB* slopes downward because the benefit to society of a small reduction in the amount of crime declines as the total amount of crime declines. Thus, the reduction from, say, 5 percent to 7 percent benefits society more than the reduction from 95 percent to 97 percent.

Socially optimal deterrence occurs at the point where the marginal social cost of reducing crime further equals the marginal social benefit. In Figure 11.11 the social optimum occurs at the level of deterrence marked  $D^*$ . Notice that for any level of reduction in crime less than  $D^*$ , the marginal social benefit of a further reduction exceeds the marginal social cost, so society should reduce crime further. Similarly, for any level of reduction in crime greater than  $D^*$ , the marginal social costs of a further reduction exceed the marginal social benefit, so society should allow more crime to go undeterred.

Notice that changes in  $MSC_D$  and *MSB* can change the optimal level of deterrence. For example, suppose that the opportunity cost of resources devoted to deterring crime falls, and the marginal social benefit of deterrence remains the same;  $MSC_D$  would fall to  $MSC_{D1}$  and the optimal level of deterrence would increase to  $D^{**}$ .

As long as deterrence is costly, the optimal amount of crime is positive. Costly deterrence precludes a rational society from entirely eliminating crime. If deterrence costs rise, the optimal amount of crime rises. If, however, the net harm from crime rises, the optimal amount of crime falls.

In the next chapter, we describe efforts to determine whether marginal deterrence costs more or less than the resulting savings in the cost of crime in the United States; in other words, these studies try to determine whether the value of  $D$  for the United States is above, below, or equal to the optimal value of  $D^*$ .

Note that this mathematical representation simplifies the computation of optimal deterrence in several ways. One important simplification is that we have not modeled an optimal schedule of punishments for related crimes. Rather than standing alone, criminal penalties form part of an integrated schedule, which influences their optimal values. Using powerful deterrents on less serious crimes often precludes using them on more serious crimes.

To illustrate, assume that life imprisonment is the maximum punishment available in a society, and the law prescribes life imprisonment for embezzling. Now assume that a policeman runs after an embezzler who has a gun. If the policeman apprehends the embezzler, the criminal will be imprisoned for life as required by the harsh law. So, the embezzler might as well try to shoot the policeman. If he succeeds in killing the policeman, he will escape. If he fails, there will be no additional punishment because the punishment for embezzling is already the maximum. In this example, harsh penalties for minor crimes undermine the deterrence of serious crimes. Unfortunately, taking such facts into account when calibrating punishments requires mathematics beyond the scope of this book.



Where efficient, harsh penalties may violate the moral and constitutional rights of criminals. For example, consider a law imposing the death sentence for embezzling petty cash. This law would create a large disparity between the severity of the punishment and the seriousness of the offense. Most people would regard the law as immoral, and U.S. judges would probably declare it unconstitutional. Such non-economic considerations can operate as constraints upon the computation of optimal deterrents.

**QUESTION 11.17:** Assume the acquisition of computers by the police increases the force's efficiency. How would Figure 11.11 change?

**QUESTION 11.18:** Assume the acquisition of computers by criminals increases their elusiveness. How would Figure 11.11 change?

### J. Mathematics of Optimal Means of Deterrence

Having shown how to determine the optimum amount of deterrence, we next turn to an analysis of the optimal *means* of deterring crime. There are many allocation decisions to be made, such as the choice between foot patrols and car patrols by police, the choice between more police and more prosecutors, and the choice between more fines and more incarceration. We shall examine several of these choices to bring out some underlying principles.

First, consider a choice between allocating resources to make punishment more certain or more severe. For example, allocating more resources to police makes punishment more certain, and allocating more resources to prisons permits longer sentences. Recall that the expected punishment equals the probability of punishment multiplied by its extent. For example, the four rows in Table 11.1 represent combinations of a punishment  $f$ , which might be a fine denominated in dollars, and a probability  $p$ , that result in expected punishment  $p \times f$  equal to 10.

When the probability of punishment is multiplied by its severity, the result is the expected punishment. To keep the analysis simple, assume that the amount of crime is constant when the expected punishment is constant. By assumption, all four combinations of fines and probabilities in the preceding table result in the same amount of crime. Consequently, the socially efficient combination is the one that costs less. The one that costs less is almost certainly the fine of \$100 applied with probability .10. The reason is that a higher probability requires more

**Table 11.1**  
**Expected Punishment for Crimes**

$f$ (PUNISHMENT)	$p$ (PROBABILITY)	$p \times f$ (EXPECTED PUNISHMENT)
10	1.00	10
20	.50	10
40	.25	10
100	.10	10



expenditures on police and prosecutors, whereas a large fine costs not much more to collect than a small fine. Indeed, fines are so cheap to administer that they yield a profit to the state, at least so long as the fine is not too large relative to the offender's wealth. Because certainty of punishment is costly for the state to achieve relative to severity of punishment by a fine, large fines with low probability are typically more efficient than low fines with high probability.



### INSURANCE FOR CRIMINALS?

We explained that the state should deter crimes through fines rather than imprisonment whenever possible. The inability of the criminal to pay a fine limits its use. The criminal's bankruptcy forces the justice system to resort to imprisonment. Insurance can overcome the bankruptcy constraint. For example, a \$100,000 insurance policy against criminal fines would enable a person with only \$10,000 in wealth to pay a \$50,000 fine.

It might seem, then, that the state would encourage insurance against criminal fines. In fact, the law in the United States and elsewhere typically forbids writing insurance policies to cover criminal fines. Apparently, officials fear that insurance, because of moral hazard, will cause criminals to commit more crimes because the punishment will fall upon the criminals' insurers. According to this argument, insurance blunts deterrence. If insurance against criminal fines were allowed, however, the insurance companies would want to monitor policy-holders to make sure that they do not commit crimes. Thus, private enforcement by insurance companies would supplement public enforcement by the police. Private enforcement by insurance companies might be effective in deterring crime. This body of law needs rethinking.

So far, our discussion assumed that criminals have the ability to pay fines. Many criminals are too poor to pay a fine commensurate with the seriousness of their crimes. These circumstances require punishment by incarceration. In economic jargon, we say that the incarceration enables the sanction to escape the criminal's bankruptcy constraint. However, fines are cheap for the state to collect and incarceration is very expensive. This fact has an important consequence for the optimal combination of fines and jail sentences: it seldom makes sense to put someone in jail until the state first exhausts its ability to collect a fine from the criminal. If the state violates this rule and incarcerates someone with the ability to pay a fine, the state could have saved taxpayers' money and held deterrence constant by increasing the fine to the maximum and reducing the prison sentence by an offsetting amount. The optimal combination of fines and incarceration includes the maximum fine that the criminal can pay. This fact prompts policy-makers to look for ways to increase the capacity of criminals to pay fines. In the next chapter we describe a system developed in northern Europe, called the "day fine," which attempts to overcome the criminal's bankruptcy constraint that limits his ability to pay a fine.



Our earlier discussion explained that unreasonably high discounting between present and future weakens the ability of the threat of future punishment to deter. We apply this insight to incarceration. When the punishment in question is incarceration, a more severe punishment means longer incarceration. With unreasonably high discounting, adding time at the end of the prison sentence has little deterrence value.<sup>16</sup> Table 11.2 illustrates this fact with numbers. For a particular criminal, each row in Table 11.2 describes a different combination of severity and certainty that deters equally. Thus, moving from one row in the table to another does not change the number of crimes that this person commits. In the first row, punishment by 10 units of incarceration occurs with probability 1.00. In the second row, the probability falls from 1.00 to .50. To offset this fall and keep deterrence constant, Table 11.2 indicates that incarceration must increase from 10 to 30. Similarly, decreasing the probability from .50 to .25 requires increasing the severity of punishment from 30 to 80, and so forth.

Table 11.2 is constructed to hold deterrence constant as we move down the rows in the table, so the amount of harm from crime remains unchanged. The cost of punishing criminals, however, increases. The third column indicates the “expected punishment,” or the average amount of incarceration required to achieve the level of deterrence in question. Because the average amount of incarceration increases as we move down the rows, the state’s cost of incarceration increases. We have identified a fundamental trade-off: to hold the amount of violent crime constant, the state that reduces expenditures on police must increase expenditures on prisons.

Does America have the combination of police and prisons that roughly minimizes the sum of the harm caused by crime and the cost of preventing it? In America the cost of one additional policeman roughly equals the cost of incarcerating someone for 3 years. If hiring an additional policeman and reducing average prison sentences by 3 years results in less crime, then America could reduce the amount of crime at no additional cost to taxpayers by hiring more police and shortening

**Table 11.2**  
**Constant Deterrence of Criminal by Incarceration**

<i>f</i> (PUNISHMENT)	<i>p</i> (PROBABILITY)	<i>P f</i> (EXPECTED PUNISHMENT)
10	1.00	10
30	.50	15
80	.25	20
300	.10	30

<sup>16</sup>Space does not allow us to discuss the relationship between discounting future events and discounting uncertain events. Unreasonable discounting of the future may go with unreasonable discounting of uncertainty. These two forms of unreasonable discounting reinforce each other with respect to deterrence in that each one requires a large increase in the length of incarceration to offset a small decrease in the certainty of punishment.



prison sentences. Some states like California have sharply increased lengths of prison sentences for repeat felons—the policy of “three strikes and you are out.” The fact that young criminals discount the future unreasonably suggests that more police and shorter prison sentences would reduce the cost of violent crime committed by youths in California. No one, however, has been able to prove this speculation by using empirical data.

**QUESTION 11.19:** Explain in words when efficiency requires severe punishments with low probability, and when efficiency requires mild punishments with high probability.

**QUESTION 11.20:** How does full employment reduce the cost of deterring crime?

### K. Private Deterrence

Private individuals, not public officials, deter much crime. Thus, Example 4 concerns whether Yvonne should protect herself by (1) installing bars on her windows, (2) installing a loud burglar alarm, or (3) buying a gun. The example raises the question of whether private citizens have incentives to invest optimally in deterring crime. In general, the answer is “no.” Private citizens are mostly concerned with private costs and benefits, which do not necessarily align with public costs and benefits.

To illustrate, suppose that Yvonne installs a brand X double-bolt lock on her front door. Installing the lock has private value for her if it prevents the burglary of her house. Call this effect *private deterrence* because it benefits the private investor in precaution. Installing the lock has public value for Yvonne’s neighbors if burglars tend to avoid neighborhoods in which some houses have brand X double-bolt locks. Call this effect *public deterrence* because it benefits the public. Installing the lock has little social value if it prevents the burglary of Yvonne’s house by causing a burglar to rob the house next door. Call this effect *redistributing crime*. Redistributing crime has no net social benefit.

Private investment in preventing crime usually has all three effects: private deterrence, public deterrence, and retribution. The state should encourage private investments that contribute to public deterrence. The state need not encourage private investments that contribute to private deterrence. The state should not encourage private investment that only redistributes crime.

A simple condition determines whether the redistributive effect is small or large. Before committing a crime, the criminal can observe some private precautions. For burglary, examples of *ex ante observable precautions* include lights on walkways, bars on exterior windows, and exterior alarms. *Ex ante* observable precautions tend to redistribute crime—the mugger avoids lighted streets, and the burglar avoids houses with barred windows and visible alarms. Criminals cannot observe other private precautions until they begin committing the crime. For burglary, examples of *ex post observable precautions* include locks on interior doors, interior alarms, identification marks on valuable objects, and guns owned by residents. *Ex post* observable precautions promote public deterrence by reducing the



average profitability of crime. These facts lead to a definite prescription about private investment in preventing crime: *the state should encourage ex post observable precautions, and the state need not encourage ex ante observable precautions.* (We will discuss the special case of guns—including whether they should be encouraged as an *ex post* observable precaution—in the next chapter.)



### MODERN BOUNTY HUNTERS?

People complain about increasing crime. Would privatizing enforcement help? Consider this privatization plan: whoever apprehends a criminal receives the fine the criminal owed to the state. Instead of relying on police, society would rely upon bounty hunters to apprehend criminals whose crimes are punishable by fines. To keep the bounty hunters under control, they would be bonded and held liable for any harm that they cause by apprehending the wrong person.

This system has a defect much like open-access fishing, which results in overfishing the sea. Giving the full fine to a private bounty hunter might attract too many bounty hunters. To eliminate the defect and prevent excessive bounty-hunting, the state could retain part of the fine and pay the remainder to the bounty hunter. By continually adjusting this “tax,” the state could induce optimal private-enforcement effort. This system could work well, for example, in apprehending people who flout parking and motor vehicle laws.

**QUESTION 11.21:** Classify the following precautions against crime into *ex ante* observable and *ex ante* unobservable, and explain your answer: private guards in stores, auto alarms, “quick-dial” emergency phone systems (911 numbers in the United States), hidden cameras, and plain-clothes detectives.

**QUESTION 11.22:** Assume that burglars correctly believe that many people in your neighborhood keep guns. How might this fact increase your security? How might this fact endanger you?

## CONCLUSION

We began this chapter with a discussion of the traditional characteristics of a crime. We then recast the theory of crime in terms of an economic theory of criminal behavior. That theory holds that rational criminals compare the benefits of crime with the expected punishment imposed by the criminal justice system. We used this behavioral theory to develop an economic theory of optimal punishment, based upon the goal of minimizing the sum of the social harm caused by crime and the cost of deterring it. We showed how to determine the optimal level of deterrence and how to allocate society’s resources optimally among alternative ways to deter crime. Our task in the next chapter is to show how to use these models in formulating policy in the area of criminal law.



**518** CHAPTER 11 An Economic Theory of Crime and Punishment**SUGGESTED READINGS**

Becker, Gary S., *Crime and Punishment: An Economic Approach*, 76 J. POL. ECON. 169 (1968).

HART, H. L. A., PUNISHMENT AND RESPONSIBILITY (1968).

KATZ, LEO, BAD ACTS AND GUILTY MINDS: CONUNDRUMS OF THE CRIMINAL LAW (1987).

KATZ, LEO, MICHAEL S. MOORE, AND STEPHEN F. MORSE, EDS., FOUNDATIONS OF CRIMINAL LAW (1999).

MOORE, MICHAEL S., PLACING BLAME: A GENERAL THEORY OF THE CRIMINAL LAW (1998).

Posner, Richard A., *An Economic Theory of the Criminal Law*, 85 COLUM. L. REV. 1193 (1985).



## Chapter 12

# TOPICS IN THE ECONOMICS OF CRIME AND PUNISHMENT

*“We have strict statutes and most biting laws,  
The needful bits and curbs to headstrong weeds,  
Which for this nineteen years we have let slip;  
. . . so. . . liberty plucks justice by the nose;  
The baby beats the nurse, and quite athward  
Goes all decorum.”*

Shakespeare, MEASURE FOR MEASURE, Act I, Scene 2

IN THIS CHAPTER we apply the theoretical insights of the previous chapter to public-policy issues in criminal law, especially those current in the United States. We review the evidence on whether people respond to punishment as predicted by the economic theory of crime and use that evidence to explain recent patterns of U.S. crime, summarize the economic literature on the death penalty, examine the connection between crime and drug addiction, and discuss the economics of handgun control.

### I. CRIME IN THE UNITED STATES

We begin with a brief overview of crime in the United States. As in the preceding quote from Shakespeare, American voters apparently think that the criminal justice authorities have “let slip” the “needful bits and curbs to headstrong weeds.” Legislators have responded to the cry of voters for harsher treatment of criminals in recent years by enacting “strict statutes and most biting laws.” The total number of prisoners in all jails and prison has risen sharply in the United States in recent years quadrupling since 1980. By early 2002 there were more than 2 million in jails and prisons; by mid-2005 there were 2.186 million prisoners—1.438 in state and federal prisons and 747.5 thousand in local jails. An additional 4.8 million are on probation or parole. Approximately 93 percent of all prisoners are male. Almost 60 percent of those in federal prisons are there for drug-related offenses. The United States in 2005 has more than 700 people per 100,000 population in prison,



the highest proportions in the world. In contrast, the figure in much of Western Europe is fewer than 100 prisoners per 100,000 population.<sup>1</sup>

The United States has 5 percent of the world's population and 25 percent of its incarcerated persons. One of 15 people in the United States will serve time in jail or prison during his or her lifetime—1.8 percent of women, 11 percent of whites, and 18 percent of blacks will spend some time in jail or prison.

This unprecedented use and extent of imprisonment responds to the public's perception that too much crime imposed too high costs on society. To test the accuracy of this perception, this section briefly explores statistics on the amount of crime in the United States and its social costs. But as we shall soon see, the correct explanation of crime and of its relationship to the rate of imprisonment may not be as simple as we might have thought.

There is a social cost to this heavy use of imprisonment that is only now beginning to become apparent to the various states—the costs of reintegrating former prisoners into normal economic and social life. In 2007 approximately 700,000 prisoners will be released from prison—a group equal in size to the population of a large city. Congress recently passed the Second Chance Act to give the states a total of \$100 million over the next 2 years to help the states design model programs for reintegration of these prisoners. There is no question that such programs are necessary: the best estimate is that two-thirds of those released prisoners will recidivate within 3 years.

### A. Crime Rates

Trends in the rate of crime (the amount of crime divided by population) in recent decades in the United States are as follows:

1. From a peak in the mid-1930s, the rate of most crimes (both violent and nonviolent) decreased to a low point in the early 1960s.
2. Between the early 1960s and the mid- to late 1970s, a rapid and unprecedented increase in the rate of all crimes occurred.
3. Between the early 1980s and the early 1990s, the rate of most nonviolent crime among adults decreased markedly; the rate of violent crime decreased slightly among adults and increased among youth.
4. From the early 1990s to 2000 nonviolent crime continued to decline; violent crime declined from the mid-1990s to 2000; and in the early years of this new century both of these declines have continued but at a much slower rate.<sup>2</sup>

How do these rates compare with those of other countries? With respect to non-violent crimes, the recent rates in the United States are roughly the same as those in

<sup>1</sup> Updated from James Q. Wilson, *What to Do About Crime?* COMMENTARY (September, 1994). Interestingly, the U.S. incarceration rate varied between 100 and 120 prisoners per 100,000 population during the period 1933 to 1973. The remarkable increase to more than 700 prisoners per 100,000 population has occurred since 1973 and principally since 1980.

<sup>2</sup> The principal sources for statistical information on crime are the U.S. Federal Bureau of Investigation's UNIFORM CRIME REPORTS (annual) and the U.S. Department of Justice, Bureau of Justice Statistics, SOURCEBOOK ON CRIMINAL JUSTICE STATISTICS (annual).



other developed nations. More accurately, the recent trends in nonviolent-crime rates in other countries have been upward, while those in the United States have been declining, with the result that nonviolent-crime rates in the United States are now roughly equivalent to or even below those in other developed countries. Consider, for example, that in the early 1980s the burglary rate in Great Britain was significantly lower than the U.S. rate, but that by the early 2000s the Great Britain burglary rate was higher than the U.S. rate. Similarly, the automobile-theft rate in France in the early 1980s was lower than that in the United States; by the early 2000s the rate in France was greater than that in the United States. Finally, as early as 1984 the burglary rate in the Netherlands was almost twice that in the United States.

Although the United States resembles Europe in rates of nonviolent crime, they differ in rates of violent crimes. The United States has been the leader of the industrialized world in homicide rates (homicides divided by population) as long as records have been kept. For well over 100 years, large U.S. cities have had significantly higher homicide rates than similarly sized European cities. Nonetheless, the surge in U.S. homicides and other violent crimes beginning in the 1960s is unlike anything that has occurred in Europe. Even though homicide rates have always been higher in the United States than in Europe, those rates have generally been falling recently. The already-low homicide rates in Europe have fallen in the last 10 years (with the curious exception of England, where they have risen). And the higher homicide rate in the United States has also fallen. In fact, in 1991 there were approximately 24,700 homicides in the U.S. and about 16,600 in 2004, a drop of more than one-third.<sup>3</sup>

The differences in rates of violent crime prompt a search in the statistics for possible causes. First, most large cities have violent-crime rates that are two to seven times higher than those in their suburbs. While this fact suggests that urbanization contributes to crime, changes in urbanization cannot account for the trends described above.

Second, a disproportionate amount of criminals are young males. Arrest statistics suggest that two-thirds of all street crime in the United States is committed by persons under age 25. Changes in crime rates often follow changes in the distribution of people by age. An increase in the proportion of adolescents will increase the rate of crime, all other things held equal. The discernible jump in all crimes in the early 1960s coincided with the maturing into adolescence (roughly ages 14 to 24) of the “baby boom” generation that had been born just after World War II, and the decline in crime in the 1980s coincided with the aging of the population.<sup>4</sup> The increase in the amount of crime since the 1960s, however, was so

<sup>3</sup> Violent crimes (murder, rape, robbery, and aggravated assault) increased by a small amount (2.5 percent) in 2005 after small declines in 2002–2004. Murder declined 2.4 percent in 2004 but was up 4.8 percent in 2005.

<sup>4</sup> In 1950 there were 24 million people ages 14 to 24, and by 1960 that figure had increased only marginally to 27 million. However, within the next decade the number increased by 13 million, or by 1.3 million per year. In 1990 there were 1.5 million fewer boys ages 15 to 19 than there had been in 1980. This group accounted for 9.3 percent of the U.S. population in 1980 but for only 7.2 percent of the population in 1990. See §IID below for a theory about the reasons for these changes and a possible connection to the amount of crime.



large that we can explain only a fraction of it by the increase in the number of 14- to 24-year-olds. For example, one study found that the rise in the murder rate during the 1960s was more than 10 times greater than what one could have predicted from the changing age distribution of the population.<sup>5</sup>

Third, violent criminals and their victims in the United States are disproportionately African Americans. To illustrate, homicides are committed against the U.S. non-black population at about the same rate as against the nonminority populations in European countries and, in fact, at *lower* rates than in some European countries. Black homicide victims elevate U.S. murder rates to the highest among developed countries. One of the most vitriolic policy debates in the U.S. concerns the cause of the connection between violence and race. One side blames discrimination as the cause, and the other side locates the problem in black society. (See the box, “African Americans and Crime.”)

Fourth, a small number of people commit a large proportion of violent crimes. Approximately 6 percent of the young males of a given age commit 50 percent or more of all the serious crimes committed by all young males of that age. This remarkable fact is true in most countries, not just in the United States. The characteristics of this 6 percent of young males are remarkably consistent across different cultures. They tend to come from dysfunctional families, have close relatives (including parents) who are criminals, have low verbal-intelligence quotients, do poorly in school, are alcohol- and drug-abusers, live in poor and chaotic neighborhoods, and begin their misbehavior at a very young age.<sup>6</sup>

This sociological sketch suggests a connection between crime and poverty, which further suggests a connection between crime and the economy’s performance. For example, an increase in unemployment rates might cause an increase in crime rates. In fact, this connection is weak. During the prosperous 1960s, the U.S. economy grew and the distribution of income became slightly more equal, yet the United States experienced a rapid increase in the amount of crime. However, during the economically prosperous 1990s crime declined dramatically. (We will investigate the causes of this decline shortly.)

We have been discussing the social statistics of crime, whereas the previous chapter analyzed the use of punishment to deter crime. Another explanation for increased crime, one that is in keeping with the economic theory of the previous chapter, is that the expected punishment in the United States for committing a *serious* crime (violent or not) has fallen precipitously over the last four decades. In the 1950s it was 22 days. Today it is just 11 days. For juveniles the expected punishment is particularly low.<sup>7</sup>

<sup>5</sup> A detailed discussion of these figures and of alternative explanations for the crime wave of the 1960s may be found in JAMES Q. WILSON, *THINKING ABOUT CRIME* (rev. ed. 1983), pp. 13–25 (Ch. 1, “Crime Amidst Plenty: The Paradox of the Sixties”) and pp. 223–249 (Ch. 12, “Crime and American Culture”). It is also important to note that this secular increase in the amount of crime has been observed in *all* of the developed economies, not just in the United States.

<sup>6</sup> For a discussion of the policy implications of these connections, see Wilson, *supra* n. 1.

<sup>7</sup> *Id.*



**WEB NOTE 12.1**

On our website we provide up-to-date statistics on crime in the United States and other countries, links to websites with further information, and some comparative explanations of differences in the amount of crime in various countries.

**B. Social Cost of Crime**

Now we turn from the quantity of crime to its costs. We may divide the social cost of crime into the property and personal losses of victims and the public and private costs of preventing crime. We can make a rough estimate of each of these elements in order to compute the social costs of crime in the United States in a recent year.

**AFRICAN AMERICANS AND CRIME<sup>8</sup>**

Blacks and whites had, in 1992, identical victimization rates for personal theft. However, for more serious theft (burglary, larceny, and automobile theft) the rate of black victimization was 33 percent higher than the rate for whites. More dramatically, in 1988 blacks accounted for 20 percent of the population in the 75 most populous urban counties in the United States but accounted for 54 percent of all murder victims in those counties.<sup>9</sup> Why are black Americans disproportionately victims of violent crime? Professor Dilulio concludes that affluent Americans move to safer communities, choose safer jobs, and enjoy relatively safe forms of recreation, whereas poverty prevents many black Americans from distancing themselves from criminals. (Note that most violent crime in the United States is *intra*racial: black criminals tend to have black victims, and white criminals tend to have white victims.)<sup>10</sup>

A similar racial disparity exists among criminals. In the 75 most populous counties in the country, blacks account for 20 percent of the population but for 62 percent of all defendants in murder cases. In 1991 the arrest rate for violent crime for young black males

<sup>8</sup> The material in this box comes from John J. Dilulio Jr., *The Question of Black Crime*, THE PUBLIC INTEREST (Fall, 1994). See also the commentaries on that article by Glenn C. Loury, James Q. Wilson, Paul H. Robinson, Patrick A. Langan, and Richard T. Gill.

<sup>9</sup> For violent crimes of all types, the victimization rate in 1992 was 113 per 1000 for teenage black males, 94 per 1000 for teenage black females, 90 for teenage white males, and 55 for teenage white females. For slightly older black males (ages 20–34) the rate was 80; for white males of the same age the rate was 52. Finally, for adult black males between the ages of 35 and 64 the rate was 35; for adult white males, it was 18.

<sup>10</sup> Approximately 84 percent of the single-offender violent crimes committed by blacks are committed against other blacks, and about 73 percent of violent crimes committed by whites are committed against other whites.



was five times higher than for young white males (1456 per 100,000 for black youth and 283 per 100,000 for white youth).

Disproportionate arrest rates resulted in a disproportionately African American prison population. In 1990, 48.9 percent of all state prisoners and 31.4 percent of all federal prisoners were black. (The proportions were almost the same in 1980.)<sup>11</sup> Why are black Americans disproportionate perpetrators of violent crime? Professor Dilulio points to the tragic fact that a disproportionate share of African American youth grow up in dysfunctional families and in neighborhoods in which delinquent and deviant behavior is common. Conversely, low crime rates among Chinese immigrants to the United States are often attributed to family and cultural characteristics.<sup>12</sup>

<sup>11</sup>Some contend that the arrest, conviction, and imprisonment records reflect a racist criminal justice system. There is much evidence against this view. A recent National Academy of Sciences study said, "[F]ew criminologists would argue that the current gap between black and white levels of imprisonment is mainly due to discrimination in sentencing or in any of the other decision-making processes in the criminal justice system." Similarly, a 1991 RAND Corporation study of adult robbery and burglary defendants in 14 large urban areas found no evidence of racial or ethnic discrimination in conviction rates, disposition times, or other important indicators of outcomes.

<sup>12</sup>"During the 1960s, one neighborhood in San Francisco had the lowest income, the highest unemployment rate, the highest proportion of families with incomes under \$4000 per year, the least educational attainment, the highest tuberculosis rate, and the highest proportion of substandard housing. . . . That neighborhood was called Chinatown. Yet in 1965, there were only five persons of Chinese ancestry committed to prison in the entire state of California." JAMES Q. WILSON & RICHARD J. HERRNSTEIN, *CRIME AND HUMAN NATURE* (1985).

The easiest costs to document are state expenditures on preventing crime and punishing criminals. Spending on the criminal-justice system in 1992 constituted 7.5 percent of all governmental spending at the local, state, and federal levels. By 2002 the figure had fallen significantly, largely because the Gross Domestic Product (GDP) had risen so dramatically during the 1990s. The total amount spent annually by all levels of government in the United States on the criminal-justice system is well over \$100 billion. Of that total, approximately one-third is spent on police protection. Federal and state prison systems cost about one-third of the total, and prosecutors, public defenders, probation officers, courts, record keeping, and so on account for the remaining one-third.

Expenditures by individuals and private organizations to prevent crime are more difficult to estimate than state expenditures. This money is spent on alarms, private guards, security systems, placing identifying marks on valuable goods, and the like. In 1993, private expenditures to prevent crime in the United States amounted to approximately \$65 billion. By 2003 the figure had risen to close to \$90 billion.

The value of lost property and the losses to individual victims of crime are the most difficult elements of the social costs of crime to estimate. The value of all stolen goods in 1992 was estimated to be \$45 billion. We have only rough estimates of personal losses to victims: for example, the medical costs of attending to those injured in crimes was \$5 billion in 1992, ignoring the many indirect costs of crime



to the victims such as trauma, anxiety, and shattered lives. There are reasons to believe that these figures have not increased significantly since the early 1990s. One reason is that the total amount of crime has declined in the last 10 years to levels not seen in the United States since the 1930s. Another reason is that the speed and skill with which medical personnel are now able to respond to traumatic injury lowers the medical costs of personal injuries, such as those from gunshot wounds.

If we add these elements, the total cost equals \$500 billion, or approximately 4 percent of the U.S. gross domestic product.<sup>13</sup>

**QUESTION 12.1:** Do statistics support the perception that the United States has been swept by a wave of crime?

**QUESTION 12.2:** If expenditures on preventing crime equal \$200 billion and the costs of crime to victims equal at least \$300 billion, could the United States save \$500 billion by abandoning all efforts to prevent crime?

**QUESTION 12.3:** How would economics try to answer the question, “Does crime increase or decrease as a society becomes more wealthy?”

**QUESTION 12.4:** When statutes prescribe the exact punishment for each crime, the judge’s discretionary power decreases and the prosecutor’s increases. Predict how this change might affect the charges made against arrested persons.

#### WEB NOTE 12.2



You may always find the latest information on the social and other costs of crime on our website.

## II. DOES PUNISHMENT DETER CRIME?

In the previous chapter we outlined an economic theory of the decision to commit a crime. According to that theory, an increase in expected punishment causes a decrease in crime, holding other variables constant. Does empirical work bear out this prediction? The *deterrence hypothesis* holds that an increase in expected punishment causes a *significant* decrease in crime. In technical terms, the deterrence hypothesis holds that the supply of crime is elastic with respect to punishment. If so, then increasing the resources that society devotes to the arrest, conviction, and punishment of criminals should reduce the social costs of the harm caused by crime (unless, of course, the amount and kind of crime is already at the socially optimal level).

An alternative hypothesis holds that variations in the certainty and severity of punishment do *not* significantly deter criminals. Rather, crime is the result of a

<sup>13</sup> See John Donohue, *Fighting Crime: An Economist’s View*, THE MILKEN INSTITUTE REVIEW (First Quarter, 2005), pp. 47–58.



complex set of socioeconomic factors or possibly biological factors. The appropriate way to minimize the social costs of crime is to attack these root causes of crime—for example, to devote resources to job creation, income maintenance, family counseling, mental health, drug and alcohol counseling, and other programs designed to alleviate the social, economic, and biological causes of crime.

Although public debate frames these two hypotheses as mutually exclusive, they might both be correct in the sense that many variables, including the absence of certain punishment, cause crime. If both hypotheses are true, the optimal public policy for reducing crime is a mix of criminal justice and socioeconomic programs. We examine the relevant literature for each of the two hypotheses and then, at the end of this section, draw a tentative conclusion on their merits.

### A. Deterrence

The usual statistical study of deterrence seeks to explain a certain kind of crime as a function of three types of variables. These explanatory variables include, first, proxies for the expected punishment, such as the probabilities of being arrested and convicted and the average prison sentence for that crime; second, certain labor market conditions used to measure the opportunity cost of crime, such as the unemployment rate and the income level of the jurisdiction; and third, certain socioeconomic variables, such as the average age, race, and urbanization of the jurisdiction's population. The statistics may be from a single jurisdiction over time, or from different jurisdictions at the same point in time, or both.

Numerous empirical studies have this form. Here we discuss three especially noteworthy examples. First, a famous study by Isaac Ehrlich used data on robbery for the entire United States in 1940, 1950, and 1960 to estimate the deterrence hypothesis and concluded that, holding all other variables constant, the higher the probability of conviction for robbery, the lower the robbery rate.<sup>14</sup> Second, Alfred Blumstein and Daniel Nagin studied the relationship between draft evasion and penalties for it in the 1960s and 1970s. They concluded that a higher probability of conviction and a higher level of penalty caused a lower rate of draft evasion.<sup>15</sup> Third, a study by Kenneth Wolpin used time-series data from England and Wales over the lengthy period 1894–1967 to test for a deterrent effect in those countries. Wolpin found that crime rates in the United Kingdom were an inverse function of the probability and severity of punishment.<sup>16</sup>

<sup>14</sup> Isaac Ehrlich, *Participation in Illegitimate Activities: A Theoretical and Empirical Investigation*, 81 J. POL. ECON. 521 (1973). Ehrlich also found that there was no deterrent effect attributable to the severity of punishment, as measured by the average length of a prison sentence for robbery in the years 1940 and 1960, but that there was such a deterrent effect in 1950.

<sup>15</sup> Alfred Blumstein & Daniel Nagin, *The Deterrent Effect of Legal Sanctions on Draft Evasion*, 28 STAN. L. REV. 241 (1977).

<sup>16</sup> Kenneth Wolpin, *An Economic Analysis of Crime and Punishment in England and Wales 1894–1967*, 86 J. POL. ECON. 815 (1978). The data were better than any comparable data from the United States and, because of the length of the time period covered, allowed for considerable flexibility in the hypotheses tested.



These (and other) studies found a significant deterrence effect. The National Research Council of the U.S. National Academy of Sciences established the Panel on Research on Deterrent and Incapacitative Effects in 1978 to evaluate the many academic studies of deterrence. The panel concluded that “the evidence certainly favors a proposition supporting deterrence more than it favors one asserting that deterrence is absent.”<sup>17</sup>

These studies seek to explain the “crime rate,” which is a highly aggregated statistic. Rather than studying crime rates, another approach to measuring deterrence studies the behavior of small groups of people. We know that a relatively small proportion of the population commits a large proportion of the crime. Economists have had some success in predicting who will become violent criminals. (See box titled “Guilty of Future Crimes.”) We describe two studies on deterring offenses by such people.

First, Professor Ann Witte followed the post-release behavior of 641 convicted criminals for 3 years. She gathered information on whether the men were arrested again during that period (about 80 percent were), on their previous



### GUILTY OF FUTURE CRIMES

Social scientists have modestly increasing abilities to predict crime. For example, Peter Greenwood's study for RAND titled *SELECTIVE INCAPACITATION* (1982) found that high-rate criminal offenders could be predicted as having seven characteristics: (1) conviction of a crime while a juvenile; (2) use of illegal drugs as a juvenile; (3) use of illegal drugs during the last 2 years; (4) employment less than 50 percent of the time in the previous 2 years; (5) incarceration in a juvenile facility; (6) imprisonment during more than 50 percent of the last 2 years; and (7) a previous conviction for the current offense.

A controversial conclusion that some people reach is that criminals with these characteristics should be incapacitated in prison for a longer period than other criminals. For example, M. Moore, S. Estrich, D. McGillis, and W. Sperlman give “qualified endorsement” to a policy of “selective incapacitation” in *DANGEROUS OFFENDERS: THE ELUSIVE TARGET OF JUSTICE* (1985). Of course, decisions about whether to grant bail, about the severity of punishment, and about parole are all currently made on the basis of predictions about the criminal disposition of the offender. In *Barefoot v. Estelle*, 463 U.S. 880 (1983), *reh. den.* 464 U.S. 874 (1983), the U.S. Supreme Court allowed psychiatric testimony on an individual's likely future dangerousness to be put before a jury that was deciding whether the defendant should be given the death penalty.

**QUESTION 12.5:** *Does efficiency require the adjustment of punishment according to predictions about future crime? Is doing so unfair?*

<sup>17</sup> BLUMSTEIN, COHEN, & NAGIN, EDS., *DETERRENCE AND INCAPACITATION: ESTIMATING THE EFFECTS OF CRIMINAL SANCTIONS ON CRIME RATES* (1978). A critique of that report may be found in Ehrlich & Mark, *Fear of Deterrence*, 6 J. LEGAL STUD. 293 (1977).



convictions and imprisonments, on their labor-market experience after release, and on whether they were addicted to alcohol or drugs. Professor Witte tested the hypothesis that conviction and imprisonment induced these high-risk offenders to engage in fewer crimes in the future. She concluded that the higher the probability of conviction and imprisonment, the lower the number of subsequent arrests per month out of prison.<sup>18</sup>

Second, Charles Murray and Louis Cox, Jr., tracked the records of 317 Chicago males, with an average age of 16, who had been imprisoned for the first time by the Illinois Department of Corrections. Notwithstanding their youth, this was a hardened group of young men: before receiving their first prison sentences, they averaged 13 prior arrests per person; as a group, they had been charged with 14 homicides, 23 rapes, more than 300 assaults, more than 300 auto thefts, almost 200 armed robberies, and more than 700 burglaries. The average sentence for their offenses was 10 months. Murray and Cox followed these young offenders for about 18 months after their release and found that during that period, the group's arrest record fell by two-thirds. The authors concluded that imprisonment served as a deterrent to future crime for this high-risk group.<sup>19</sup>

**WEB NOTE 12.3**

On our website we describe some more recent studies of the deterrence effect of criminal sanctions.

## B. Economic Conditions and Crime Rates

A rational, amoral criminal responds to the opportunity cost of crime, so an increase in the opportunities for earning income legally should cause a decrease in criminality. If opportunity cost has a powerful effect, then among the best policies for reducing the amount of crime are those that ameliorate economic and social conditions. For example, from 1991 to 2001 the United States had the longest period of peace-time prosperity without a recession in its history, and, as we know, this corresponded with a dramatic downturn in all sorts of crime, both violent and nonviolent. Was the economic prosperity a cause of the downturn in crime? We review briefly some empirical studies of the extent to which employment and income-enhancing policies reduce the amount of crime. (We do not discuss the

<sup>18</sup> Ann Witte, *Estimating the Economic Model of Crime with Individual Data*, 94 Q. J. ECON. 57 (1980). Additionally, she discovered that the strength of the deterrent effect varied between different classes of potential offenders. For those who engaged in serious, including violent, crimes, severity of punishment had a stronger deterrent effect than certainty of punishment. For those who engaged in property crimes, certainty of arrest and conviction had a stronger deterrent effect than severity of punishment. The deterrent effect was weakest for drug addicts. Lastly and somewhat surprisingly, the ease of subsequent employment had no significant effect on future criminal offenses.

<sup>19</sup> C. A. MURRAY & L. A. COX, JR., *BEYOND PROBATION: JUVENILE CORRECTIONS AND THE CHRONIC DELINQUENT* (1979). Note that Murray and Cox found that re-arrest rates were higher for comparable juveniles who had *not* been imprisoned, but instead were put on probation.



statistical studies of the influence of early family life, heredity, and other noneconomic factors on crime rates.<sup>20</sup>)

Perhaps unemployed workers commit crimes to gain income or to deal with their idle time and frustration, so that worsening employment conditions lead to an increase in the amount of property crimes. Is there a discernible relationship between cyclical fluctuations in economic conditions and crime rates? There is mixed evidence on this point. In a 1981 survey of the literature up to that date, Thomas Orsagh and Ann Witte found little evidence of a significant relationship.<sup>21</sup> More recently, Cook and Zarkin found a small increase in the number of burglaries and robberies during recent recessions, no correlation between the business cycle and homicides, and a countercyclical relationship between economic conditions and auto theft. Finally, Cook and Zarkin found that long-term trends in crime rates were independent of the business cycle.<sup>22</sup>

These negative results do not contradict the economic theory of deterrence. In the economic theory of deterrence, the business cycle influences the opportunity cost of crime and also the opportunities for crime. These two influences work in opposite directions. As the economy worsens, criminals have fewer opportunities for legitimate earnings, and also fewer opportunities for crime. For example, unemployment creates a motive to sell cocaine and also reduces the number of potential customers.<sup>23</sup> It follows that as the economy improves, the opportunity cost of crime increases, but so, too, does the take to be had from successful crime. Which of these forces dominates is still somewhat in doubt. However, as we have already suggested, there is at least anecdotal evidence that the opportunity cost of legitimate employment has the stronger effect in the sense that there is a correlation between the remarkable economic prosperity in the United States between 1991 and 2001 and the decline in crime during that same period. (We return to that connection in section VII below.)

We may summarize this brief survey of the literature on deterrence as follows: increases in the probability of arrest, conviction, and punishment, and increases in the severity of punishment have a significant deterrent effect on the population at

<sup>20</sup> See, for example, JAMES Q. WILSON & RICHARD HERRNSTEIN, *CRIME AND HUMAN NATURE* (1985).

<sup>21</sup> Orsagh and Witte, *Economic Status and Crime: Implications for Offender Rehabilitation*, 72 J. CRIM. L. & CRIMINOL. 1055 (1981). This study follows up a literature survey by Robert Gillespie. Gillespie found three studies that discovered a significant relationship between unemployment and crime and seven that did not. Robert W. Gillespie, "Economic Factors in Crime and Delinquency: A Critical Review of the Empirical Evidence," pp. 601–626 in UNEMPLOYMENT AND CRIME: HEARINGS BEFORE THE SUBCOMMITTEE ON CRIME OF THE COMMITTEE ON THE JUDICIARY (House of Representatives; Washington, D.C.: U.S. Government Printing Office, 1978).

<sup>22</sup> Philip J. Cook & Gary A. Zarkin, *Crime and the Business Cycle*, 14 J. LEGAL STUD. 115 (1985). This is, perhaps, surprising given the correlation between the business cycle and less serious property crimes and the usual belief that there is a correlation between those property crimes and homicides. See also Richard Freeman, "Crime and Unemployment," in JAMES Q. WILSON, ED., *CRIME AND PUBLIC POLICY* (1983), and James Q. Wilson & Philip J. Cook, *Unemployment and Crime—What Is the Connection?*, 79 PUBLIC INTEREST 3 (1985).

<sup>23</sup> An excellent discussion of the literature on deterring crime through increasing the benefits of legal alternatives may be found in WILSON, *THINKING ABOUT CRIME* (rev. ed. 1983), pp. 137–142.



large, as well as on that small portion of the population that is most likely to commit crime; general improvements in the economy may have a significant negative impact on crime rates.

Before concluding, we mention two general problems with all statistical studies of deterrence. First, the accuracy of the data on the number of crimes differs significantly among jurisdictions at any point in time, and within a jurisdiction at different points in time. For example, some crimes are almost always reported to the authorities; some are rarely reported; and these reporting discrepancies differ over time and among jurisdictions. These inaccuracies may create spurious statistical relationships. (See Web Note 12.1 for more on this topic.) Second, estimated models omit some important but difficult-to-measure variables, such as whether adults were abused as children. If omitted variables correlate with included variables, the estimated relationship will be biased. Over time, improvements in measuring variables and better statistical techniques tend to overcome these two weaknesses in deterrence studies.

### C. Does Crime Pay?

Most people never commit crime, but some people make a career of it. These career criminals apparently believe that the benefits of crime exceed the expected punishments. Why do career criminals reach a different conclusion from the rest of us? Is crime very profitable for them, or is legitimate work unprofitable for them, or do they have special attitudes toward risk and special valuations of time?

To address these questions, James Q. Wilson and Allan Abrahamse (in *Does Crime Pay?* 9 JUSTICE QUARTERLY 359 (1992)) compared the gains from crime and from legitimate work for a group of career criminals in state prisons in three states. Wilson and Abrahamse divided prisoners into two groups: mid-rate offenders and high-rate offenders. Using data from the National Crime Survey's report of the average losses by victims in different sorts of crimes, the authors estimated the annual income for criminals.<sup>24</sup> They then compared these estimates of the income from crime with the prisoners' estimates of their income from legitimate sources. Two-thirds of the prisoners had reasonably stable jobs when they were not in prison and, on average, the prisoners believed that they made \$5.78 per hour at those legitimate jobs.

As Table 12.1 indicates, Wilson and Abrahamse found that, for mid-rate criminals, working pays more than crime for every type of crime except auto theft. For high-rate offenders, however, crime paid more than legitimate work for *all* crimes except burglary. These figures concern the income from crime, but not the major cost of crime to these criminals: time in prison. When the authors included those costs, the net income from crime fell below the income from legitimate work for both mid-rate and high-rate offenders.

<sup>24</sup>For example, they estimated that the value of a stolen car was 20 percent of its market value. And following a study of drug dealing in Washington, D.C., they estimated that the net income of the average drug dealer was \$2000 per month.



**Table 12.1**  
**Criminal and Legitimate Earnings per Year (1988 Dollars)**

Crime type	HIGH-RATE		MID-RATE	
	Crime	Work	Crime	Work
Burglary/theft	\$5,711	\$5,540	\$2,368	\$7,931
Robbery	6,541	3,766	2,814	5,816
Swindling	14,801	6,245	6,816	8,113
Auto theft	26,043	2,308	15,008	5,457
Mixed	6,915	5,086	5,626	6,956

Source: Wilson and Abrahamse, *Does Crime Pay?*, 9 JUSTICE Q. 359, 367 (1992).

Why, then, do career criminals commit crime? Wilson and Abrahamse consider and reject two explanations. First, the prisoners may have felt they had to commit crime because they had no meaningful opportunity for legitimate work. The authors doubt this view: two-thirds of the prisoners were employed for some length of time during the period examined. Second, the prisoners may have had such serious problems with alcohol and drugs that they could not hold legitimate jobs. The authors argue that although two-thirds of the offenders had drinking or drug problems, the evidence from other studies indicates that these problems do not normally preclude legitimate employment. Wilson and Abrahamse conclude that career criminals are “temperamentally disposed to overvalue the benefits of crime and to undervalue its costs” because they are “inordinately impulsive or present-oriented.” In economic terms, these people discount punishments for uncertainty and futurity more highly than other people do.

**QUESTION 12.6:** How could the collection of uniform crime statistics contribute to studies of deterrence?

**QUESTION 12.7:** Describe how statisticians might ideally separate the effect of the business cycle on the opportunity cost of crime and its profitability.

**QUESTION 12.8:** Assume that criminals discount risk and futurity more than other people. What policies might reduce crime by changing this fact?

**WEB NOTE 12.4**



The title of this section is “Does Crime Pay?” On our website we review some additional studies designed to answer that question.



### D. Abortion and Crime

The economic analysis of crime hypothesizes that the level of punishment and its certainty, the level of legitimate economic opportunity, the age structure of the population, and other socioeconomic factors provide a relatively complete explanation for the level of crime in a particular time and place. So, for example, the four-point pattern of recent crime in the United States that we outlined at the beginning of this chapter might be—indeed, has—been investigated using the independent variables that we just noted. However, in a fascinating recent article Professor John Donohue of the Yale Law School and Professor Steve Levitt of the Department of Economics at the University of Chicago have identified what may be another important independent variable in explaining recent patterns of crime—abortion.

Recall that the central facts to be explained about recent statistics on crime in the United States are the following:

1. There was a 30-percent decline in property crimes during the 1990s, and
2. There was a 40-percent decline in homicides in the 1990s, with homicides at their lowest rate in this country since the 1930s.

The literature in criminal justice has focused on five possible explanations for this recent downturn. One is the view, which we have already reviewed, that “deterrence works.” That means simply that if you punish enough criminals, potential criminals will revise their estimates of the expected cost of crime upward so that a significant number of them refrains from committing crime. The fact that there are 2 million U.S. citizens in jails and prisons and that our imprisonment rate is 7 times higher than that of Western European countries is taken by deterrence proponents as confirmation of their hypothesis. A second possible explanation is that there has been a significant decline in the crack cocaine epidemic that beset the United States in the mid- and late 1980s. The connection between crack cocaine and crime is, first, that crack cocaine use may make it difficult for users to hold a steady job, pushing them, instead, into crimes for income and, second, that sellers of crack cocaine—frequently street gangs—often fought violently with one another to control market territory. A third reason sometimes given for the observed decline in crime is the economic boom of the 1990s, a connection that we explored previously and revisit below. A fourth reason is a possible increase in victim precaution. And fifth, there was a significant change in policing strategies, the most common innovation being the institution of “community policing,” in essence a closer relationship between the members of a community and the police officers responsible for that community.<sup>25</sup>

<sup>25</sup> A very influential theory underlying this change in policing strategies was the “broken windows” hypothesis attributable to James Q. Wilson & George L. Kelling, *Broken Windows: The Police and Neighborhood Safety*, THE ATLANTIC MONTHLY (March, 1992), available at <http://www.theatlantic.com/politics/crime/windows.htm>. Professor Bernard E. Harcourt of the University of Chicago Law School criticizes the Wilson-Kelling hypothesis in *Illusion of Order: The False Promise of Broken Windows Policing* (2001).



Donohue and Levitt offer a very different explanation—the legalization of abortion in 1973.<sup>26</sup> The heart of their contention is that when the U.S. Supreme Court legalized abortion in *Roe v. Wade* in January, 1973, there was a significant increase in the number of abortions—from under 750,000 in 1973 (when live births totaled 3.1 million) to 1.6 million legal abortions per year in 1980 (when live births totaled 3.6 million)—and, as a result, a significant decline in the number of young men who would have been 18 years old, beginning in 1991. As we have seen earlier in this chapter, there is a strong correlation between the percentage of a society's population that is male and between the ages of 14 and 24. Donohue and Levitt hypothesize that the decline in that proportion of the population in the United States beginning in 1991 can account for one-half of the observed decline in the amount of crime. All other factors taken together account for the remaining half. (We examine the other factors in section VII below.)

The authors point to five factors in support of their hypothesis. First, there was, as noted, a smaller number and proportion of the population in the high-crime ages in the early 1990s, in large part because of the increase in abortions beginning in 1973. Second, five states legalized abortion in 1970, before the Supreme Court legalized abortion (in the first two terms of pregnancy) in *Roe v. Wade*, and the decline in crime rates occurred earlier in those five states than it did in the rest of the country. Third, there is a statistically significant correlation between “higher rates of abortion in the late 1970s and early 1980s [and] lower crime rates [in those states] for the period 1985 to 1997.” Fourth, there is no correlation between higher abortion rates in the mid- or late 1970s in a state and crime rates in that state between 1972 and 1985. And fifth, almost all of the decline in crime in the 1990s can be “attributed to reduction in crime among the cohorts born after abortion legalization[;] [t]here is little change in crime among older cohorts [over the last 30 years].”

Moreover, Donohue and Levitt contend that the more conventional explanations for the decline in crime do not adequately account for the observed pattern of decline. For instance, they point out that the booming economy of the 1990s is a dubious explanation because, first, there is, as we have seen, a relatively weak correlation between macroeconomic activity and crime levels, and, second, the economic boom had begun not in 1991 but in 1983. There had not been much of a decline in crime levels in the 1980s during the early years of the long period of prosperity. As another example of an inadequate explanation, Donohue and Levitt criticize the possible connection between changes in policing strategies and the decline in crime on the ground that crime declined all over the country, not just in places where police instituted new strategies.

Donohue and Levitt divide legalized abortion's effect on the decline in crime into two effects—the “cohort size” effect and the “cohort quality” effect. The cohort size effect points to the reduction in the number of 18-year-old males

<sup>26</sup> John J. Donohue III & Steven D. Levitt, *The Impact of Legalized Abortion on Crime*, 116 Q. J. ECON. 379 (2001). Interestingly the article first appeared on the SSRN Legal Scholarship network in 2000, from which there were a large number of downloads. *The New York Times* and other national publications reported on the study's findings well before the final version appeared in the *Quarterly Journal of Economics*.



beginning in 1991 as an important explanation of the decline in crime. But they also contend, controversially, that the “quality” of the young men who were not born because of abortion after 1973 was such that they would have been even more likely to commit crime and other antisocial acts than average 18-year-olds. The reasons are that “women who have abortions [teenage mothers, unmarried women, and the economically disadvantaged] are most likely to be those most at risk to give birth to children who would engage in criminal activity.” Women tend to use abortion as a method of altering the timing of childbearing; they may wait until later when their economic or personal situation improves. Children are then born into better environments.

Donohue and Levitt attribute about half of the entire decline in all crime in the 1990s to the effects of legalized abortion. Of that half, they attribute 50 percent to the “cohort size” effect and 50 percent to the “cohort quality” effect.

#### WEB NOTE 12.5



For more on the Donohue and Levitt hypothesis, critiques of that hypothesis, and links to other literature on the causes of the decline of crime in the 1990s, see our website.

### III. EFFICIENT PUNISHMENT

What forms of punishment do we actually use in the United States and how efficient are they? In this section we first examine the social benefits and costs of imprisonment and then look at the benefits and costs of monetary fines as a deterrent to crime. We argue that the U.S. criminal justice system relies too much on incarceration and too little on fines.

#### A. Imprisonment

**1. The Social Benefits of Imprisonment** In principle, incarceration has at least four social benefits: (1) deterrence, (2) retribution, (3) rehabilitation, and (4) incapacitation. We have already discussed empirical evidence on deterrence. We consider the three remaining benefits in turn.

First, “retributivism” holds that justice requires punishing criminals in proportion to the seriousness of their crimes. In principle, varying the length of the sentence allows the state to adjust the shame and personal cost of imprisonment until it is proportional to the seriousness of the crime. You may think that economics concerns efficiency and has nothing to say about this problem of justice. In reality, economics has something to say about any explicit policy goal, including fairness. See the box titled “Retribution and Economics.”

The next benefit allegedly derived from imprisonment is “rehabilitation,” which means that prison changes criminals so that, after their release, they do not commit future crimes. For example, prison might teach the criminal a marketable





## RETRIBUTION AND ECONOMICS

According to the principle of retribution, justice requires absolving the innocent and punishing the guilty in proportion to their crimes. Conversely, injustice results from punishing the innocent, absolving the guilty, or punishing the guilty out of proportion to the seriousness of their crimes. To avoid these injustices, officials who arrest and prosecute people must have good information about who did what. Given the cost of information, officials make mistakes. Punishing the innocent is called a “false positive” by statisticians, or a “Type I error.” Not punishing the guilty is called a “false negative” or a “Type II error.”

As officials increase the efficiency of the criminal-justice system, a point is reached where one type of error cannot be reduced without increasing errors of the other type. To illustrate, assume that the prosecutor ranks cases from weak to strong according to the probability of obtaining a conviction. A cutoff point is selected, above which all cases are prosecuted and below which cases are not prosecuted. Raising the cutoff, so that cases are only prosecuted with a high probability of obtaining a conviction, decreases false positives (punishing the innocent) and increases false negatives (not punishing the guilty). Lowering the cutoff has the opposite effect.

One way to choose the cutoff is by finding the point where the expected social cost of false positives equals the expected social cost of false negatives. If punishing an innocent person has more social cost than not punishing a guilty person, then the cutoff will be chosen at a point favoring the accused. Justice, as represented by the principle of retribution, and efficiency, as represented by minimizing the social costs of crime, come together when balancing false positives and false negatives. The two come together because the social cost of false imprisonment or mistaken release from prison depends upon beliefs about justice.

job skill or provide religious instruction that induces them to eschew crime. The ideal of rehabilitation, which once enjoyed favor in the United States, has fallen out of favor, partly because rehabilitative programs show poor results.<sup>27</sup> Expenditures in U.S. prisons on counseling, job training, and general education have declined in recent years.

The final social benefit, “incapacitation,” refers to the fact that, while confined, an offender cannot commit crimes against people outside prison. Even if prison fails to deter or rehabilitate, imprisonment may reduce crime by incapacitating criminals. Most recent studies indicate that about two-thirds of all inmates had criminal records before their current stay in prison. Additionally, between 25 percent and 50 percent of all offenders are arrested within a very short time—6 months to 1 year—of their release from prison. And two-thirds will recidivate within 3 years. According to a Brookings Institution study, violent criminals who pass in and out of prison commit 12 serious crimes per year on average while out of prison (excluding drug crimes).<sup>28</sup>

<sup>27</sup> See Francis Allen, *THE DECLINE OF THE REHABILITATIVE IDEAL* (1981).

<sup>28</sup> John J. DiIulio, *The Costs of Crime*, BROOKINGS REVIEW (Fall, 1994).



From facts such as these, people conclude that incapacitation significantly lowers crime rates. These facts, however, require scrutiny. Two conditions must be met in order for incarceration to reduce crime rates. First, criminals incapacitated by imprisonment must not be replaced immediately by new criminals. For example, if imprisoning one drug dealer immediately results in his replacement by someone else, then incapacitation does not reduce total sales of drugs. In technical terms, *incapacitation is most effective at reducing crime when the supply of criminals is inelastic*. In general, inelastic supply results from a fixed factor of production. For example, an important drug dealer may have superior knowledge of illegal markets, so that after his arrest, no one else can quickly take his place.

Second, in order for incarceration to reduce crime, imprisonment must reduce the total number of crimes committed by repeat offenders over their criminal careers. For some criminals, incarceration affects the timing, but not the number, of their crimes. To see why, consider that punishment typically grows more severe with each criminal conviction of a repeat offender. Suppose that after, say, the second conviction, the prospect of a very severe punishment for a third conviction causes this person to stop committing crimes. In this example, the fact that the person could not commit crimes while in jail after each of the first two convictions might not influence the total number of crimes the person committed. Rather, the time spent in jail just delayed the arrival of the day the criminal received the second conviction. The punishment for a third conviction could be so severe as to deter any further crime. In general, if a person commits crimes until the expected punishment exceeds the benefit, the deterrent effect of imprisonment determines how many crimes the person commits, and incapacitation has no independent effect.

Now consider the opposite kind of criminal. For this person, the urge to commit crime is irresistible in youth and fades with age. If the state keeps such a person in prison during her youth, and releases her later in life, she will commit fewer crimes over her criminal career. Thus, incapacitation reduces the rate of crimes caused by youthfulness.

The fact that repeat offenders commit fewer crimes as they get older could be due to biological and sociological factors associated with aging, or it could be due to the higher expected penalties faced as their criminal records lengthen.

Distinguishing incapacitation effects and deterrence effects from incarceration is a complicated empirical issue. On the one hand, as we have seen, putting someone in jail or prison may reduce the amount of crime simply because the incarcerated cannot commit crimes. (The literature refers to this as “specific deterrence.”) On the other hand, putting someone in jail or prison may reduce crime because other people observe the punishment meted out to a convicted criminal and decide not to commit a crime so as to avoid suffering the same punishment. (The literature refers to this as “general deterrence.”) Either or both effects (or neither) are possible and disentangling them has proven to be a very taxing empirical task.

In the late 1990s, Dan Kessler and Steve Levitt published a paper in which they reported finding a method of distinguishing incapacitation and deterrence effects from incarceration and criminal sanctions generally.<sup>29</sup> In June 1982, voters in

<sup>29</sup> Daniel Kessler & Steven D. Levitt, *Using Sentence Enhancements to Distinguish Between Incapacitation and Deterrence*, 42 J. LAW & ECON. 343 (1998).



California passed a proposition (Proposition 8) that provided for immediate sentence enhancements for certain eligible crimes (murder, rape, robbery, burglary of a residence, and firearm assault): upon conviction of any of the specified offenses, the defendant would receive a 5-year increment to his or her incarceration for each prior conviction of a serious felony. The passage and implementation of the proposition provided what economists call a “natural experiment” to distinguish incapacitation from general deterrence. Kessler and Levitt recognized that any immediate decline in the amount of the crimes eligible for the sentence enhancements could not be attributed to incapacitative effects but rather to marginal deterrence effects. Kessler and Levitt found that there was an almost immediate decline of 4 percent in crimes eligible for sentence enhancements in California in the year after voters passed the proposition and that the declines in those crimes continued for years to come.<sup>30</sup> This is one of the most dramatic and careful studies finding a deterrence effect from criminal sanctions that can be distinguished from incapacitating effects of imprisonment.



#### PRISONS FOR PROFIT AND FACTORIES WITH FENCES

The U.S. government buys fighter planes, banking services, and hospital care from private companies. Why not pay private companies to confine prisoners? The profit motive spurs cost-cutting, quality control, and technological innovation, which make private businesses more efficient than the state. To illustrate, the Corrections Corporation of America, Inc., constructed the detention center of the U.S. Immigration and Naturalization Service in Houston for one-half the cost and in one-third the time required for the construction by the government of a comparable facility. CCA contends that its costs are generally about 6 percent below those of similar facilities operated by governmental bodies. CCA now owns 40 correctional facilities and manages some portion of the prisons in almost all the states and more than a dozen municipalities.

Another private company, Behavioral Systems Southwest, incarcerates 600 to 700 prisoners per day in leased hotels and large houses for a state prison system. The company deals only with low-risk prisoners and manages to detain them in its leased facilities for about \$25 per day, compared with the \$75 to \$100 per-day cost of detention in a conventional facility.

Only a handful of privately operated prisons exist today in the United States, but penologists believe that the trend will broaden. The John Howard Association, a private, non-profit group that lobbies for prisoners' rights, has not decided whether to support or oppose private prisons. The American Correctional Association is also adopting a wait-and-see attitude. However, the National Sheriffs Association and the American Federation of State, County and Municipal Employees, which represents 40,000 corrections employees, oppose privatization vigorously. (Can you see why?)

<sup>30</sup>The Kessler-Levitt study is criticized in Cheryl Marie Webster, Anthony N. Doob, & Franklin E. Zimring, *Proposition 8 and Crime Rates in California: The Case of the Disappearing Deterrent*, 5 CRIMINOLOGY & PUB. POL'Y 417 (2006). But see Levitt, *The Case of the Critics Who Missed the Point: A Reply to Webster et al.*, 5 CRIMINOLOGY & PUB. POL'Y 449 (2006).



**2. *The Social Costs of Imprisonment*** The social costs of imprisonment include the direct costs of building, maintaining, and staffing prisons, and the opportunity cost of losing the productivity of imprisoned people. As to direct costs, recent estimates are that it costs up to \$40,000 per year to keep one prisoner in a maximum-security prison in the United States.

Turning to opportunity costs, inmates in U.S. prisons devote the bulk of their time to making highway signs, doing one another's laundry, preparing meals, and the like. More productive uses of their time surely could be found. One proposal, which former Chief Justice Warren Burger has called "factories with fences," is to invite private industry to hire prisoners to produce marketable goods. At Attica State Prison in New York, a metal shop that manufactures file cabinets showed a profit of approximately \$1.3 million in 1984. In Minnesota, Stillwater Data Processing Inc.—a private, nonprofit corporation—employs inmates of a maximum-security prison as computer programmers. In Illinois, medium-security prisons often produce and market such valuable commodities as high school and college marching band uniforms. In North Carolina, female prison inmates serve as the staff that answers the state's tourism telephone hotline. Inmates highly prize those jobs and compete for them in terms of good behavior. However, there are legal obstacles that limit these developments, such as a federal law that makes transport of prison-made goods in interstate commerce illegal, and the "state-use" statutes that forbid the sale of prison-made goods to the governments of most states. Several states, eager to take advantage of the "factories with fences" idea, have repealed their state-use statutes, despite predictable opposition from labor unions.

Is there a cheaper method of deterring criminals than incarceration? One candidate that we shall look at shortly is the use of fines. Another is the use of high-technology monitoring equipment to enforce restrictions on criminals who are not in prison. For example, the terms of probation may prohibit a criminal from leaving a certain city, and the criminal may be required to report to his probation officer each week. In 1994, 40,000 criminals in the United States were wearing ankle bracelets that cannot be removed by them and that emit a signal enabling the police to locate them. The daily cost to the authorities of the ankle bracelet is \$10, a fraction of the daily cost of imprisonment. Today those bracelets are equipped with GPS systems so that the exact location of the bracelet can be found at all times.

**3. *Sentencing Reform*** Two reforms in the sentencing of prisoners may have caused the sharp increase in the number of prisoners in the United States that we mentioned earlier. In 1980, most states followed a system called "indeterminate sentencing." Under indeterminate sentencing, the criminal statute prescribed an indefinite term for committing a particular offense, such as imprisonment "for not less than five years, nor more than ten years." The judge had discretion in determining the sentence within these broad boundaries. After the judge pronounced the sentence, the actual time served would be determined by the prison authorities and the parole board, depending on the prisoner's behavior and rehabilitative progress.<sup>31</sup>

<sup>31</sup> The average violent offender in a state prison today spends only 40 percent of the sentence in prison.



In the mid- and late 1980s state and federal authorities replaced this system of judicial discretion with a system of determinate or mandatory sentencing. Under this system, the criminal statute prescribes a specific sentence for a particular crime—say, 15 years in prison for committing crime X. The offender becomes eligible for parole only after having served some fixed amount of time prescribed in the statute. Sometimes the judge reads the mandatory sentence from a grid. The vertical side of the grid lists crimes by their seriousness, ranging from a lesser felony to first-degree murder. Along the top of the grid, the history of the offender is scaled from 0 (a first-time offender) to 9 (a violent career criminal). Entries in the table increase in severity as one reads down or across. Judges have very little discretion to alter the sentence.<sup>32</sup>

We mentioned that the total number of prisoners in the United States rose to about 2.2 million in 2005. The principal reason for this increase is the mandatory sentencing of drug offenders. Today, 60 percent of all inmates in federal prisons and 20 percent of all those in state prisons are there on drug charges. (Later we analyze drug crimes.)

In complying with the requirements of mandatory sentencing, states are running out of prison space and money. For example, Texas today has 500,000 offenders in prison, at an annual cost of \$3 billion. In the early 1980s there were 188,000 prisoners, at an annual cost of \$600 million. Federal law prevents the states from packing more prisoners into the same prisons.<sup>33</sup> Congress has tried to help the states by providing them with prison space under certain conditions.<sup>34</sup>

Another new law that may lead to an increase in imprisonment is known as “three strikes and out.” Under this law, an offender convicted of a third felony must be sentenced to an extremely long sentence, such as natural life in prison without possibility of parole. Many states have currently adopted such laws, and the 1994 anti-crime bill passed by Congress contained a “three strikes” provision. The economic wisdom of “three strikes” is dubious. Imprisoning a 25-year-old for life would cost a phenomenally large sum of money, probably in excess of \$1,000,000. In addition, keeping older inmates in prison is very costly and does not provide much social benefit. A California study found that the annual medical costs for prison inmates 55 and older may be \$100,000. Moreover, only 2 percent of inmates over 55 who are released are ever re-arrested. The strongest economic argument in favor of

<sup>32</sup> For a critique of mandatory sentencing and an argument by a former state court trial judge in Pennsylvania that the prior system of judicial discretion worked well, see LOIS G. FORER, *A RAGE TO PUNISH: THE UNINTENDED CONSEQUENCES OF MANDATORY SENTENCING* (1994).

<sup>33</sup> In North Carolina, inmates sued the state, contending that crowded state prisons violate the Eighth Amendment of the U.S. Constitution, which forbids cruel and unusual punishment. The 1988 agreement settling the suit stipulated that North Carolina would provide 50 square feet of space for each prisoner. With its current facilities, North Carolina can only house 21,400 prisoners and still satisfy this agreement. To keep the total state prison population at 21,400, the average time served by prisoners in North Carolina over the past 7 years has fallen from 40 percent of the original sentence to 18.5 percent.

<sup>34</sup> In its 1994 anti-crime act, Congress appropriated money for the federal government to build ten “regional prisons,” designed to add 50,000 to 100,000 new prison spaces within the next 5 years. Congress invited the states to place their prisoners in these new facilities (thus saving the states the politically painful cost of building their own new prisons), but only if the states would reform their criminal codes in several ways—most importantly by assuring the federal government that violent offenders would spend 85 percent of their sentence in prison.



the “three strikes” law is that it may be extremely deterring; if so, it is conceivable that there will be *fewer* older prisoners under “three strikes” and, therefore, *lower* social costs of crime. Only careful empirical work can resolve which effect dominates.

In many states correctional spending has replaced health care spending as the fastest-growing component of the state budget. To reduce that correctional spending, many states are implementing criminal sentencing reforms. Michigan, for example, has recently abolished all of its mandatory minimum-sentencing drug laws. Louisiana eliminated some mandatory sentencing in favor of discretionary sentencing and amended its “three strikes” statute so as to count only violent felonies as the first two “strikes.” Mississippi abolished discretionary parole in 1995 and brought it back for nonviolent first-time offenders in 2005. Eighteen other states have passed similar reforms of their sentencing laws.



### PRISONS VERSUS SOCIAL PROGRAMS

The prison population in the United States quadrupled between 1980 and 2002—from 50,000 to more than two million people incarcerated in this country. As imprisonment became a much more likely punishment for conviction of a crime, the amount of many serious crimes fell dramatically. (We will explore this connection in more detail below.) Prisons are expensive to build and expensive to operate. The best estimate we have is that the variable costs of incarceration are \$46,000 per year per prisoner. Because this society has so rapidly increased the number of prisoners, it may well be the case that we have reached the area of diminishing marginal social returns to further imprisonment. That is, the marginal social cost of imprisoning a further 100 prisoners—roughly \$46 million—may be greater than its social benefits (in terms of crime deterred).

In an important recent study, John Donohue and Peter Siegelman calculated the marginal social return to further imprisonment and compared that return to that of spending an equal amount on social intervention programs designed to deter crime. Their conclusion was that the social return on incarceration has fallen so that the elasticity of crime with respect to incarceration is approximately  $-0.15$ .<sup>35</sup>

That figure means that, for example, a 10-percent increase in spending on incarceration will cause a 1.5-percent drop in the amount of crime.

An economically informed policy that seeks to minimize the social costs of crime should take this elasticity and others into full consideration. For example, if we had evidence on the elasticity of crime with respect to spending on social programs and on policing and on other crime-detering policies, we should allocate resources across these crime-detering policies so as to get the greatest possible reduction in crime per dollar spent. There are estimates that suggest that the elasticity of crime with respect to expenditures on policing is 20 percent greater than that on incarceration, indicating that society should spend less on prisons and more on police. There are also estimates that the elasticity of crime with respect to expenditures on preschool programs is significantly higher than  $-0.15$ , suggesting that society should also transfer resources from prisons to preschools.

<sup>35</sup>See John J. Donohue III & Peter Siegelman, *Allocating Resources Among Prisons and Social Programs in the Battle Against Crime*, 27 J. LEGAL STUD. 1 (1998).



## B. Fines

Imprisoning more people for longer periods may not be the most efficient way to reduce crime. A leading alternative to imprisonment is fines. In the previous chapter we examined the theory of fines, so our focus here is on the benefits and problems of implementing a system of fines for deterring crime.

Table 12.2 compares the use of fines and incarceration in several Western nations. Note the much greater reliance in Western Europe on fines, and the greater reliance in the United States on incarceration. What explains this difference? One possible explanation is that the United States' criminal population differs in significant ways from the European criminal population. For instance, Americans may use a gun or other dangerous weapon more frequently, thus deserving a stronger punishment. A second possibility is that a higher percentage of the U.S. criminal population consists of repeat offenders, for whom imprisonment may be the preferred sanction, and European criminals may tend to be first-time offenders, for whom fines may be the preferred sanction. A third possibility is that European criminals are more responsive to the threat of punishment than are criminals in the United States. Thus, authorities in this country must use more severe penalties to achieve the same level of deterrence that less severe sanctions generate in Europe. Finally, the difference may be due to different philosophical and cultural traditions. Europeans exhibit a distrust of imprisonment<sup>36</sup> as a deterrent, and Americans exhibit a distrust of fines.<sup>37</sup>

**Table 12.2**  
**Comparative Punishment for Selected Traditional Crimes, 1977**

COUNTRY/ JURISDICTION	PERCENT				ALL
	TOTAL OF SELECTED DEFENDANTS	OF ALL DEFENDANTS (IN PERCENT)	INCAR- CERATION (IN PERCENT)	FINE ONLY (IN PERCENT)	OTHER (IN PERCENT)
England, Wales	293,580	69	14	56	30
Germany	191,329	77	10	77	13
Sweden	29,121	67	13	43	44
U.S. Federal District Courts	16,057	56	39	5	56
Washington, D.C., Superior Court, 1974	1,847	38	32	4	64

The table and accompanying textual information are from Robert Gillespie, *Sanctioning Traditional Crimes with Fines: A Comparative Analysis*, 5 INT. J. COMP. APPL. CRIM. JUST. 197 (1981).

<sup>36</sup>G. Mansell, *Comparative Correctional Systems: United States and Sweden*, 8 CRIM. L. BULL. 748 (1972).

<sup>37</sup>American Bar Association Project on Standards for Criminal Justice, STANDARDS RELATING TO SENTENCING ALTERNATIVES AND PROCEDURES (1971), and National Advisory Commission on Criminal Justice Standards and Goals, PROCEEDINGS OF THE NATIONAL CONFERENCE ON CRIMINAL JUSTICE (1973).



The typical fine in the United States is a fixed fine per offense, independent of the offender's wealth, with statutorily defined absolute maximums. By contrast, many European countries combine the use of the fixed-fine-per-offense system with an additional fine (called the "day-fine" system) scaled according to the offender's income. Under this scheme, the prosecutor determines the defendant's recent daily income and recommends that the defendant be punished, if guilty, by being responsible for paying that daily income times a certain number of days. For a trivial crime, such as a traffic offense, the figure may be 5 or 10 days. For a serious crime, the number of days may rise to a maximum of 120.<sup>38</sup> Instead of paying the day fine all at once, the convicted person is allowed to spread the payments over a period of time. Spreading the payment overcomes the problem that fines can be large relative to income or wealth.

**QUESTION 12.9:** Competition among sellers improves the quality of goods for consumers. Could this mechanism work for the private supply of prisons?

**QUESTION 12.10:** How do full employment and high wages contribute to the power of fines as a deterrent?

**WEB NOTE 12.6**



On our website we include a discussion of some recent scholarship on the effectiveness and costs of police efforts to deter crime. See also the discussion in §VII.

## IV. THE DEATH PENALTY

The ultimate punishment is death. In recent years, many countries have abandoned this sanction, and executions virtually ceased in the United States during the 1960s. In 1972, the Supreme Court found the death penalty to be unconstitutional when applied "capriciously and discriminatorily."<sup>39</sup> This court decision provoked hostility among voters in some states, and many legislators responded by introducing legislation to revive capital punishment. After 1972, state legislatures amended

<sup>38</sup> For details on how the system works, see H. Thornstedt, *The Day-Fine System in Sweden*, 1975 CRIM. L. REV. 307. The reason that we may perceive criminal fines to be independent of the criminal's income and wealth is that we ignore the implicit economic effect of conviction on subsequent employment opportunities. John Lott, Jr., (in *Do We Punish High Income Criminals Too Heavily?* 30 ECON. INQ. 583 (1992)) shows that high-income criminals suffer a much larger loss in subsequent earnings due to a criminal conviction than do low- and medium-income criminals. Lott calculates that adding in this element of loss makes the total monetary penalty for crime (criminal fine plus the loss in subsequent earnings) steeply progressive.

<sup>39</sup> *Furman v. Georgia*, 408 U.S. 238 (1972). Justices Thurgood Marshall and William Brennan felt that the death penalty was cruel and unusual punishment (and, therefore, violated the Eighth Amendment to the Constitution) under any circumstances and, thus, would always be unconstitutional. (Justice Harry Blackmun announced in 1994, shortly before his retirement, that he, too, had come to believe that capital punishment was unconstitutional under any circumstances.) The other three justices of the majority were not prepared to go so far, holding instead that capital punishment was unconstitutional only when the state applied it capriciously and discriminatorily.



their death statutes to comply with the Supreme Court's decision and to allow executions for the most serious crimes. In 1976 the Supreme Court upheld three revised state capital-punishment statutes as constitutional.<sup>40</sup> Currently, 38 states and the federal government have capital punishment statutes; 12 states and the District of Columbia do not. Between 1976 and 2006, there were 1227 executions of criminals in the United States, an average of approximately 41 people per year. There were 53 people executed in 2006, all of them men. The executions took place in 14 states—24 in Texas, 5 in Ohio, 4 in Florida, Oklahoma, North Carolina, and Virginia, and 1 each in Indiana, Alabama, Mississippi, South Carolina, Tennessee, California, Montana, and Nevada. All but one died by lethal injection. The number of prisoners on death row at the end of 2005 was 3254. That is the fifth consecutive year that the number has fallen.<sup>41</sup>

There have been, however, some interesting developments in the application of capital punishment in the United States. The peak year for executions since the reinstatement of the death penalty in 1976 was 1999, when there were 98 executions. Interestingly, only four states—Texas, California, Florida, and North Carolina—account for half of the additions to death row in recent years. And only two states—Oklahoma and Texas—account for half of the executions in recent years. All executions that have taken place since early 2001 in the United States have been by lethal injection. Since 1999 the number of additions to death row in all the states has been decreasing. Indeed, in 2002 for the first time in a generation the number of prison inmates on death row dropped. These figures may indicate an important trend in American opinion. Although public support for the death penalty is still strong (at 65 percent of those surveyed in 2006), that support is down from 75 percent in the mid-1980s. And between 40 and 50 percent of Americans believe that the death penalty is not administered fairly. Only 30 percent of Americans today believe that the death penalty deters homicide, down from 60 percent in 1985.

One reason for this declining support is the dramatic revelations in the mid- and late 1990s of the men on death row who were actually innocent. Since 1976 there have been a total of 304 condemned inmates who have been exonerated. In the late 1990s alone the State of Illinois released 13 people who had been wrongfully convicted of murders they did not commit and sentenced to death.<sup>42</sup> In early January, 2003, outgoing Illinois Governor George Ryan pardoned an additional four Illinois inmates on death row whom he found to have been wrongfully convicted. On the last day of his administration Governor Ryan converted the death sentences of all 163 men and 4 women on Illinois' death row into life sentences.<sup>43</sup>

<sup>40</sup> *Profitt v. Florida*, 428 U.S. 242 (1976); *Jurek v. Texas*, 428 U.S. 252 (1976); and *Gregg v. Georgia*, 428 U.S. 153 (1976).

<sup>41</sup> Forty-three percent of those on death row are African American. Approximately 1.5 percent are women. About 2 percent were 17 years old or younger.

<sup>42</sup> These exonerations were the result of heroic work by journalism students at Northwestern University and the work of Larry Marshall and his co-workers at the Center on Wrongful Convictions at the Northwestern University School of Law.

<sup>43</sup> See Samuel R. Gross, Kristen Jacoby, Daniel J. Matheson, Nicholas Montgomery, & Sujata Patil, *Exonerations in the United States, 1989 Through 2003*, 95 J. CRIM. L. & CRIMINAL. 523 (2005) and Andrew Gelman, James S. Liebman, Valerie West, & Alexander Kiss, *A Broken System: The Persistent Pattern of Reversals of Death Sentences in the United States*, 1 J. EMP. LEGAL STUD. 209 (2004).



The literature on the economics of capital punishment focuses on the empirical question of whether executions deter murders. The debate has centered on statistical issues, such as the specification of the model to be estimated or the adequacy of the data. In this section we review this literature and draw some tentative conclusions about the deterrent effect of capital punishment.

**WEB NOTE 12.7**

The dramatic findings of the conviction of innocent people have caused several states, including Illinois, to re-think the procedures by which courts impose the death penalty. To learn more about the new procedures and find additional information and links to articles about wrongful convictions, see our website. See also SCOTT TUROW, *THE ULTIMATE PUNISHMENT: A LAWYER'S REFLECTIONS ON DEALING WITH THE DEATH PENALTY* (2003).

### A. The Deterrent Effect of Capital Punishment

The sociologist Thorsten Sellin made the first major study of the deterrent effect of the death penalty.<sup>44</sup> Sellin used four tests to detect a deterrent effect. First, he compared the homicide rates for adjacent states that did and did not have the



#### PROBABILISTIC PUNISHMENTS: GOOD ECONOMICS, BAD LAW

Most people dislike taking chances with very large stakes, such as their lives. The classical Chinese legal system took advantage of this fact to deter criminals cheaply and effectively.<sup>45</sup> A large number of crimes were punishable by death in imperial China, in principle. In reality, few criminals from noble families were executed, but many were threatened with execution. Criminals convicted of capital offenses had to pass through a series of rituals that resulted in random executions. In the last ritual, the names of everyone convicted of a capital offense were written on a scroll that was presented to the Emperor annually. The Emperor took a red brush and stroked it across the scroll. Anyone whose name was touched by red ink, which was a fraction of the names on the scroll, was executed. Anyone passing safely through this ritual several times was set free. The main advantage of this

<sup>45</sup>MARTIN SHAPIRO, *COURTS: A COMPARATIVE AND POLITICAL ANALYSIS*, pp. 157–193 (1981). See also NEIL DUXBURY, *RANDOM JUSTICE: ON LOTTERIES AND LEGAL DECISION-MAKING* (2002).

<sup>44</sup>THORSTEN SELLIN, *CAPITAL PUNISHMENT* (1967), pp. 135–160. See also T. SELLIN, *THE PENALTY OF DEATH* (1980).



system was that many people could be deterred from committing serious crimes without actually executing very many people, and without significant cost to the state. Risk is cheap, effective punishment.

Public opinion, however, has turned decisively against random punishments, as dramatically illustrated by an infamous New York case. After a criminal was convicted of a felony, the judge explained that he would flip a coin to determine whether the young man would be set free or sentenced to prison. These facts found their way into the newspapers, producing an uproar, and the judge was eventually removed from the bench for misconduct and barred from serving as a New York judge again.<sup>46</sup>

**QUESTION 12.11:** *What are the main sources of randomness in the contemporary criminal justice system?*

**QUESTION 12.12:** *Do you think that this randomness discourages or encourages crime?*

<sup>46</sup>W. G. Blair, (Feb. 2, 1982). *Flip of Coin Decides Jail Term in a Manhattan Criminal Case*, NEW YORK TIMES; K. R. Shipp (April 7, 1983). *Ex-Jurist Who Made Coin-Toss Decision Is Barred from Being New York Judge Again*, NEW YORK TIMES.

death penalty. He discerned no difference in homicide rates among these adjacent states and, therefore, inferred that the death penalty had no deterrent effect. Second, Sellin compared homicide rates within the same state before and after the abolition or restoration of the death penalty. He found no significant difference in those rates depending on the legal status of the death penalty. Third, Sellin looked at homicide rates within cities where executions had taken place and had been well publicized. There was no difference in the rates just before and just after executions. Lastly, he examined death rates for police officers in states that did and did not have the death penalty for murdering a police officer. The rate at which officers were killed was the same, regardless of whether that state executed the murderers of police officers.<sup>47</sup> Sellin's overall conclusion from these four tests was that the death penalty does not deter homicides.

Critics found three serious flaws in Sellin's study. First, he did not adequately hold "all other things equal." For example, we know that there are more murders in urban areas; thus, Sellin should have taken account of differences in the degree of urbanization in the states he compared. Additionally, young males commit far more homicides than any other group in society; thus, he should also have taken account of differences in the age distribution among states. Second, there is an ambiguity in Sellin's definition of homicide. The data that Sellin used—and that most investigators have used, for that matter—did not distinguish between those homicides, like first-degree or premeditated murder, for which capital punishment was a sanction, and other homicides, like second-degree murder or non-negligent

<sup>47</sup>Some people assert that in the absence of the death penalty, hardened criminals have nothing to lose from killing prison guards or other inmates, and, therefore, will commit more of those murders.



manslaughter, for which it was not an available sanction. Thus, the greater the extent to which the proportion of these two broad classes of homicides differed among states or over time within the same state, the less reliable are Sellin's conclusions. Third, Sellin did not adequately control for the consistency with which the jurisdiction actually executed criminals. He correlated the number of homicides with the presence of a capital punishment statute in the jurisdiction. Many states held out the possibility of capital punishment but, in fact, never used it. For example, Massachusetts had a death penalty statute into the late 1960s, but no criminal had been executed in that state since 1947. In 1965, the year in which Sellin's study appeared, there were only seven executions in all jurisdictions, even though almost all states still had capital punishment statutes.

Given these serious flaws in Sellin's research, the deterrence connection between the death penalty and homicide required further and more careful consideration.<sup>48</sup> The most famous study of the deterrent effect of capital punishment was by Isaac Ehrlich, an economist.<sup>49</sup> Ehrlich assumed that the potential murderer balances the expected punishment against the expected benefit. Ehrlich allowed certain economic and social variables to measure the benefit of homicide to the killer. He included data on the unemployment rate, the labor-force participation rate, the level of wealth, the age composition of the population, and the racial composition of the population.<sup>50</sup>

Ehrlich took the criminal's expected costs of homicide to depend on three variables: the probability of being arrested for the crime (measured by the total number of arrests for homicide divided by the total number of reported homicides); the probability of being convicted of homicide (measured by the total number of convictions for homicide divided by the total number of arrests for homicide); and the probability of execution if convicted (measured by the total number of executions divided by the total number of convictions for homicide). Ehrlich predicted an inverse relationship between each of these three probabilities and homicide rates.

<sup>48</sup>In a study similar to Sellin's in methodology, Professor Hans Zeisel sought to determine the effects of the moratorium on executions that occurred between 1968 and 1976. His prediction was that, if there was a deterrent effect of capital punishment, there should have been a larger increase in homicides in those states that had most recently abolished the death penalty than in those states, like Massachusetts, that hadn't had any executions for a much longer time. He found no perceptible increase and concluded that the death penalty did not deter murder. Hans Zeisel, *The Deterrent Effect of Capital Punishment: Facts v. Faith*, THE SUPREME COURT REVIEW 317 (1967). The same criticisms that were made of Sellin's work can be made of Zeisel's study. For example, it is not at all clear that 1968 really represents an important breaking point. As noted above, executions had fallen to a very low level as early as 1960.

<sup>49</sup>Isaac Ehrlich, *The Deterrent Effect of Capital Punishment: A Question of Life and Death*, 65 AM. ECON. REV. 397 (1975). See also Ehrlich, *Capital Punishment and Deterrence: Some Further Thoughts and Additional Evidence*, 85 J. POL. ECON. 741 (1977).

<sup>50</sup>He justified inclusion of the race variable on the ground that legitimate employment opportunities for blacks, especially for young male blacks, are limited. Thus, there may be a greater tendency for blacks to commit property crimes and, because of the correlation between those crimes and homicide, to commit murder.



Using time-series data for the United States for the period 1933–1969, Ehrlich concluded that the homicide rate was negatively and significantly correlated with each of the three deterrence measures. Ehrlich's model also predicted that the strongest deterrent effect on homicides would arise from an increase in the probability of arrest; the next strongest, from an increase in the probability of conviction; and the next strongest, from an increase in the probability of execution. The data confirmed his predictions about the relative strength of each of these variables. The most dramatic of his conclusions was that one additional execution per year resulted in seven or eight fewer homicides per year.<sup>51</sup>

Critics found two statistical shortcomings in the Ehrlich study. First, in Ehrlich's model of behavior, homicide rates could be a linear function of the independent variables, a multiplicative function, a logarithmic function, or some other form. Ehrlich offered no persuasive reason for the particular functional form in which he estimated his regression, yet changing the functional form changed his results.<sup>52</sup>

Second, Ehrlich's results are much too sensitive to the time period over which the estimations were made. Recall that Ehrlich's original study covered the period 1933–1969. In the last 7 years of that period, the number of executions dropped precipitously, from 47 in 1962 to 2 in 1967 and to 0 in 1968 and 1969. During those same 7 years, crime rates escalated sharply. These facts commend excluding the period 1962–1969 from the data used in the regression. John Taylor and Peter Passell redid Ehrlich's study, excluding the period 1962–1969, and found that the statistical significance of the deterrent relationship between the number of executions and the number of homicides disappeared.<sup>53</sup>

In addition to these statistical problems, the critics identified a subtle theoretical problem. Ehrlich found that the number of homicides was an inverse function of the probability of being convicted for murder, which implies that the greater the conviction rate for homicide, the lower the number of murders. Suppose that juries know that if they convict a defendant of homicide, the chances of execution are extremely high. They may be reluctant to convict for first-degree murder. If so,

<sup>51</sup> The Department of Justice cited this particular result in its argument before the Supreme Court in *Gregg v. Georgia* in favor of the death penalty. Kenneth Wolpin did a study similar to Ehrlich's for England and Wales for the period 1929–1968 and concluded that an additional execution would have led to four fewer homicides. Wolpin, *Capital Punishment and Homicide: The English Experience*, 68 AM. ECON. REV. 422 (1978). An additional finding of the Ehrlich study—a finding frequently overlooked in the debate on the deterrent effect of capital punishment—is that the deterrent effect of an improvement in labor-market conditions is stronger than that of any of the criminal-justice-system variables.

<sup>52</sup> John Taylor, *Econometric Models of Criminal Behavior*, in ECONOMIC MODELS OF CRIMINAL BEHAVIOR (J. M. Heineke, ed. 1978).

<sup>53</sup> Passell & Taylor, *The Deterrent Effect of Capital Punishment: Another View*, 57 AM. ECON. REV. 445 (1977). In response to these criticisms, Ehrlich did a cross-sectional study of the deterrent effect of capital punishment on homicide for various states between 1940 and 1960. Ehrlich, *Capital Punishment and Deterrence: Some Further Thoughts and Additional Evidence*, 85 J. POL. ECON. 741 (1977). Again Ehrlich found a deterrent effect on homicide from increases in the probability of execution. This later study is not subject to the same criticisms that were made of the earlier work, but other objections have been raised to Ehrlich's use of cross-sectional data.



then the following paradoxical behavior may result: greater use of execution as the punishment for certain homicides might lead to *fewer* convictions. This would reduce the deterrent effect of both capital punishment and of convictions on subsequent murderers.

There is evidence that precisely this sort of relationship occurred in Great Britain. Before the abolition of the death penalty in 1965, British judges had less discretion to avoid sentencing defendants guilty of first-degree homicide to execution than did juries and judges in the United States. Offenders who were found insane could not be executed. Before 1965 the percentage of murderers in Great Britain who were found to be insane was much larger than it was in the United States. Not surprisingly, the number of murderers in Great Britain found to be insane fell dramatically after 1965 when the death penalty was abolished. There was no sudden and dramatic improvement in the mental health of the British criminal class. Rather, British judges before 1965 were reluctant to sentence convicted murderers to death.

Professor Richard Lempert, using this insight into the connection between conviction and the reluctance to execute, reestimated Ehrlich's model and found that an increase in the use of the death penalty would have lowered the probability of a murderer's being convicted by 17 percent.<sup>54</sup>

After a lull in studies of the deterrent effect of capital punishment in the mid- and late 1980s and much of the 1990s, there has been a spate of new studies in the early part of this century. Why? Partly because there has been a wealth of additional experience and, therefore, data with which to perform econometric tests. Partly, too, because of the very different experiences of the various states with the death penalty over the last 20 or so years—differences noted earlier in this chapter. For example, some of the states, such as Illinois, have had moratoria on executions, which could, in theory, lead to an increase in homicides if there is, in fact, a deterrent effect of capital punishment. Yet another reason for the new studies is the development of new, more powerful empirical techniques.

Some of the new studies have found a significant effect while others have found no significant deterrent effect of capital punishment. For instance, Lawrence Katz, Steven D. Levitt, and Ellen Shustorovich found no evidence of a deterrence effect of capital punishment. Indeed, they expect that none is likely to be found for the simple reason that there is very little fluctuation in the annual number of executions while the annual number of homicides varies widely.<sup>55</sup> By contrast, Dezhbakhsh and Shepherd, in an analysis of time-series data from 1960 to 2000, found a statistically significant negative causal relationship between capital punishment and the homicide rate. Indeed, the deterrent effect they found was

<sup>54</sup> Richard Lempert, *Desert and Deterrence: An Assessment of the Moral Bases of the Case for Capital Punishment*, 79 MICH. L. REV. 1177 (1981). Wolpin's work, mentioned above, also noted that, in order for his conclusions about the deterrent effect of the death penalty in England to hold, a change in the probability of execution of convicted murderers must not cause a change in the probability of conviction for murder.

<sup>55</sup> Lawrence Katz, Steven Levitt, & Ellen Shustorovich, *Prison Conditions, Deterrence, and Capital Punishment*, 5 AM. LAW & ECON. REV. 213 (2003).



very large—150 fewer homicides as a result of each execution.<sup>56</sup> Earlier, using a different data set, Dezhbakhsh, Rubin, and Shepherd also discovered a deterrent effect, with each execution deterring 18 subsequent homicides.<sup>57</sup> Finally, Mocan and Gittings, using monthly, county-level panel data spanning the period 1977–1997, found that taking commutations, executions, and crime rates into account, each execution deterred five subsequent homicides and each commutation caused five subsequent homicides.<sup>58</sup>

The number, sophistication, and strength of the studies that have found the presence of a deterrent effect of capital punishment have had an important impact on the debate. For example, two prominent legal scholars, Cass Sunstein and Adrian Vermeule, argued that the new findings of significant deterrent effects must have an impact on how one views the death penalty. Specifically, they argued that if executions deter homicides as strongly as the three studies mentioned suggest that they do, then failing to impose capital punishment costs innocent lives—the predictable victims, ranging in numbers from 5 to 18 to 150 per execution not carried out.<sup>59</sup>

That reaction prompted John Donohue and Justin Wolfers to do a comprehensive survey of the new literature on the deterrent effect of the death penalty.<sup>60</sup> After summarizing and critiquing the three studies we reported above, they draw attention to two pieces of anecdotal but telling evidence suggesting that there is no causal relationship between executions and the homicide rate. The first has to do with a comparison of the Canadian and United States homicide rates. The Canadian rate is about one-third that of the United States but it has fluctuated up and down over the last 50 years in uncanny imitation of the fluctuations in the U.S. homicide rate. And yet Canada has had no executions since 1962.

The second has to do with a comparison of homicide rates in those states that have the death penalty and those that do not. “There are six states that have not had the death penalty on the books at any point in our 1960 to 2000 sample. ... Again the most striking finding is that the close co-movement of homicide rates in these two groups of states.”<sup>61</sup>

Donohue and Wolfers conclude that the new studies do not make a compelling case for the deterrent effect of the death penalty.

<sup>56</sup> Hashem Dezhbakhsh & Joanna M. Shepherd, *The Deterrent Effect of Capital Punishment: Evidence from a ‘Judicial Experiment’*, 44 *ECON. INQ.* 512 (2006).

<sup>57</sup> Hashem Dezhbakhsh, Paul H. Rubin, & Joanna M. Shepherd, *Does Capital Punishment Have a Deterrent Effect?: New Evidence from Postmoratorium Panel Data*, 5 *AM. LAW & ECON. REV.* 344 (2003).

<sup>58</sup> H. Naci Mocan & R. Kaj Gittings, *Getting Off Death Row: Commuted Sentences and the Deterrent Effect of Capital Punishment*, 46 *J. LAW & ECON.* 453 (2003).

<sup>59</sup> Sunstein & Vermeule, *Is Capital Punishment Required?: Acts, Omissions, and Life-Life Tradeoffs*, 58 *STAN. L. REV.* 703 (2005).

<sup>60</sup> John J. Donohue III & Justin Wolfers, *Uses and Abuses of Empirical Evidence in the Death Penalty Debate*, 58 *STAN. L. REV.* 791 (2005). Note that this article appeared in the same issue of the *Stanford Law Review* as did Sunstein and Vermeule’s article.

<sup>61</sup> *Id.* at 800-01. Donohue and Wolfers refer to these events as “Supreme Court-mandated natural experiments.”



## B. The Social Costs of Capital Punishment

Although the deterrent effect of capital punishment—the social benefit of the death penalty—remains an open question, the high administrative *costs* of capital punishment are not in doubt. Jury selection is more painstaking, because state statutes usually allow both the prosecution and the defense to challenge more jurors. A recent study of California capital cases found that jury selection in capital cases averaged 13 days, while jury selection in noncapital cases averaged 3 days.

Once the jury is selected, the trial itself is much more expensive in a capital case than in a noncapital case. Both the prosecution and the defense put on more complicated and thorough cases. One recent estimate suggests that a capital case costs the prosecution an average of \$2 million. In addition, Katherine Baicker of UCLA and the Council of Economic Advisors finds that “even a single capital trial [causes] counties to raise taxes, on average, by 1.6 percent and to decrease spending on things like highways and the police.”<sup>62</sup> Moreover, the capital trial is typically divided into two trials: one to determine guilt, the other to assess the penalty. The safeguards that have been put in place in the penalty phase of the trial are so elaborate that it is not unusual for that phase to be nearly as long as the trial on the determination of guilt.

Finally, the post-conviction legal proceedings in death cases have become elaborate and expensive. Most states require automatic review of all capital cases by the state’s highest court. Not only is this review directly expensive to the prosecution and the defense, it also diverts the scarce judicial resources of the state court of last resort from other pressing business. And, of course, the recent discoveries of wrongful convictions in capital cases have made both trials and post-conviction appeals more expensive (no doubt, correctly so) than ever.

Even excluding the appeals process, the costs of the death penalty to the state are high. Imprisonment on death row is twice as expensive as imprisonment among the normal prison population. Death-row inmates require more elaborate security and supervision. They cannot be employed in the usual prison enterprises, and consequently, they make little contribution to the revenues of the prison. Because of extreme stress, the inmates’ medical and psychiatric costs are high on death row.

## C. Conclusion on Deterrence and Capital Punishment

The statistical evidence does not support the firm conviction that executions deter homicides. Perhaps we will not ever obtain compelling statistical conclusions.<sup>63</sup> Separating the effect of executions from other variables requires good data on a large number of cases, data that may be very difficult to collect. Moreover, states restrict executions to such a small group of killers that statisticians have

<sup>62</sup> Katherine Baicker, “The Budgetary Repercussions of Capital Convictions” (NBER Working Paper 8382, June, 2001).

<sup>63</sup> See Edward Leamer, *Let’s Take the “Con” Out of Econometrics*, 73 AM. ECON. REV. 31 (1983). Professor Leamer uses an econometric study of the deterrent effect of capital punishment to demonstrate the impact of the investigator’s prior beliefs on his conclusions. Id. pp. 40–43.



little data to analyze. And finally, the recent discovery of the large number of cases in which the death penalty was wrongfully imposed on innocent men has been extremely disturbing.

**QUESTION 12.13:** Opponents and proponents of capital punishment deny that their beliefs depend on the presence or absence of deterrence effects,<sup>64</sup> yet Ehrlich's study provoked intense debate and outrage. What do these facts say about the contribution of econometrics to criminal law?

**QUESTION 12.14:** In the 18<sup>th</sup> century, prisoners were not only executed, they were also whipped, branded, and mutilated. Can you think of any economic reasons why many modern states have eliminated these punishments, retaining only fines, imprisonment, and probation?



### RACIAL DISCRIMINATION AND THE DEATH PENALTY

Does the defendant's race significantly influence the probability of capital punishment? A study by Wolfgang and Amsterdam of 3000 rape convictions in 11 southern states between 1945 and 1965 showed that the execution of African Americans convicted of rape was relatively rare (13 percent). However, the study found that blacks were seven times more likely to be executed than whites convicted of the same crime, and a black man who had raped a white woman was 18 times more likely to be executed than when the victim and injurer were any other combination of race. These facts are consistent with the traditional hostility of some southern whites to sexual relations between black men and white women. A similar comparison of black and white executions for the same crimes in the North yielded much less evidence of race differences.

A different conclusion was reached for murder. For the period 1930–1967, the murder of a black person by another black person was slightly less likely to result in the murderer's execution than the murder of a white person by another white person. For the period 1967–1978, the statistics showed clearly that blacks were less likely to be sentenced to death for murder than were whites.

Behind such statistics lies a simple fact: the overrepresentation of blacks among criminals who commit capital crimes guarantees that capital punishment will result in the execution of blacks in greater proportion than their numbers in the general population. This fact alone will open capital punishment to the charge of racism in future political debates.<sup>65</sup> Nonetheless, the proportion of blacks sentenced to death raises worrisome concerns of implicit or explicit racial bias.

<sup>65</sup>See Stanley Rothman & Stephen Powers, *Execution by Quota?*, 116 PUB. INTEREST 3 (1994). See also John Blume, Theodore Eisenberg, & Martin T. Wells, *Explaining Death Row's Population and Racial Composition*, 1 J. EMP. LEGAL STUD. 165 (2004).

<sup>64</sup>For example, 90 percent of those in favor say that they are in favor of that sanction even if it could be shown to them conclusively that there is no deterrent effect. Vidmar & Ellsworth, *Public Opinion and the Death Penalty*, 26 STAN. L. REV. 1245 (1974).



## V. THE ECONOMICS OF ADDICTIVE DRUGS AND CRIME

One of the popular explanations for increased crime is increased drug abuse. The use of such addictive drugs as heroin, crack cocaine, and PCP contributes to crime in three ways. First, some drug addicts need to commit crimes to generate incomes. Their habit is so debilitating that they cannot work at legitimate jobs, or they cannot earn enough working at legitimate jobs to pay for drugs. Second, drugs, like alcohol, may cause people to commit crimes by undermining their inhibitions and increasing the volatility of their moods. About 70 percent of those arrested in all large U.S. cities for robbery, weapons offenses, and larceny test positive for heroin, cocaine, or PCP. Third, drug dealing can be a lucrative business, and, therefore, a business worth protecting against competition. Drug dealers commit violent crimes against their competitors.

Drug use contributes significantly to crime, so reducing the social costs of crime involves reducing the use of addictive drugs. We have already seen that a very high percentage of the more than 2 million persons in U.S. jails and prisons are there for drug offenses.

### A. Punishing Drug Sales

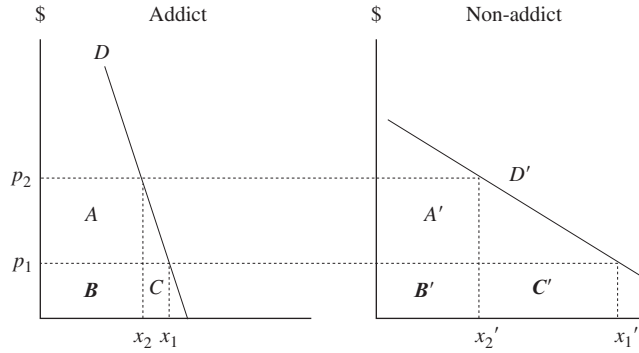
Current policy in the United States seeks to break the connection between the use of addictive drugs and crime by curtailing the supply of drugs and by reducing the demand for them. One means of reducing the supply and lessening the use of illegal drugs is to increase the expected punishment for selling or using them. Some suppliers will leave the business of supplying drugs in favor of legitimate, less risky activities. At the same time, the higher market price caused by the restriction in supply may cause consumers to purchase fewer drugs.

Some economists have argued that this policy is incorrect because its factual premises are incorrect. Critics argue that addiction makes the demand for the drugs inelastic. Therefore, a restriction in supply and the resulting increase in the market price of the illegal drug will not cause the addict to reduce his consumption significantly. Instead, it will cause him to increase the amount of crime he commits to produce the greater revenue required to support his habit.

Figure 12.1 depicts this argument. The figure is divided into two panels representing two kinds of drug users. The left panel indicates demand for drugs by addicts, denoted  $D$ . The right panel indicates demand for drugs by non-addicts, denoted  $D'$ . By “non-addicts” we mean occasional users who are not physically dependent on drugs. Figure 12.1 shows the consequences of a successful campaign to interdict drugs and punish the suppliers and users. Before the campaign, the price of drugs is  $p_1$ , which results in drug use by addicts and non-addicts denoted  $x_1$  and  $x'_1$ , respectively. After the campaign against drugs, the price rises to  $p_2$ . The price includes the purchase price and also the monetary equivalent of the risk of punishment caused by purchasing illegal drugs. At price  $p_2$ , addicts use drugs in the amount  $x_2$ . The fact that  $x_2$  is *not* much less than  $x_1$  indicates that demand by addicts is inelastic. At price  $p_2$ , non-addicts use drugs in the amount  $x'_2$ . The fact



**FIGURE 12.1**  
**Drug markets and price.**



that  $x_2'$  is *much* less than  $x_1'$  indicates that demand by addicts is elastic. Raising the price of drugs from  $p_1$  to  $p_2$  has little effect on drug use by addicts and a large effect on non-addicts.

Now consider the effects of the increase in price on expenditures on drugs. Addicts purchase  $x_1$  drugs at the low price  $p_1$ , which results in total expenditures of  $p_1 \times x_1$ , as indicated by areas  $B + C$  in Figure 12.1. After the campaign against drugs, addicts purchase  $x_2$  drugs at the higher price  $p_2$ , which results in total expenditures of  $p_2 \times x_2$  as indicated by the areas  $A + B$  in Figure 12.1. The campaign thus causes a large increase in expenditures on drugs by addicts, specifically an increase of  $A - C$ . Total expenditures go up because addicts continue buying almost the same quantity of drugs and paying a much higher price. Consequently, addicts will need a lot more money to buy drugs, and much of that money may come from property crimes. Thus, public policies that raise the cost of drugs to addicts may cause more crime rather than less. (The campaign against drugs, which raises prices, also causes total expenditures by non-addicts to go *down* by  $A' - C'$ .)

This analysis exposes a dilemma: public policies that raise the price of drugs have the good effect of reducing their use by non-addicts. Less use by non-addicts presumably implies fewer crimes committed by them, and also fewer non-addicts becoming addicts. However, public policies that raise the price of drugs have the bad effect of substantially increasing expenditures on drugs by addicts. More expenditure on drugs by addicts implies more crimes committed by them in order to get more money for drugs.

The obvious response to these facts is to try to get the best of both worlds by raising the price to non-addicts and not raising the price to addicts. In other words, the obvious response is a drug policy that discriminates in drug prices between



addicts and non-addicts. Successful price discrimination causes the addicts in Figure 12.1 to face the low price  $p_1$  and the non-addicts to face the high price  $p_2$ . As implemented in the United Kingdom and elsewhere, addicts can submit to medical examination and register their addictions. After registration, they can buy cheap drugs legally by prescription, much as people obtain medicinal drugs by prescription from a doctor. Consequently, addicts obtain a safe supply of drugs sufficient to maintain their habits. However, non-addicts (or unregistered addicts) cannot obtain drugs legally from pharmacies; instead they must purchase drugs illegally at much higher prices.

We have discussed a system of prescription sales for addictive drugs that creates price discrimination between addicts and non-addicts. Note that price discrimination in this system goes in the opposite direction from price discrimination practiced by profit-maximizing companies. The prescriptions system aims to lower the price of addictive drugs to consumers with inelastic demand (addicts), whereas profit-maximizing companies aim to raise the price of their products to consumers with inelastic demand.

## B. Suppressing and Interdicting

In the preceding section, we criticized policies attempting to increase the expected punishment of the sellers of illegal drugs. Now we consider the failure of policies aimed at suppressing drug production and interdicting the importation of drugs.

First, consider attempts to limit the production of illegal drugs abroad. In the 1970s the U.S. government tried to eradicate opium production in Turkey, then the source of most of the raw opium that ultimately became heroin for the U.S. market. The program was moderately successful in Turkey, but Mexico began to grow opium and quickly became the supplier of 80 percent of the U.S. market. The U.S. government next began an eradication program in Mexico, but production simply moved elsewhere. The odds against the success of these programs are overwhelming. U.S. citizens demand approximately six tons of heroin per year. To make that much heroin requires about sixty tons of opium, which equals 2 to 3 percent of the total illicit production of opium in the world each year. The world market for opium and heroin is too large, and production is too flexible, for the United States to suppress.

Similarly, the attempt to restrict the import of illegal drugs has failed.<sup>66</sup> Small amounts of illegal drugs are so valuable that tens of thousands of dollars worth can be easily concealed in personal luggage on commercial airlines. The authorities cannot effectively monitor the millions of individuals who arrive in this country on commercial airlines. When one route is blocked, suppliers easily shift to alternative routes. Also, drug suppliers smuggle by boat into remote harbors or by airplane onto private rural airstrips.

<sup>66</sup> See Peter Reuter, *Can the Borders Be Sealed?*, 82 PUB. INTEREST 36 (1988). See also Jonathan P. Caulkins, Peter Reuter, Martin Y. Iguchi, & James Chiesa, "How Goes the 'War on Drugs'?", RAND, Drug Policy Research Center, 2005.



### C. Legalization

These dubious policies against drugs are very expensive. During the 1980s federal expenditures on drug enforcement tripled, from about \$1 billion per year to more than \$3 billion per year and then rose in the early 1990s to \$6.7 billion per year. State governmental expenditures are even greater. The best available estimate is that by the mid-1990s all levels of government in the United States were spending more than \$15 billion per year to eradicate illegal drugs.

While there is a strong economic case for the legalization of drugs, there is a wide spectrum of legalization policies from which to choose. At one end is legalization with almost no governmental control. At the other end is criminalization with total government control over the production and sale of drugs. In between is regulation with many possibilities—such as licensing of production and consumption, prohibition of sale to minors, regulations on the time-manner-and-place of consumption and sale, more extensive programs to help addicts, and increasing education on the dangers of drug abuse.<sup>67</sup>

A comparison of drugs and alcohol suggests an alternative to the current failed policies. In the United States, alcohol is the direct cause of 80,000 to 100,000 deaths per year and a contributing factor in another 100,000 deaths. More than one-third of all serious crimes resulting in state prison sentences involve the abuse of alcohol. There are in the United States an estimated 20 million alcoholics or alcohol abusers. The annual social cost of alcohol abuse to the United States is estimated to be over \$100 billion per year. Tobacco has similar social costs. Approximately 320,000 people die each year from consuming tobacco. By comparison, in 1985 only 3562 people died from the use of all illegal drugs. All of the social costs of illegal drugs are only a fraction of the social costs imposed by alcohol and tobacco.

In spite of the harm caused by alcohol, the American experiment with criminalizing its use in the 1920s failed. To illustrate, during the era of “prohibition” the murder rate soared to levels comparable to today. Then the murder rate plummeted when alcohol was de-criminalized and regulated by the state, largely because the “alcohol wars” ceased. While alcohol causes crime, it seems that its prohibition caused even more crime.

Perhaps the same is true of drugs today. The murder rate might be even lower today if drugs were de-criminalized and regulated by the state, bringing an end to the “drug wars.” Repealing many of the current laws might lead to a moderate increase in drug abuse, but moderately more abuse in an environment of drug regulation is probably preferable to the current level of abuse in a criminal environment.<sup>68</sup>

<sup>67</sup> For an illuminating discussion of the many varieties of legalization, see Mark Kleiman & Aaron Sager, *Drug Legalization: The Importance of Asking the Right Question*, 18 HOFSTRA L. REV. 527 (1990).

<sup>68</sup> For an argument that decriminalization would not lead to increased drug addiction, see Ethan Nadelman, *The Case for Legalization*, 82 PUB. INTEREST 3 (1988). For a more recent argument in favor of decriminalization, see Andrew D. Leipold, *The War on Drugs and the Puzzle of Deterrence*, 6 J. GENDER, RACE, JUST. 111 (2002).



In a recent study, Gary Becker, Kevin Murphy, and Michael Grossman explored some of the economic consequence of legalizing drugs.<sup>69</sup> They conclude that “a monetary tax on a legal good could cause a greater reduction in output and increase in price than would optimal enforcement, even recognizing that producers may want to go underground to try to avoid a monetary tax.”

**QUESTION 12.15:** During the “war on drugs” in the United States, the street price of most illegal drugs has remained stable or falling. What does this fact indicate about who is winning the “war”?

**QUESTION 12.16:** Use economics to compare three ways to reduce the *demand* for heroin: (i) the substitution of another, less dangerous, and less debilitating drug, such as methadone for heroin, to registered addicts; (ii) the free availability of the illegal substance to registered addicts; and (iii) a legal proscription on use, which is the current policy.

**QUESTION 12.17:** If violent criminals were tested immediately after arrest, do you think that more of them would test positive for the recent consumption of drugs or a hamburger? What, then, is the significance of the high rate of drug use among criminals?

## VI. THE ECONOMICS OF HANDGUN CONTROL

The United States has long had higher rates of violent crime than Western European nations. The United States also has higher rates of gun ownership, especially handguns, than most (but not all) European nations. In this section we explore whether widespread gun ownership causes crime, or whether crime causes widespread gun ownership. Criminals obtain guns to make crime easier and apprehension more difficult; so, guns tend to create crime. The potential victims of crime obtain guns to make their victimization harder and more risky for criminals; so, guns tend to reduce crime. We consider evidence on the relative strength of these two effects.

<sup>69</sup> Becker, Murphy, & Grossman, *The Economic Theory of Illegal Goods: The Case of Drugs*, 114 J. POL. ECON. 38 (2006). Their investigation includes a broader consideration of *all* illegal goods, those for which “the social value [] is less than its private value.” Their general conclusion is that in instances of goods with that characteristic, “it would be most effective to allow the good to be legal, and impose the right monetary tax to account for the discrepancy between private and social values.” If that is the optimal policy, why has it been the case throughout history that societies have dealt with such illegal goods as prostitution, drugs, and gambling through suboptimal policies, such as bans? The authors suggest that “one answer to this discrepancy between actual and optimal policies depends on their different impacts on the consumption of middle class and poorer persons. Higher- and middle-level income families often prefer certain goods to be illegal rather than taxes, while poor persons prefer the opposite. If the poor have much *less* political power, these goods would end up being illegal.”



### A. U.S. Gun Data

The correlation between the number of guns and the amount of crime is high. There are an estimated 200 million firearms in private possession in the United States, of which approximately 67 million are handguns. Approximately one-half of U.S. households contain guns; the average number of guns per household is 4.5. There is an estimate that 100,000 schoolchildren take handguns to school each day.<sup>70</sup> Recall the horrifying episode at Columbine High School near Denver, Colorado, in which two heavily armed young men shot and killed a number of their fellow students and their teachers before committing suicide.

Gun ownership and crime have increased at roughly the same time in the United States. During the 1960s and the 1970s the robbery rate in the United States increased sixfold, and the murder rate doubled. The rate of handgun ownership almost doubled, too. There are approximately 640,000 crimes committed with handguns every year in the United States. There were about 11,000 murders committed in the United States in 1992 with handguns. (In the same year there were 87 murders by handgun in Japan, 22 in Great Britain, and 10 in Australia.) Since 1989, homicides committed by handgun have increased by 59 percent in the United States, while homicides by all other means have fallen by almost 30 percent. Are these correlations causal or coincidental? Does the increased number of firearms cause more crime or less crime? Recall that at the same time that the number of guns in private possession were increasing throughout the 1990s, crime rates of all kinds were falling.

### B. Gun Control

The effort to break the connection between handguns and crime has focused on two general methods of regulation: first, restrictions on the production and possession of handguns; and second, more severe punishment for those who use handguns in the commission of crimes.<sup>71</sup>

Since late in the 19<sup>th</sup> century, when governments passed the first laws regulating guns (specifically, concealed weapons), the first method of regulation has been the one most used by federal, state, and local governments. For example, in the 1930s Congress prohibited the use of the U.S. mail system for the sale of handguns across state lines; required the registration of machine guns, sawed-off shotguns, and silencers (weapons and equipment favored, at that time, by criminals), and the photographing and fingerprinting of registered owners of these weapons; and instituted a \$200 tax to be paid whenever the ownership of these registered weapons was transferred.

The latest federal attempt at limiting the possession of handguns is the Brady Act (passed by Congress in late 1993 and named after James Brady, President

---

<sup>70</sup> See James Q. Wilson, *supra* n. 1.

<sup>71</sup> About 80 percent of U.S. citizens (including about 60 percent of the membership of the National Rifle Association, typically thought to be the principal lobby against handgun regulations) favor more restrictions on the possession of firearms, especially handguns. Only 30 percent support a complete ban.



Reagan's press secretary, who was shot in 1981 during an assassination attempt on the President). The act requires gun buyers to wait 5 business days and undergo a background check before taking possession of the guns they have purchased. Because good record-keeping is vital to this act's success and because most states do not have good records, the act authorizes the federal government to spend up to \$200 million per year to help states improve their record-keeping. The goal is to replace the 5-day waiting period with instant background checks within 5 years.<sup>72</sup>

Regulations like the Brady Act may prevent those people most likely to commit a crime from obtaining handguns legally. More than 20 states, containing half the population of the United States, already have similar waiting periods. The experience in those states is that 1–2 percent of prospective gun buyers are disqualified by the background check. For instance, California's background-check law has prevented about 12,000 people with a criminal record or a history of mental illness or drug abuse from buying handguns in a recent 2-year period. A similar law in Illinois has prevented 2000 from buying handguns there. We have no evidence on how many of these people subsequently purchased handguns illegally.

At the local level, regulations have taken a different tack. It has been illegal to sell handguns in Chicago since April 1982.<sup>73</sup> Recently, some local governments have offered to purchase guns from their residents, no questions asked. In 1992, St. Louis offered to pay \$25 for each handgun turned in. The city collected 7465 guns in the course of 1 month and melted them. Many public schools in large cities have metal detectors; the Clinton administration proposed random sweeps of housing projects to search for guns; and some localities have instituted random roadblocks to check cars for guns.

Besides these restrictions on production and possession, the punishment for violating handgun-possession regulations or for committing a crime with a handgun has increased. Several states have passed legislation that requires more severe and more certain punishment for those who carry a handgun without a permit. For example, the Massachusetts Bartley-Fox law in 1974 imposed a mandatory penalty of 1 year in prison without the possibility of probation, parole, or other diminution of sentence for failure to license a private handgun. Several studies have been conducted to measure the impact of Bartley-Fox, and the reported evidence suggests that the result of the law was, first, a reduction in the casual

<sup>72</sup> The purpose of these checks is to keep handguns out of the hands of convicted felons, fugitives, minors, current and former drug addicts, and those who have been involuntarily committed for mental illness.

<sup>73</sup> Rifles, shotguns, and ammunition are available to those who have an Illinois Firearm Owner's Identification card. This FOID takes up to 1 month to get, and even if a potential gun buyer has one, he or she must go through a waiting period before receiving the gun. Notwithstanding these efforts, there are hundreds of thousands of illegal handguns in Chicago. The reason is that it is extremely difficult for Chicago to seal its borders. Handguns come from the suburbs, where they are not as tightly regulated, or from the neighboring states of Indiana or Wisconsin. This experience suggests that local regulation is likely to be ineffective.



carrying of handguns, and, second, a decline in the proportion of assaults, robberies, and homicides committed with handguns.<sup>74</sup>

Notwithstanding this evidence, the two types of regulation noted do not appear to have had a large effect on crime rates. There are reasons for doubting the major premise of those regulations—namely, that more handguns inevitably lead to more violent crime. If criminals know that honest citizens are less likely to have guns, they may perceive smaller risk from committing crime and may, therefore, commit more of it. But if criminals know that many private citizens have guns, they might be increasingly wary of committing crime. This observation muddies the direction of causation between handguns and crime. The standard argument is that more handguns cause more crime. But perhaps more handguns lead to less crime. If so, then reducing the number of handguns may lead to an increase in the amount of crime.<sup>75</sup>

Both casual and some detailed evidence<sup>76</sup> suggest that increases in handgun ownership have no simple causal connection to violent crime. The casual evidence notes that during the 1980s, the stock of privately owned handguns in the United States increased by more than a million units each year and that many crime rates fell. We have already seen a heightening of this pattern—increased private gun ownership and falling crime rates, including violent crime rates—during the 1990s. Additionally, Canada, Switzerland, New Zealand, and Israel have the same or an even higher number of firearms per civilian household as does the United States, but do not have as much crime. Conversely, Mexico and South Africa have very strict handgun-control laws, and these countries have murder rates more than twice as high as those in the United States. Florida's murder rate has been falling since the state made it easier for citizens to carry concealed weapons. (See Web Note 12.8 at the end of this section.)

Yet another fascinating piece of evidence on this matter is the correlation between private handgun ownership and “hot” burglaries. (A “hot” burglary is one in which there are people at home when the burglary occurs.) If homeowners can legally own handguns, then potential burglars will be less likely, all other things equal, to invade houses in which someone is at home. However, if homeowners cannot legally own handguns, then burglars will not be as reluctant to invade when someone is at home. Thus, one ought to observe fewer “hot” burglaries in jurisdictions that allow homeowners to keep handguns. And, indeed, that is what one finds. The United States, Canada, and Great Britain have roughly equal burglary rates. However, the “hot” burglary rate in the United States (where private handgun ownership is generally allowed) is about 10 percent, and that in Canada and

<sup>74</sup> See WILSON, *THINKING ABOUT CRIME*, pp. 135–136 (rev. ed 1983). This reduction in homicides associated with other felonies occurred even though the total number of these offenses was going up in Boston and in other large cities.

<sup>75</sup> Daniel Polsby, *The False Promise of Gun Control*, *THE ATLANTIC MONTHLY* (March, 1994), p. 57.

<sup>76</sup> Arthur Kellerman et al., *N ENGL. J. MED.* October 7, 1993.



Great Britain (where private handgun ownership generally is not allowed) is about 50 percent.<sup>77</sup>

This issue, like many of the other issues we have studied in the economics of crime and punishment, is complex. Better empirical work is needed before we can reach firm conclusions on the relationship between handguns and crime that could point to definite policy recommendations. The issue is not so much a free market in guns versus banning their possession. Rather, the problem is to find specific regulations that actually succeed in reducing violent crime. For example, small-caliber guns fire bullets that usually wound without killing, whereas large-caliber guns fire bullets that kill. Banning large-caliber pistols in the United States might cause a shift in demand to small-caliber pistols and many fewer deaths.

**QUESTION 12.18:** Use economics to predict the ranking by crime rates of the following situations:

- no private person has a gun (effective prohibition).
- only criminals have guns (ineffective prohibition on criminals).
- everyone has easy access to guns.
- only honest citizens have access to guns.

**QUESTION 12.19:** Is it possible to design and enforce a law so that only honest citizens have access to guns?

**QUESTION 12.20:** Gun control is politically unpopular in neighborhoods with the highest crime rates in the United States. Use economics to explain why.

**QUESTION 12.21:** About 38,000 Americans die of gunshot wounds each year. Fewer than half these deaths are homicides. Accidents and suicides account for 54 percent of firearms deaths. Assume that guns in honest households deter crimes and cause accidental deaths. How would you compare the costs of each?

#### WEB NOTE 12.8



In a recent book, *More Guns, Less Crime*, John R. Lott, Jr., has attempted to show that when a state passes a “concealed carry” law—a law allowing registered gun owners to carry concealed weapons—there is a discernible subsequent decline in crime in that state. Lott argues that criminals are rational and that if they know that either their victims or those nearby the scene of a crime may have concealed handguns and that, therefore, the possibility of serious injury or death to the criminal is high, they are less likely to commit crime. On our website we review Lott’s arguments and survey the critique of his work.

<sup>77</sup> Our thanks to John Lott, Jr., for this evidence. See LOTT, *MORE GUNS, LESS CRIME* (1999), for an extension of this argument.



## VII. EXPLAINING THE DECLINE IN CRIME IN THE UNITED STATES

In the decade 1991–2001 serious crime in the United States declined by roughly 30 percent. What caused the decline? Steven Levitt, an economist, has identified four factors that caused the decline and six factors that some commentators falsely believe to have caused it.<sup>78</sup> This section describes the decline and its causes as identified by Levitt.

Recall that the decline in crime that began in the early 1990s affected both violent and nonviolent crime. Homicide rates fell by 43 percent from 1991 to 2001, reaching their lowest levels since the 1930s. The Federal Bureau of Investigation's (FBI's) indexes of violent and property crimes declined by 34 and 29 percent over the same period. Using data from the *Uniform Crime Reports* and the *National Crime Victimization Surveys*, Levitt summarizes these changes in the accompanying table, which we label Table 12.3.

He further shows that the declines in crime in the 1990s “affected all geographic areas and demographic groups. . . . The greatest percentage improvements in crime occurred within metropolitan statistical areas (MSAs) and especially among large cities with populations over 250,000.”

The six factors that Levitt finds to have had little or no effect on the decline in U.S. crime in the 1990s are these: (1) the strong economy; (2) changing demographics; (3) better policing strategies; (4) gun control laws; (5) laws allowing the carrying of concealed weapons; and (6) the increased use of capital punishment.

**1. The Strong Economy** The period from 1991 to 2001 was the longest period of continuous growth in U.S. history, with real GDP per capita increasing by almost 30 percent and the annual unemployment rate falling to around 4 percent. One might reasonably have predicted that this strong economy contributed to the decline in crime by giving potential criminals better opportunities to earn income legally. However, as we have already seen earlier in this chapter, there is no good empirical evidence to suggest a correlation or causal connection between the ups and downs of the economy and the rate of crime. Levitt suggests that at best a one-percentage-point improvement in the unemployment rate leads to a one-percentage-point decrease in property crime (and no change in violent crime). So, the two-percentage-point decline in the average unemployment rate between 1991 and 2001 could have contributed only to a two-percentage-point decrease in the property crime rate. But in fact the property crime rate fell by 30 percent. Moreover, one should doubt the importance of economy-wide factors in explaining crime because crime increased significantly during the 1960s at the same time that there was vigorous economic growth.

<sup>78</sup> Steven D. Levitt, *Understanding Why Crime Fell in the 1990s: Four Factors that Explain the Decline and Six that Do Not*, 18 J. ECON. PERSP. 163 (2004). We are going to suppress references to particular parts of this article in the remainder of the section. See also Steven D. Levitt & Thomas J. Miles, “Empirical Study of Criminal Punishment,” in A. MITCHELL POLINSKY & STEVEN SHAVELL, EDS., *HANDBOOK OF LAW AND ECONOMICS*, v. 1 (2007).



**Table 12.3**  
**National Trends in Specific Categories of Crime**

<i>CRIME CATEGORY AND DATA SOURCE</i>	<i>PERCENTAGE CHANGE IN CRIME CATEGORY, 1973–1991</i>	<i>PERCENTAGE CHANGE IN CRIME CATEGORY, 1991–2001</i>
<b>Crimes reported to the police from UCR</b>		
Violent crime	+82.9	–33.6
Homicide	+5.4	–42.9
Rape	+73.4	–24.8
Robbery	+50.0	–45.8
Aggravated assault	+118.1	–26.7
Property crime	+38.2	–28.8
Burglary	+3.0	–40.9
Larceny	+56.7	–23.2
Motor vehicle theft	+49.8	–34.6
<b>Criminal victimization from the NCVS</b>		
Violent crime	+1.6	–50.1
Rape	–20.0	–45.0
Robbery	–15.5	–53.3
Aggravated assault	–3.9	–56.9
Simple assault	+10.7	–47.0
Property crime	–32.0	–52.8
Burglary	–41.3	–55.6
Theft	–46.5	–51.6
Motor vehicle theft	+16.2	–58.6

Levitt, Table 2, p. 167.

**2. Changing Demographics** We have already seen a strong causal connection between demography and crime: all other things equal, the greater the proportion of young males in society, the greater the amount of crime. Conversely, the greater the proportion of older people, the lower the crime rate.<sup>79</sup> During the period under consideration, the percentage of 15- to 24- year-olds in the population increased from 13.7 percent to 14.6 percent, not enough to make much of a difference in the amount of crime. There were no other notable demographic changes during the period of declining crime—certainly nothing that could account for the dramatic decreases that occurred.

<sup>79</sup>“In 2001, people over the age of 65 had per capita arrest rates approximately one-fiftieth the level of 15–19 year-olds.” The victimization rates of the elderly are about one-tenth those of teenagers.



**3. Better Policing Strategies** Early in the 1991–2001 period, New York City tried some innovative policing strategies, such as “community policing,” and appointed a new, vigorous police commissioner. Because New York City had the greatest crime decline of any large city, commentators have often pointed to the change in policing strategies and the new commissioner as leading causes of the City’s great success in fighting crime.

Levitt doubts that either of these changes had much to do with the pattern of New York City’s crime rate. First, the decline began before these changes were made. Moreover, there was no discernible acceleration in the trend—indeed, no change at all—at the point at which policing strategies changed or the new police commissioner assumed office. Second, the size of the New York City Police Department increased by 45 percent during the 1990s, a rate three times greater than the national average. As we will see, the increase in the number of police was far more important than the change in policing strategy. And third, most other cities did not institute the policing strategy changes that New York did, and yet they, too, had dramatic reductions in crime.<sup>80</sup>

**4. Gun Control Laws** We have seen that there are more than 200 million firearms in private hands in the United States and that approximately 11,000 of the roughly 16,000 annual murders are by firearm. So, it might be the case that stricter gun control laws reduced crime—particularly homicide. However, Jens Ludwig and Philip Cook reported that those laws—notably the Brady Handgun Violence Prevention Act of 1993—had no statistically discernible effect on homicide trends.<sup>81</sup> Nor is there any other evidence proving that more strict gun control laws, or municipal policies to buy back guns, has had any effect on firearms violence.

**5. Laws Allowing the Carrying of Concealed Weapons** Instead of making gun control laws more strict, some states have loosened restriction on carrying concealed weapons. An empirical paper claims that laws allowing registrants to carry concealed weapons has had dramatic downward effects on crime rates, but Levitt and others believe that this claim is unproved.<sup>82</sup> (See Web Note 12.8.)

**6. Increased Use of Capital Punishment** There were four times as many people executed during the 1990s (478) as had been put to death in the 1980s (117). Levitt is almost certain that there was no effect on serious crime. First, few people on death row have actually been executed (53 executions in 2006 among 3200 death-row

<sup>80</sup> An important fourth factor in New York, a factor that we have already explored, was the fact that New York City had abortion rates in the 1970s that were among the highest in the country. And New York State legalized abortion in 1970, 3 years before the Supreme Court’s decision in *Roe v. Wade*, 410 U.S. 113 (1973).

<sup>81</sup> Jens Ludwig & Philip J. Cook, *Homicide and Suicide Rates Associated with Implementation of the Brady Handgun Violence Prevention Act*, 284 J. AM. MED. ASSOC. 585 (2000).

<sup>82</sup> See John R. Lott, Jr. & David B. Mustard, *Crime, Deterrence, and the Right to Carry Concealed Handguns*, 26 J. LEGAL STUD. 1 (1997). The hypothesis is extended in JOHN R. LOTT, JR., *MORE GUNS, LESS CRIME: UNDERSTAND CRIME AND GUN-CONTROL LAWS* (1998).



inmates—less than 2 percent), and the delays in execution are so long that a “rational criminal should not be deterred by the threat of execution.” In fact, “the likelihood of being executed conditional on committing murder is still less than 1 in 200.” Many of those on death row would have a higher probability of dying violently in their home neighborhoods than dying on death row. Second, suppose that we take a figure from the deterrence literature that suggests that each execution deters six subsequent homicides. Then, “the observed increase in the death penalty from 14 executions in 1991 to 66 in 2001 would eliminate between 300 and 400 homicides, for a reduction of 1.5 percent in the homicide rate, or less than 125<sup>th</sup> of the observed decline in the homicide rate over this time period.”

### C. Four Factors That Explain the Decline in U.S. Crime in the 1990s

The four factors to which Levitt gives credit for the decline in crime are these: (1) increases in the number of police; (2) the rising prison population; (3) the receding crack epidemic; and (4) the legalization of abortion in the early 1970s. We have already devoted an entire section to the argument and evidence regarding abortion’s role in the decline in crime. Here we will summarize the other factors.

**1. Increases in the Number of Police** The number of police can have an important deterring effect on crime. Thomas Marvell and Carlisle Moody estimated in the mid-1990s that the elasticity of crime with respect to the number of police is  $-0.30$ .<sup>83</sup> That is, a 10-percent increase in the number of police would cause a 3-percent decrease in crime. Levitt somewhat later found elasticities of crime with respect to the number of police to be in the range of  $-0.43$  to  $-0.50$ .<sup>84</sup> (Note how much larger both of these estimates are than the elasticity of crime with respect to incarceration.) The total number of police officers in the United States increased by 50,000 to 60,000 during the 1990s, an increase of 14 percent. If we use an elasticity measure of  $-0.40$ , then we can attribute 5–6 percent of the decline in crime during our period to the increase in the number of police. That is, this factor alone explains between one-fifth and one-tenth of the overall decline.

**2. The Rising Prison Population** We have already seen that the U.S. prison population quadrupled between 1980 and 2002. Slightly more than half that increase occurred during the 1990s. There is good evidence that the elasticity of crime with respect to expected punishment ranges between  $-0.10$  and  $-0.40$ . (The evidence suggests a figure in the higher end of the range for violent crime and something toward the lower end of the range for property crime.) Assume an elasticity of  $-0.30$  for violent crime with respect to expected punishment and  $-0.20$  for

<sup>83</sup>Thomas Marvell & Carlisle Moody, *Specification Problems, Police Levels, and Crime Rates*, 34 *CRIMINOLOGY* 609 (1996).

<sup>84</sup>Levitt, *Using Electoral Cycles in Police Hiring to Estimate the Effect of Police on Crime: A Reply*, 92 *AM. ECON. REV.* 1244 (2002). Levitt used changes in the number of firefighters as an instrument for changes in the number of police.



property crime. Then, increases in expected punishment “can account for a reduction in crime of approximately 12 percent for the first two categories and 8 percent for property crime, or about one-third of the observed decline in crime.”

**3. *The Receding Crack Epidemic*** Crack cocaine, which is produced by heating a mixture of powder cocaine and baking soda into airy nuggets, appeared in the mid-1980s and found a lucrative and rapidly expanding market. The new form of cocaine was relatively inexpensive and produced an intense and short high. The competition to sell this illegal product was intense, so much so that gang violence associated with this competition became a significant problem in the United States beginning in 1985. As a result, homicide rates for young black males under the age of 25 rose very rapidly through the end of the 1980s.

But then in the early 1990s the crack epidemic began to wane, and with it so did the very high homicide rate for young black males. That rate fell by almost 50 percent during the period 1991–2001, compared with a decline of 30 percent in the homicide rate for adult white males. Levitt estimates that the decline of crack cocaine might account for about 15 percent of the fall of all homicides during the decade. He estimates that the impact of less crack on other crimes is significantly less, perhaps 3 percent.

## **D. A Summary**

Levitt summarizes all this in Table 12.4 on the following page.

## **CONCLUSION**

In this chapter we have used the economic theory of crime and punishment to examine some pressing policy issues in criminal justice. Economic theory is valuable in framing the problems and the possible solutions, and empirical research is necessary to weigh the policy options designed to minimize the social costs of crime.



**Table 12.4**  
**Summarizing the Estimated Contribution of Various Factors to the Decline in Crime in the 1990s**

<p style="text-align: center;"><i>PERCENTAGE CHANGE IN CRIME THAT THIS            FACTOR ACCOUNTS FOR OVER THE PERIOD            1991–2001</i></p>				
<i>FACTOR</i>	<i>HOMICIDE</i>	<i>VIOLENT CRIME</i>	<i>PROPERTY CRIME</i>	<i>CERTAINTY LEVEL OF ESTIMATED IMPACT</i>
Strong economy	0	0	–2	High
Changing demographics	0	–2	–5	High
Better policing strategies	–1	–1	–1	Low
Gun control laws	0	0	0	Medium
Concealed weapons laws	0	0	0	High
Increased usage of capital punishment	–1.5	0	0	Medium
Increases in the number of police	–5.5	–5.5	–5.5	Medium
Increases in the prison population	–12	–12	–8	High
The decline of crack	–6	–3	0	Low
Legalized abortion	–10	–10	–10	Medium
Total of all factors considered	–36	–33.5	–31.5	
Actual change in UCR reported crime	–43	–34	–29	
Actual change in NCVS victimization	—	–50	–53	

Levitt, Table 5, p. 184.



## SUGGESTED READINGS

- Bar-Gill, Oren, & Alon Harel, *Crime Rates and Expected Sanctions: The Economics of Deterrence Revisited*, 30 J. LEGAL STUD. 485 (2001).
- Freeman, Richard D., *Why Do So Many Young Americans Commit Crime and What Can We Do About It?*, 10 J. ECON. PERSP. 25 (1996).
- Harcourt, Bernard, & Jens Ludwig, *Broken Windows: New Evidence from New York City and a Five-City Social Experiment*, 73 U. CHI. L. REV. 271 (2006).
- Krueger, Alan B., & Jitka Maleckova, *Education, Poverty, and Terrorism: Is There a Connection?*, 17 J. ECON. PERSP. 119 (2003).
- Levitt, Steven D., *Using Electoral Cycles in Police Hiring to Estimate the Effect of Police on Crime*, 87 AM. ECON. REV. 270 (1997). See also Levitt, *Reply*, 92 AM. ECON. REV. 1244 (2002).
- Milhaupt, Curtis & Mark D. West, *The Dark Side of Private Ordering: An Institutional and Empirical Analysis of Organized Crime*, 67 U. CHI. L. REV. 41 (2000).
- Stuntz, William, *Local Policing After the Terror*, 111 YALE L. J. 2137 (2002).
- VENKATESH, SUDHIR ALLADI, *OFF THE BOOKS: THE UNDERGROUND ECONOMY OF THE URBAN POOR* (2006).



# CASE INDEX

Abbott Laboratories, Sindell v., 408n  
Atlantic Cement Co., Inc., Boomer v., 177–79

Barefoot v. Estelle, 527  
Baxendale, Hadley v., 216, 223, 274, 275n  
Board of Education, Brown v., 63  
Boomer v. Atlantic Cement Co., Inc., 177–79  
Boyden Power Brake Co., Westinghouse v., 129n  
British Columbia Electric Rail Co., Ltd. v. Loach, 73n  
Brown v. Board of Education, 63  
Butterfield v. Forrester, 69, 70, 72, 344–45

California Coastal Commission, Nollan v., 190–92  
Campbell, State Farm Mutual Automobile  
Ins. Co. v., 395  
Carroll Towing Co., United States v., 349, 350, 353  
CBS, Inc., Moleculon Research Corp. v., 128n  
Central Kentucky Natural Gas Co., Hammonds v., 150,  
151, 153

Davies v. Mann, 70, 71, 72

Estelle, Barefoot v., 527

Florida, Proffitt v., 543n  
Forrester, Butterfield v., 69, 70, 72, 344–45  
Furman v. Georgia, 542n

Georgia, Furman v., 542n  
Georgia, Gregg v., 543n, 547n  
Gregg v. Georgia, 543n, 547n

Hadley v. Baxendale, 216, 223, 274, 275n  
Hammonds v. Central Kentucky Natural Gas Co., 150,  
151, 153  
Hawkins v. McGee, 251–53, 327  
Henry, Krell v., 290

In re Rhone-Poulenc Rorer, Inc., 431  
Integra Lifesciences I, L., Merck KGaA v., 132

Jones, Post v., 286

Krell v. Henry, 290

Laidlaw v. Organ, 294, 297  
Lake Erie Transport Co., Vincent v., 168  
Lisbeck v. McDonald's Restaurants, P.T.S., Inc., 398n  
L. N. Jackson & Co. v. Royal Norwegian Govt., 287n  
Loach, British Columbia Electric Rail Co., Ltd. v., 73n  
Long Island Railway Co., Palsgraf v., 330

Macaulay v. Schroeder Publishing Co. Ltd., 307  
Mann, Davies v., 70, 71, 72  
McDonald's Restaurants, P.T.S., Inc., Lisbeck v.,  
398n  
McGee, Hawkins v., 251–53, 327  
Merck KGaA v. Integra Lifesciences I, L., 132  
Moleculon Research Corp. v. CBS, Inc., 128n

Nollan v. California Coastal Commission, 190–92

Obde v. Schlemeyer, 297, 298  
Organ, Laidlaw v., 294, 297

Palsgraf v. Long Island Railway Co., 330  
Philip Morris v. Williams, 397n  
Pierson v. Post, 153  
Ploof v. Putnam, 167, 231  
Post, Pierson v., 153  
Post v. Jones, 286  
Proffitt v. Florida, 543n  
Putnam, Ploof v., 167, 231

Raffles v. Wichelhaus, 292  
Rhone-Poulenc Rorer, Inc., In re, 431  
Roe v. Wade, 533, 563n  
Royal Norwegian Govt., L. N. Jackson & Co. v.,  
287n

Schlemeyer, Obde v., 297, 298  
Schroeder Publishing Co. Ltd., Macaulay v., 307  
Sherwood v. Walker, 297  
Sindell v. Abbott Laboratories, 408n  
Sony Corporation of America v. Universal City  
Studios, Inc., 138  
State Farm Mutual Automobile Ins. Co. v.  
Campbell, 395

United States v. Carroll Towing Co., 349, 350, 353  
Universal City Studios, Inc., Sony Corporation of  
America v., 138

Vincent v. Lake Erie Transport Co., 168

Wade, Roe v., 533, 563n  
Walker, Sherwood v., 297  
Walker-Thomas Furniture Co., Williams v., 305, 306  
Westinghouse v. Boyden Power Brake Co., 129n  
Wichelhaus, Raffles v., 292  
Williams, Philip Morris v., 397n  
Williams v. Walker-Thomas Furniture Co., 305, 306



# NAME INDEX

- Abinger, Lord, 71, 72  
 Abrahamse, Allan, 530, 531  
 Abramowicz, Michael, 137n  
 Ackerman, Bruce, 2  
 Adams, James Barr, 322  
 Agnello, R. J., 147n, 148  
 Alchian, Armen, 236n  
 Allen, Francis, 535n  
 Allen, Paul, 137  
 Amsterdam, Anthony, 551  
 Aristotle, 75, 116, 134  
 Arlen, Jennifer H., 347, 382n  
 Arrow, Kenneth, 169n  
 Auden, W. H., 506  
 Axelrod, Robert, 41n, 235n  
 Ayres, Ian, 93n, 106, 224n, 244, 275n, 307
- Baicker, Katherine, 550  
 Bainbridge, Stephen M., 2n  
 Baird, Douglas, 38n  
 Baker, John, 471n  
 Baker, Tom, 412  
 Bar-Gill, Oren, 284n, 412, 566  
 Beccaria, Cesare, 485  
 Becker, Gary S., 2, 6, 518, 556  
 Ben-Shahar, Omri, 284n, 412  
 Bentham, Jeremy, 75, 115  
 Bergan, J., 177  
 Berman, Harold J., 73  
 Bernoulli, Daniel, 49  
 Bernstein, Lisa, 238, 243n, 244  
 Berring, R., 85n  
 Black, Bernard, 412  
 Blackmun, Harry, 542n  
 Blackstone, William, 74, 78, 488, 489  
 Blair, W. G., 545n  
 Blankenberg, Erhard, 443n  
 Blume, John, 551n  
 Blume, Larry, 186n  
 Blumstein, Alfred, 526, 527n  
 Bok, Derek, 474  
 Boldrin, Michelle, 136n  
 Bonaparte, Napoleon, 60–61  
 Bork, Robert, 3  
 Bouckaert, Boudwijn, 13  
 Bowie, David, 379n  
 Brennan, Troyen A., 401n  
 Brennan, William, 542n  
 Breyer, Stephen, 3  
 Brooks, Richard R. W., 379n  
 Brown, John P., 364  
 Burger, Warren, 66, 538  
 Burke, Edmund, 75, 118
- Calabresi, Guido, 2n, 3, 4n, 71, 105, 114, 337  
 Cardozo, Benjamin, 73  
 Carroll, Lewis, 59, 199  
 Catlin, Aaron, 401n  
 Caulkins, Jonathan P., 554n  
 Chang, Howard F., 129
- Charny, David, 221n  
 Che, Yeon-Koo, 361n  
 Chiesa, James, 554n  
 Clawson, Marion, 149n  
 Clermont, Kevin, 479n, 480  
 Clinton, William Jefferson, 558  
 Coase, Ronald H., 2, 8, 85, 86, 89, 113n  
 Cohen, Jacqueline, 527n  
 Cohen, Lloyd R., 171n  
 Coll, Juan Carlos Martinez, 235n  
 Cook, Philip J., 529, 563  
 Cooter, Robert D., 54n, 90, 97n, 114, 120, 187n, 194, 257n, 273n, 352n, 385n, 389n, 392n, 409n, 451, 454, 464n, 484, 493n, 502n
- Cowan, Cathy, 401n  
 Cox, Louis A., Jr., 528  
 Craswell, Richard, 244, 309  
 Crawford, Robert, 236n  
 Crespi, Gregory, 171n  
 Cribbet, John, 75  
 Cross, Frank B., 475n  
 Culyer, A. J., 401n
- Dahlman, C. J., 54n  
 Danzon, Patricia, 401n  
 Daughety, Andrew F., 484  
 Dau-Schmidt, Ken, 13  
 De Geest, Gerrit, 13  
 Demsetz, Harold, 155n  
 DeQuincey, Thomas, 14  
 Dewees, Donald, 412  
 Dezhbakhsh, Hashem, 548–49  
 DiIulio, John J., Jr., 523, 524, 535n  
 Dixit, Avinash, 38n, 235n  
 Donnelly, L. P., 147n, 148  
 Donohue, John J., III, 455n, 484, 525n, 532, 533–34, 540, 549  
 Doob, Anthony N., 537n  
 Duff, Donald, 412  
 Duxbury, Neil, 544n
- Easterbrook, Frank, 3  
 Eatwell, John, 58  
 Eggertsson, Thrainn, 148n, 155n  
 Ehrlich, Isaac, 526, 527n, 546–47  
 Eisenberg, Melvin Aron, 73, 197, 232n, 244, 309  
 Eisenberg, Rebecca, 124n  
 Eisenberg, Theodore, 406n, 479, 480, 551n  
 Ellenborough, Lord, 69–70  
 Elli, Saron, 348n  
 Ellickson, Robert, 91n, 114  
 Ellsworth, Phoebe, 551n  
 Engel, Christoph, 464n  
 Engels, Friedrich, 74  
 Epstein, Richard A., 169n, 171n, 194, 306n
- Erskine, J., 70  
 Estrich, S., 527
- Farber, Daniel, 11  
 Farnsworth, E. Allan, 257n  
 Farnsworth, Ward, 101  
 Faure, Michael, 1  
 Fischel, William A., 194  
 Forer, Lois G., 539n  
 Franklin, Marc A., 73  
 Freedman, Bradley J., 257n  
 Freeman, Richard D., 529n, 566  
 Fried, Charles, 195  
 Friedman, Lawrence, 161n  
 Fudenberg, Drew, 38n, 235n
- Galanter, Marc, 443n, 475n, 479–81, 482  
 Garcimartin, Paco, 161n  
 Gaston, C., 138n  
 Gawande, Atul, 413  
 Gelman, Andrew, 543n  
 George III, King, 137  
 Gertner, Robert, 38n, 224n, 275n  
 Gigerenzer, Gerd, 464n  
 Gill, Richard T., 523n  
 Gillespie, Robert, 529n, 541  
 Gilmore, Grant, 202n  
 Gilson, Ronald, 475  
 Ginsburg, Douglas, 3  
 Ginsburg, Tom, 484  
 Gittings, R. Kaj, 549  
 Gluckman, Max, 74  
 Goetz, Charles, 232n, 260  
 Goldbart, Paul M., 106  
 Goldberg, Victor E., 233n, 309  
 Goldstein, Paul, 139, 194  
 Gordon, Wendy, 138n  
 Grady, Mark, 364  
 Gregory, Paul, 34n  
 Greiner, William R., 73  
 Gross, Samuel R., 477, 543n  
 Grossman, Michael, 556  
 Grotius, Hugo, 156  
 Gruber, Jonathan, 505n  
 Guthrie, Chris, 439, 474n
- Haddad, William, 130n  
 Hadfield, Gillian K., 484  
 Hand, Learned, 350  
 Harcourt, Bernard E., 532n, 566  
 Hardin, Garrett, 123  
 Harel, Alon, 566  
 Harrison, Glenn W., 235n  
 Harrison, John, 137  
 Harrison, William, 137  
 Hart, H. L. A., 518  
 Hastie, Reid, 413  
 Hay, Bruce, 484  
 Hayek, Friedrich, 117n, 118  
 Heffler, Stephen, 401n  
 Hegel, Georg Wilhelm Friedrich, 75, 117



## 570 Name Index

- Heller, Michael A., 114, 123, 124, 173n  
Helmholz, Richard, 161n  
Henderson, James A., 406n  
Herbert, A. P., 334  
Hermalin, Benjamin E., 244, 309  
Herrnstein, Richard J., 524n, 529n  
Hiatt, Howard, 401n  
Hirschleifer, Jack, 134n, 235n  
Hobbes, Thomas, 97  
Hoetker, Glenn P., 484  
Hoffman, Elizabeth, 93n  
Holden, James W., 471n  
Holmes, Oliver Wendell, 1, 59  
Hovenkamp, Herbert, 158n  
Hughes, James W., 402n  
Hyman, David A., 412, 413
- Iguchi, Martin Y., 554n
- Jacoby, Kristen, 543n  
Jaffe, Adam B., 194  
Jasen, J., 179  
Johnson, Gary, 372n  
Johnson, William G., 401n  
Joskow, Paul, 290n  
Justinian, Emperor, 60
- Kahneman, Daniel, 16, 52, 368, 394n, 397, 438  
Kaplow, Louis, 11, 106n, 113n, 358n  
Karaca-Mandic, Pincar, 348n  
Katz, Avery W., 244, 260, 309, 310  
Katz, Lawrence, 548  
Katz, Leo, 518  
Kellerman, Arthur, 559n  
Kelling, George L., 532n  
Kessel, Reuben, 169n  
Kessler, Daniel P., 399n, 400n, 403n, 479, 480n, 536–37  
Kessler, Friedrich, 302  
Keynes, John Maynard, 14  
Kiss, Alexander, 543n  
Kitch, Edmund, 409n  
Kleiman, Mark, 555n  
Klein, Benjamin, 233n, 236n, 478, 479  
Kolstad, Charles, 372n  
Kornhauser, Lewis A., 300n, 460n  
Korobkin, Russell, 307, 368n  
Koszegi, Botond, 505n  
Kozinski, Alex, 3  
Kraakman, Reinier, 382n  
Kraus, Jody, 278n  
Kreps, David, 38n, 58  
Kronman, Anthony T., 294n, 296n  
Krueger, Alan B., 567  
Kull, Andrew, 232n  
Kurtz, Sheldon, 158n
- Landes, Elizabeth, 169n  
Landes, William M., 2n, 138n, 140, 141n, 364, 384n, 458n  
Landsburg, Stephen, 58  
Langan, Patrick A., 523n  
Leamer, Edward, 550n  
Leape, Lucian L., 401n  
Lee, David S., 505n
- Leffler, Keith, 233n  
Leipold, Andrew D., 555n  
Lempert, Richard, 548  
Lessig, Lawrence, 139n  
Levi, Edward H., 73  
Levine, David, 136n  
Levitt, Steven D., 532, 533–34, 536–37, 548, 561–62, 563, 564, 565, 566, 567  
Lichtenberg, Frank, 133n  
Liebman, James S., 543n  
Llewellyn, Karl, 471  
LoPucki, Lynn M., 378n  
Lott, John R., Jr., 542n, 560, 563n  
Loury, Glenn C., 523n  
Lubet, Steven, 194  
Ludwig, Jens, 563, 566  
Lueck, Dean, 114
- Macaulay, Stewart, 233n, 243n  
Macaulay, Thomas B., 138n  
Mackie, J. L., 329n  
Macleod, W. Bentley, 300n  
Macneil, Ian, 233n  
Maine, Henry, 195  
Maleckova, Jitka, 567  
Mansell, G., 541n  
Mark, Randall, 527n  
Marshall, Larry, 543n  
Marshall, Thurgood, 542n  
Martinez Coll, Juan Carlos, 235n  
Marvell, Thomas, 564  
Marx, Karl, 74, 117  
Maskin, Eric, 235n  
Matheson, Daniel J., 543n  
Mattiacci, Giuseppe Dari, 355  
McCrary, Justin, 505n  
McGillis, D., 527  
Meier, Raoul, 420n  
Meites, Thomas, 479  
Melamed, A. Douglas, 4n, 71, 105  
Merges, Robert P., 129  
Merrill, Thomas W., 114, 153n, 173n  
Merryman, John H., 73  
Miceli, Thomas J., 114, 194  
Miles, Thomas J., 561n  
Milgate, Murray, 58  
Milhaupt, Curtis, 567  
Milken, Michael, 511  
Miller, Geoffrey, 479  
Mocan, H. Naci, 549  
Montgomery, Nicholas, 543n  
Moody, Carlisle, 564  
Moore, Michael S., 487n, 518, 527  
Morse, Stephen F., 518  
Murnighan, J. Keith, 93n  
Muiphy, Kevin, 556  
Murray, Charles A., 528  
Mustard, David B., 563n  
Myerson, Roger, 38n
- Nadelman, Ethan, 555n  
Nagin, Daniel, 526, 527n  
Nalebuff, Barry, 38n, 235n  
Nance, Dale, 466n  
Napoleon, 60–61  
Nelson, Richard R., 129  
Newhouse, Joseph P., 401n  
Newman, Peter, 13, 58
- Nobel, Alfred, 2n  
Noonan, John, 331n  
North, Douglass C., 82n  
Nozick, R., 116n, 117
- O'Connell, J., 411  
Ordoover, Janusz, 379n  
Orsagh, Thomas, 529  
Ostrom, Elinor, 123n
- Pareto, Vilfredo, 17  
Parke, B., 71, 72  
Parker, Jeffrey S., 487n  
Passell, Peter, 547  
Patil, Sujata, 543n  
Payne, John W., 413  
Perloff, Jeffrey, 478–79  
Picker, Randal, 38n  
Pindyck, Robert, 58  
Polinsky, A. Mitchell, 13, 114, 244, 309, 361n, 362n, 364, 379n, 384n, 397, 399n, 402n, 413, 561n  
Polsby, Daniel, 559n  
Porat, Ariel, 273n, 352n, 389n, 413  
Posner, Eric A., 244  
Posner, Richard A., 1, 2n, 3, 7n, 13, 134n, 138n, 140, 141n, 169n, 232n, 310, 364, 384n, 431, 484, 518  
Power, G., 147n  
Powers, Stephen, 551n  
Priest, George, 478, 479  
Pritchard, J. Robert, 169n
- Rachlinski, Jeff, 439  
Radin, Margaret Jane, 169n  
Ramseyes, J. Mark, 453n  
Rapaczynski, Andrzej, 194  
Rasmusen, Eric B., 38n, 134n, 453n  
Reinganum, Jennifer F., 484  
Reuter, Peter, 554n  
Revesz, Richard L., 460n  
Rice, E., 134n  
Ringleb, Al H., 378n  
Robbins, Lionel Charles, 14, 15  
Robinson, Paul H., 523n  
Rose-Ackerman, Susan, 169n  
Rosenfield, Andrew, 7n  
Rothman, Stanley, 551n  
Rubin, Paul H., 409n, 549  
Rubinfeld, Daniel L., 58, 186n, 379n, 399n, 402n, 403n, 478–79, 480n, 484  
Ruffin, Roy, 34n  
Russell, Bertrand, 331  
Rustad, Michael, 400n  
Rutan, Bert, 137  
Ruud, Paul, 479n  
Ryan, George, 543
- Sage, William M., 412  
Sager, Aaron, 555n  
Salanie, Bernard, 310  
Salop, Steven, 479n  
Sanchirico, Chris, 11  
Scalia, Justice, 190  
Schaefer, Hans Bernd, 54n



- Schanzenbach, Max M., 166n  
 Scherer, Frederick, 127n  
 Schkade, David A., 413  
 Schwartz, Alan, 305n, 310  
 Schwartz, Gary T., 413  
 Scott, Robert E., 232n, 260, 300n, 310  
 Segerson, Kathleen, 194  
 Sellin, Thorsten, 544–46  
 Shakespeare, William, 124, 414, 519  
 Shapiro, Martin, 544n  
 Shavell, Steven A., 11, 13, 106n, 113n, 114, 137, 232n, 244, 309, 310, 348n, 364, 372n, 384n, 397, 399n, 413, 478, 561n  
 Shepherd, Joanna M., 548–49  
 Shipp, K. R., 545n  
 Shustorovich, Ellen, 548  
 Siegelman, Peter, 540  
 Silver, Charles M., 412, 431, 476  
 Sitkoff, Robert H., 166n  
 Sloan, Frank, 401n  
 Smith, Adam, 195, 453, 468  
 Smith, Henry E., 114, 173n  
 Snyder, Edward A., 402n  
 Sobel, Dava, 137n  
 Solow, Robert, 55n  
 Sperlman, W., 527  
 Spier, Kathryn, 484  
 Spitzer, Matthew, 93n  
 Stein, Alex, 413  
 Stravinsky, Igor, 142  
 Stuntz, William, 567  
 Summers, Robert, 69n  
 Sun Tzu, 206  
 Sunstein, Cass R., 394n, 397, 413, 549  
 Sykes, Alan, 382n  
 Syverud, Kent, 477  
 Talley, Eric L., 260n  
 Taylor, John, 547  
 Teece, David, 236  
 Thales of Miletus, 134  
 Thomas, Roben Paul, 82n  
 Thornstedt, H., 542n  
 Tideman, Nick, 354n  
 Tirole, Jean, 38n, 235n  
 Titmuss, Richard, 169n  
 Torrens, Richard, 158n  
 Trajtenberg, Manuel, 194  
 Traynor, Roger, 322  
 Trebilcock, Michael J., 244, 377n, 412  
 Triantis, George G., 278n, 300n, 310  
 Truman, Harry S, 156  
 Turow, Scott, 544  
 Tversky, Amos, 52, 368, 438  
 Ulen, Thomas S., 13, 90, 134n, 258n, 269n, 368n, 372n, 385n, 451  
 Van den Bergh, Roger, 1  
 van Ypersele, Tanguy, 137  
 Venkatesh, Sudhir Alladi, 567  
 Vermeule, Adrian, 549  
 Vidmar, Neil, 551n  
 Viscusi, W. Kip, 411, 413  
 Waldfogel, Joel, 133n, 479  
 Washington, Benjamin, 401n  
 Webster, Cheryl Marie, 537n  
 Weiler, Paul C., 401n  
 Wells, Martin T., 551n  
 West, Mark D., 567  
 West, Valerie, 543n  
 White, Lawrence, 479n  
 Whitney, Eli, 296  
 Wiggins, Steven N., 378n  
 Williamson, Oliver, 233n, 242  
 Wilson, James Q., 520n, 522n, 523n, 524n, 529n, 530, 531, 532n, 557n, 559n  
 Winter, Harold, 58  
 Winter, Ralph, 377n  
 Witte, Ann, 527, 528, 529  
 Wittman, Donald, 479  
 Wolfers, Justin, 549  
 Wolfgang, Marvin E., 551  
 Wolpin, Kenneth, 526, 547n, 548n  
 Zarkin, Gary A., 529  
 Zeisel, Hans, 546n  
 Zimring, Franklin E., 537n  
 Zineba, James, 143n



# SUBJECT INDEX

- Abortion, crime and, 532–34
- Absolute liability, 404–5
- Abusive legal procedures, 441
- Accession principle, 153
- Accidental death, 400
- Accidental harm, allocating the costs of, 365
- Accident causation, mistakes in determining, 354
- Accidents
  - examples of, 338
  - law of, 324
  - minimizing the social costs of, 336–38
  - product-related, 403–5
- Active information acquisition, 295
- Activities, risk levels of, 348–49
- “Act of God,” 288
- Actual punishment, 494, 495
- Addictive drugs, economics of, 552, 556
- Addicts, demand for drugs by, 552–54
- Add-on clause, 305–7
- Administrative costs, 359–61, 417
  - allocating, 360–61
  - of regulations and liability, 373
- Admiralty law, 388
- Adversarial procedure/process, 62, 440, 450
- Adverse possession, 161–62
- Adverse selection, 53–54, 377
- Advertising, by lawyers, 434
- African Americans, crime and, 522, 523–24
- “Agency game,” 203–5
  - with contract and variable cooperation costs, 264
  - with variable cooperation costs and no contract, 263–64
- Agency problem, 431–34
- Agreement on Trade Related Aspects of Intellectual Property (TRIPS), 126n
- Agricultural Privilege Tax, 388
- Allocative efficiency, 17
- Allocative inefficiency, 301
- All-or-nothing rule, 473
- Alternative dispute resolution (ADR), 451
- American discovery rules, 439–40
- American Law Institute, 61, 246–47
- American rule, 159–61, 420
- Amici curiae* (friends of the court), 68
- Ansari X Prize, 137
- Anticipated rescue, 285–86
- “Anticipatory breach,” 276, 278
- Anticommons, 123–24
- Anti-insurance, 272–73
- Appeals, 466–73
  - computing the value of, 421
  - correcting mistakes via, 467–68
  - empirical assessment of, 483–84
- Appellate courts, 64
- Appropriation strategy, 240
- Arbitration, benefits of, 482
- Aristocratic inequality, 116
- Arrow Impossibility Theorem, 47
- Art, subsidized, 122
- Asbestos claims, 406–7
- Aspirin, as a trade name, 141
- Asset pricing theory, 42
- Asymmetrical valuation, 241
- Asymmetric information, 228–30, 436, 437–38
- “Backward induction” process, 421n
- “Backward-looking” legal relief, 100
- “Bad-Samaritan contracts,” 168
- Bankruptcy, 378–79
- Bar exam, 429
- Bargaining. *See also* Bargaining theory; Bargains; Settlement bargaining
  - computing the value of, 422
  - costs in, 107
  - with the state, 189–92
  - transaction costs and, 97
- Bargaining costs, 92
- Bargaining games, threat values and, 93
- “Bargain in good faith,” 228
- Bargaining strategy, 93–94
- Bargaining theory, 119, 232, 443. *See also* Bargain theory of contracts
  - in civil disputes, 81
  - criticism of, 201–2
  - power of, 85
  - property acquisition and, 85–99
- Bargain principle, 197
- Bargains
  - fairness and, 198
  - hypothetical, 221–24
  - private, 282
  - relationship to remedies, 101
  - versus coerced contracts, 282–83
- Bargain theory of contracts, 196–202
- Barriers to entry, 33–35
- “Basic assumption” theory, 289
- Behavioral theory, 4
- Bench trial, 67
- Benefits, external, 44
- Bequests, 164–67
- “Best efforts,” 272, 300
- Best practices, enforcing, 352
- Beweisverfahren*, 422
- Beyond a reasonable doubt
  - standard, 67, 489
- Bilateral activity levels, 349
- Bilateral monopoly, 301
- Bilateral precaution, 341–42, 347
  - in product-accident situations, 404
- Bill of exchange, 471n
- “Blackmail settlements,” 431, 448
- Black market production, 238
- Blood, sale of, 169–70
- Bodily organs, inalienable, 170–71
- Boundary maintenance, congestion versus, 154–57
- Bounty hunters, 517
- Brady Act of 1993, 557–58
- Breach of a duty, under the traditional theory of torts, 332–34
- Breach of contract, 172
  - promisor’s incentives for precaution against, 316
  - remedies for, 246
- Breach of contract damages
  - precaution and, 317
  - reliance and, 319
- Breach of enforceable promise, remedy for, 200–201
- Breadth of a copyright, 138
- Breadth of a patent, 128–31
  - efficiency of, 129
- Breadth of a trademark, 141
- “Bright-line rules,” 357
- British rule, 455
- Budget line equation, 24
- Bundle of rights, 77–78
- Burden of proof, 460–66
- Business activities, law as a constraint on, 4–5
- Business contracts, unenforceable, 227
- Business method patent, 132
- But-for test, 329, 330
- Buyer’s breach, 248
- California background-check law, 558
- Capital punishment, 490, 542–51
  - deterrent effect of, 544–49
  - economics of, 544
  - effect on crime, 563–64
  - social costs of, 550
  - studies of deterrent effect of, 548–49
- Cartels, 227, 301, 302
- Case-by-case adjudication, 360
- Causation
  - under the traditional theory of torts, 328–32
  - versus morality, 329



- Cause-in-fact, 329
- Cause of action, 66, 416
- "Celestial jukebox" model, 139
- Ceteris paribus*, 29
- Chain of title, breaks in, 161–63
- Charitable contributions, 122
- Circuit courts, 63
- Circumvention costs, 164
- Civic acts
  - cost of, 508
  - value of, 507
- Civic morality, 508
- Civic responsibility, 506–10
- Civil disputes, 68
  - as bargaining games, 81
  - long-term pattern of, 475
  - procedural aspects of, 414–16
- Civil Justice Reform Act of 1995, 405
- Civil law, meanings of, 62n
- Civil law tradition, 60–63
- Civil Litigation Research Project, 476
- "Civil responsibility" law, 323
- Civil rights trials, 481
- Civil society, 83, 84
- Class actions, 430–31
  - benefits of, 431
  - versus mass torts, 406n
- Clear and convincing evidence
  - standard, 68, 400n
- Closed range, 86
- Closely held corporation, 147
- Closeness of substitutes, 261
- Coase Theorem, 85–91, 225, 268.
  - See also* Normative Coase Theorem
  - corollary to, 89
  - in the long run, 90
  - versus Hobbes Theorem, 98–99
- Coca-Cola trademark, 142
- Code Napoleon, 60, 61
- Code of Hammurabi, 392n
- Cohort quality effect, 534
- Cohort size effect, 533–34
- Coinurance, 53
- Collateral source rule, 402–3
- Commercial applications, 129
- Commercial impracticability, 288n, 290
- Commitment(s)
  - forms of, 235
  - in game theory, 205–6
  - tentative, 238–41
- "Common knowledge"
  - situations, 92
- Common-law doctrine
  - consideration in, 199
  - liberty associated with, 174
  - philosophy of, 471
- Common-law traditions, 60–63
- Common ownership, conversion to
  - private ownership, 155
- Common pastures, 148–49
- Commons, 123–24
- Communication costs, 88–89
- Communism, property problem
  - under, 149
- Communist governments, disintegration of, 238
- Community policing, 532
- Community service, 490
- Community standards, enforcing, 352
- Comparative advantage, 34
- Comparative negligence, 345–46, 385–86, 473
  - criticism of, 387–88
- Comparative statics, 17
- Compensable harm, 327
- Compensation
  - limitations on, 491–92
  - paradox of, 269–72
  - perfect, 326–27, 328
  - substituting for punishment, 492–93
- Compensatory damages, 106
  - temporary or permanent, 176–77
  - in tort law, 389–90
- Compensatory money damages, 99–100
- Complaint, 66
  - answering, 67
- Complaint filing, social efficiency
  - and, 426
- Complements, 192–93
- Complete consumer preference
  - ordering, 22
- Complete insurance, 374
- Compulsory information pooling, 440
- Compulsory licensing, 133–34
- Concealed weapon laws, effect on
  - crime, 563
- Conflict of Laws, 65n
- Congestion, versus boundary
  - maintenance, 154–57
- Conservatism, property origins
  - and, 118
- Consideration, in bargaining, 197–98
- Constitutions, interpreting, 62–63
- Constrained maximization, 27
- Constrained maximum, 26
- Consumer choice, 15
- Consumer choice and demand
  - theory, 21–30
- Consumer/firm interaction, 15
- Consumer income constraint, 25
- Consumer indifference map, 24
- Consumer preference orderings, 22–23
- Consumer product injuries, 361–63
- Consumer's optimum, 25–26
- Contingency contracts, 432n
- Contingency fees, 428, 433
- Contract disputes, 481
- Contract law, 173–74, 231–32. *See also* Contracts
  - cooperation and, 243–44
  - fifth purpose of, 220
  - first purpose of, 205
  - fourth purpose of, 213
  - regulatory doctrines of, 280
  - second purpose of, 208
  - sixth purpose of, 242
  - third parties and, 226–28
  - third purpose of, 208
- Contract price, 268
- Contracts
  - of adhesion, 302–4, 309
  - bargain theory of, 196–02
  - cooperation and commitment
    - in, 203–7
  - default rules and transaction
    - costs associated with, 217–24
  - under duress, 281–84
  - economic theory of, 202–43
  - enforceable, 235
  - explicit terms in, 287
  - gaps in, 218–20
  - illegal, 228
  - "imputing" terms to, 219, 221, 222
  - information exchange in, 208
  - information in, 295
  - long-run, 236
  - optimal performance in, 210–12
  - paradox of compensation in, 269–72
  - performance related to, 208–12
  - regulation of, 224
  - relational, 232–43
  - reliance in, 212–17
  - renegotiating, 264–66
  - risks associated with, 217–18
  - standard-form, 309
  - three-party, 273
  - timing in, 276–79
  - transaction costs of, 226–32
- Contractual partners, competent
  - and incompetent, 280–81
- Contractual solutions, to the tort
  - liability crisis, 409–10
- Contribution, 459
  - joint and several liability with
    - and without, 383–85
- Contributory negligence, 72, 344–45, 365
- Cooperation strategy, 239–40
- Cooperative agreements, 83
- Cooperative bargaining, 87–89
  - success and failure of, 88–89
- Cooperative enterprises, 150
- Cooperative payoffs, 104
- Cooperative product, effect of
  - rule of law on distribution
    - of, 104
- Cooperative surplus, 79, 83, 104, 443, 444, 445, 447n
- Copyright, 125, 138–40
  - breadth and duration of, 138
  - future of, 139
- Copyrighted material, use of, 143
- Copyright system, 120
- Copyright Term Extension Act of 1998, 138n
- Corporate rights, unbundling and
  - repackaging, 173
- Corporations
  - criminal, 495–96
  - historic, 145–46
  - market for, 144



## 574 Subject Index

- separation of ownership from control in, 146–47
- vigorous market for, 146
- Corpus Juris Civilis*, 60
- Correctional spending, 540
- Cost-benefit analysis, 47, 351
- Cost-benefit efficiency, 205n
- Cost-justified precaution, 337
- Cost of redistribution, 10
- Costs
  - external, 44
  - internalized, 493
- Court(s)
  - apportionment of losses by, 7–8
  - gap-filling by, 219–20
- Court-designed remedies, efficiency of, 268
- Court of Chancery, 71n
- Court of Common Pleas, 70n
- Court of Exchequer of Pleas, 70–71n
- Court of King's Bench, 70n
- Court of last resort, 64
- Courts of appeal, 64
- Court systems, institutions of, 63–66
- Crack cocaine, 532
- Crack epidemic, receding, 565
- "Creative commons" initiative, 139
- Creativity, copyright law and, 138–39
- Credibility, 121
- Credible commitment, 40n, 206
- Crime. *See also* Crimes
  - abortion and, 532–34
  - addictive drugs and 552, 556
  - African Americans and, 522, 523–24
  - costs of, 510
  - criminal's perceived benefit from, 510
  - "demand" for, 500
  - economic analysis of, 532
  - factors in the decline of, 565–66
  - handguns and, 557–60
  - opportunities for, 529
  - policies toward, 502
  - predicting, 527
  - profitability of, 530–31
  - punishment for, 490–91
  - rational, 494–98
  - social cost of, 523–25
  - in the United States, 519–25
- Crime and punishment
  - economic theory of, 491–517
  - topics in the economics of, 519–66
- Crime categories, national trends in, 562
- Crime deterrence, optimal amount of, 511–12
- Crime-prevention expenditures, 524
- Crime rates, 520–23, 527
  - economic conditions and, 528–30
- Crimes, expected punishment for, 513–16. *See also* Crime; Traditional crimes
- Crime victims, losses to, 524–25
- Criminal behavior, 501–2
- Criminal corporations, 495–96
- Criminal intent, 487–88, 501–2
- Criminal law
  - economic goal of, 510–11
  - necessity of, 491–94
  - traditional theory of, 486–91
- Criminal offenses, seriousness of, 499
- Criminals
  - insurance for, 514
  - post-release behavior of, 527–28
- Criminal statutes, 486
- Criminal trials, 481–82
- Culpa in contrahendo* doctrine, 229
- Customs in trade, 237–38
- Cy pres* doctrine, 166–67
- Damages, 6, 99–100, 424
  - for breach of contract, 246
  - efficiency of, 104
  - expectation, 247–49
  - Hand rule, 389–93
  - increasing, 270
  - liquidated, 259–62
  - measures of, 314
  - Pollutee's Right to, 102
  - for polluting, 103
  - promisee's entitlement to receive, 271–72
  - punitive, 393–98
  - reliance, 249–50
  - tort-related, 389–98
  - for trespass, 168
  - versus injunctions, 176
- Damages remedy, 106–7, 264, 267
- Dayfine, 514, 542
- Death penalty, 542–51
  - racial discrimination and, 551
- Decision-maker's maximum, 26
- Decision making, under uncertainty, 48–54
- Decision theory, 465
- Decision trees, 418–20, 463, 464
- Deductibles, 53
- "Deep pocket," 384
- Default judgment, 474n
- Default rules, 219n, 220–23
- Defendant, 67
- Defensive medicine, 401
- Deferred exchanges, 203
- Deficient compensation, 341n
- Demands, exchanging, 281–82
- Democratic equality, 116
- Demographics, effect on crime, 562
- Dependent variable, 19, 20
- Depletion costs, 164
- Depository agreement, 232
- Deregulation, 109–10
- Deregulation movement, 3
- Determinate sentencing, 539
- Deterrence, 493
  - capital punishment and, 544–49
  - optimal amount of, 511–12
  - private, 516–17
  - public, 516
  - punishment and, 525–34
  - statistical studies of, 530
  - studies of, 526–28
- Deterrence effect, 527
- Deterrence hypothesis, 525, 526
- Detrimental reliance doctrine, 232
- Development, zoning and the regulation of, 192–93
- Diethylstilbestrol (DES) litigation, 408
- "Digital libertarianism" model, 139
- Diminished-value formula, 249n
- Dire constraints, 225–26, 281–92
  - duress, 281–84
  - frustration of purpose, 290–91
  - impossibility, 287–90
  - mutual mistake about facts, 291
  - mutual mistake about identity, 291–292
  - necessity, 285–87
- Direct relationship, 20–21
- Discovery, 436–38
  - abuse of, 441
  - American versus European rules about, 439
- Discretionary right of review, 64
- Disgorgement damages, 257–58, 321
- Disjunctive conditional permit, 192
- Dispute resolution, 7, 242–43
- Distribution
  - in analyzing private law, 9–11
  - property law based on, 111–13
- Distributive justice, 116–17
- District courts, 63
- Doctrine of equivalents, 129, 130n
- Dogmatic legal theory, 201–2
- "Dominant patent," 131
- Dominant strategy, 39–40, 204
- Down payment, 305
- Downzoning, 186, 187, 188
- Dram shop laws, 383
- Drug Price Competition and Patent Restoration Act of 1984, 132
- Drugs, legalization of, 555–56
- Drug sales, punishing 552, 554. *See also* Illegal drugs
- Drug wars, 555
- Duplicative precaution, 344n
- Duration
  - of a copyright, 138, 142
  - of a patent, 131
- Duress, 281–84
  - rule for, 283
- Duress doctrine, 225–26, 309
- Duty of care standard, 332
- "Duty of loyalty," 257n
- Duty to disclose, 297–98
- Dynamic efficiency, 124
- Dynamic inefficiency, 301
- Dynasty trusts, 166
- "Each pays his own" rule, 416, 420–21, 455, 456, 457
- Eager victims phenomenon, 385
- Eastern Europe, endgame problem of, 238



- Economic analysis, of network effects, 135–36
- Economic analysis of law, common problem in, 80
- Economic conditions, crime rates and, 528–30
- Economic efficiency, of implicit price, 6–8
- Economic growth, 121
- Economic impossibility, 288
- Economic innovation, 120–21
- Economic optimum, 26–28
- Economic profits, 32
- Economics
- impact on law, 2–3
  - retribution and, 535
  - study of, 11–12
- Economic theory of property, 74–118
- Economic zone, of the ocean, 156
- Economies of scale, 34–35, 82n
- Economies of scope, 457–58
- Economy, effect on crime, 561
- Efficiency
- allocative, 17
  - in analyzing private law, 9–11
  - of breadth of a patent, 129
  - Coase Theorem and, 86–87
  - of damages, 104
  - defined, 17
  - effects of policies on, 4
  - increasing, 98–99
  - of injunctions, 105
  - as a judicial motive, 472–73
  - in land use, 109
  - of litigation market, 468–70
  - mathematics of, 313–14
  - Pareto, 17, 207
  - of property law, 93
  - in wealth redistribution, 112
- Efficiency theorems, 43
- Efficient breach, 262–69
- Efficient default terms, 220
- Efficient incentives, for promisors, 209
- Efficient investment level, 188
- Efficient level of care, Hand rule and, 351
- Efficient liability standard, for product-related accidents, 403–5
- Efficient precaution
- incentives for, 314–17
  - injurers' incentives for, 343
- Efficient punishment, 534–51t
- optimal amount of, 512–13
- Efficient reliance, incentives for, 317
- Efficient risk-bearer, 222
- Elasticity of demand, 29–30
- Eminent domain, 185
- En banc*, 65
- Encroachment, 76–77
- Endgame problem, 235n, 236–38
- Endogenous transaction costs, 96
- Endowment effects, 91
- Enforcement costs, 92, 94
- Enforcement error, 396–97
- England, Common Law of, 334–35
- English court system, 70n
- Enterprise, the, 156–57
- Enterprise liability, 405
- Entry-limiting price, 135
- Equilibrium, 16–17
- in a monopolistic market, 33–36
  - in a perfectly competitive industry, 33
  - stable, 17
- Equilibrium analysis, 36–38
- Equilibrium level of profits, 32
- Equilibrium price, 33
- Equitable relief, 100
- Equivalence result, 346n
- Error(s)
- discovery and, 441–42
  - social costs of, 418
  - social value of reducing, 426
- Errors of excess, consequences of, 358
- Estoppel, promissory, 232n
- Estray statutes, 162–63
- European civil codes, 333. *See also* Eastern Europe
- European discovery rules, 439–40
- European rule, 160, 421, 423
- Evidence, 464–65
- legal practices for combining, 462–63
  - rules of, 466
- Evidentiary uncertainty, 386–87
- Ex ante* observable precautions, 516
- Ex ante* Pareto efficiency, 207, 473
- Ex ante* regulation, 375–76
- Ex ante* risks, 218
- Excessive harm, 389
- Exchange costs, 92
- Executions. *See* Capital punishment
- Exemplary damages, 394n
- Exogenous consumer preferences, 23
- Expectation damages, 200, 211, 247–49, 254, 267–68, 277, 314
- as incentives for efficient precaution, 317
  - efficient precaution and, 316
  - perfect, 208–10
- Expected costs of homicide, 546
- Expected harm, cost of, 336–37
- Expected judgment, 444
- Expected liability, 380
- Expected monetary value, 48–49
- Expected punishment, 496–97, 515
- Expected transaction cost, 218
- Expected utility, maximization of, 49–52
- Expected value of a trial (EVT), 424, 444
- Expected value of the legal claim (EVC), 420, 422–23
- Experience ratings, 54, 376
- Ex post* losses, 218
- Ex post* observable precautions, 516–17
- Ex post* Pareto efficiency, 207
- Extensive form of a game, 39
- External benefit, 44
- External costs, 44, 111, 227
- Externalities, 110–11
- graphing, 180–82
  - internalization of, 45, 174–76
  - remedies for, 176–80
  - as a source of market failure, 43–45
  - theory of, 119
  - in tort law, 325
- “Factories with fences,” 537, 538
- Failure to disclose doctrine, 229
- Fair bargains, enforcing, 198–99
- Fairness in Asbestos Injury Resolution Act, 407
- Fairness Versus Welfare* (Kaplow & Shavell), 11
- “Fair use” exception, 143, 167
- Fallback position, 80
- False optimism, 437, 478
- False pessimism, 437, 438
- Farmers' rights, 86, 87, 89, 90, 112
- Fault
- as a condition for liability, 334
  - determining, 333
  - economic representation of, 332
- Feasibility constraint, 16
- Federal court system, 63–66
- jurisdiction of, 66
- Federal Trademark Act of 1946, 140
- Fee-for-service contracts, 432
- Feudalism, 82n
- Fiduciary relationship, 232
- 50 percent rule, 478–79
- Filing costs (FC), 422–23
- as a filter, 425–27
- Filing fees, 476
- Fines, 513–14, 541–42
- First law of deterrence, 500
- First possession, versus tied ownership, 150–54
- Fixed costs, 32
- Food, Drug, and Cosmetic Act of 1938, 132
- Force majeure*, 288
- Foreseeability doctrine, 274
- Foresight probabilities, 353
- Formation defenses, 279–309
- Fortuitous information acquisition, 295
- Fortuitous rescue, 285–86
- Fortunate contingency, 266–69
- “Forum shopping,” 480
- “Forward-looking” legal relief, 100
- Fraud, 298–99
- in contracts, 229
- Free riders, 46, 109, 111, 121, 470
- Friends of the court (*amici curiae*), 68
- Frustration of purpose doctrine, 230, 290–91
- Fugitive property, establishing property rights over, 150–54
- Function, versus cause, 331
- Functions, as mathematical tools, 18–20



## 576 Subject Index

- Future, unreasonable discounting of, 505–6  
 Futures contract, 277  
  
 Games, repeated, 41  
 Game theory, 42. *See also* Bargaining theory  
 Gap-filling  
   by courts, 219–20  
   by default, 220  
 Gaps, in contracts, 218–20  
 Gate crasher's paradox, 461–62  
 General equilibrium, 43  
 Generation-skipping rule, 165  
 Germany, patent system in, 131  
 Gift-promises, 201, 217n  
 "Giving of proofs," 416, 422  
 Giving notice, 217  
 Go-it-alone value, 80  
 Good-faith requirement, 160, 300  
 Governmental rewards, for  
   inventions, 137  
 Government flood insurance, 192  
 Graphs, as mathematical tools, 20–21  
 Gray market production, 238  
 Growth, profits and, 54–55  
 Growth theory, 126  
 Gun control, 557–60  
 Gun control laws, effect on  
   crime, 563  
  
 Hadley doctrine, 275  
 Handgun control, economics of, 556–60  
 Hand rule, 347, 349–53  
   application of, 351–52  
   damages, 389–93  
 Harm(s)  
   accidental versus intentional, 487–88  
   bilateral, 347  
   liability for, 329–30  
   mistakes in estimating, 354  
   public, 488–89  
   residual bearer of, 348, 349  
   under the traditional theory of  
   torts, 326–28  
 Hatch-Waxman Act of 1984, 132  
 Hatch-Waxman Amendments, 132  
 Health care costs, 402n, 403  
 Health maintenance organizations  
   (HMOs), compulsory  
   arbitration by, 452–54  
 Hearsay rule, 450n, 461  
 Hierarchical court systems, 466–67  
 "Hindsight bias" phenomenon, 459  
 Hindsight probabilities, 353  
 Hobbes Theorem, versus Coase  
   Theorem, 98–99  
 Holdup problem, 283–84  
 Homestead Act of 1862, 152  
 Homesteading, 155  
 Homicide, death penalty for, 544–46  
 Homicide rate, 521  
   Ehrlich model of, 547–48  
 Hostage exchange, 241  
 Hostility, in bargaining, 93  
  
 "Hot" burglaries, 559  
 Housing market, equilibrium  
   analysis for, 36–38  
 "Humpty-Dumpty Jurisprudence," 199  
 Hypothetical bargains, 221–24  
 Hypothetical expectation  
   damages, 274  
  
 Illegal drugs, suppressing and  
   interdicting, 554  
 Imperfect competition, 36  
 Imperfect damages, 254  
 Imperfect-damages curve, 320  
 Implicit price, 4  
   economic efficiency of, 6–8  
   identifying, 5–6  
 Implied warranty, 229  
 Impossibility doctrine, 226,  
   287–90, 309  
 Imprisonment  
   social benefits of, 534–37  
   social costs of, 538  
 Inalienability, 169–71  
 Incapacitation, of criminals,  
   535–36  
 Incarceration, constant deterrence  
   of criminals by, 515  
 Incentives  
   efficient, 270, 271  
   for efficient precaution, 314–17  
   for efficient reliance, 317–21  
   for invisible actors, 388–89  
   lawyer's, 432  
 Inchoate crime, 489  
 Income, distribution of, 5  
 Income effects, 90  
 Income redistribution, 9  
 Income tax, 10  
 "Incompatible uses" problem, 76  
 Incompensable losses, 390  
 Incompetence, 280–81, 309  
   legal, 225  
 Incomplete insurance, 374  
 Indefinite promises, 299–300  
 Independent variable, 19, 20  
 Indeterminate sentencing, 538  
 Indifference curves, 24–25  
 Indifference map, 24  
 Individual demand curve, 28–30  
 Individual rationality, 225–26  
 Inefficient default terms, 220  
 Inelastic demand, 29n  
 Information  
   allocation of, 292–300  
   asymmetric, 228–30  
   characteristics of, 121  
   between contracting parties,  
   208  
   economics of, 134–36  
   exchange of, 436–38  
   investment in, 134–35  
   lawyer's incentive to provide,  
   432–33  
 Informational asymmetries, 46  
   as a source of market failure,  
   46–47  
 Information-based industries, 136  
 Information economics, 120–24  
   problem of credibility in,  
   140–41  
 Information exchange, 434–38  
 Inheritances, 164–67  
 "In-house counsel," 432n  
 Injunction(s), 99–101  
   for breach of property rights,  
   104–5  
   efficiency of, 105  
   Pollutee's Right to, 102  
   versus damages, 176  
 Injunctive remedy, 106, 107  
 Injurers  
   effects of costly litigation  
   on, 380  
   incentives for efficient  
   precaution, 343  
   multiple, 459–60  
 Injuries  
   analysis of, 454–55  
   consumer-product, 361–63  
   in a contract setting, 247–51  
 Innovation, 120–21  
   dissemination of, 124–25  
   growth and, 55  
 Innovation-diffusion tradeoff,  
   125–26  
*In personam* rights, 173n  
 Inquisitorial procedure/process,  
   62, 450, 440  
 "Inside information," 136  
 Insurance, 374–78  
   against takings, 186  
   for criminals, 514  
   demand for, 52  
   risk and, 48–54  
   supply of, 52–54  
 Insurance contract, 374  
 Insurance industry, characteristics  
   of, 376–77  
 Insurance markets, problems  
   with, 376  
 Insurance premiums, 53  
 Insurance safety standards, 375–76  
 Intellectual property, 124–43  
   intermediate appellate court  
   for, 65  
 Intellectual property law, 120–50  
 Intellectual property systems,  
   necessity of, 136–37  
 Intended negligence, 370–72  
 Intentional torts, 323  
 Interdisciplinary study, 12  
 Intermediate appellate courts,  
   64–65  
 International Seabed Authority  
   (ISA), 156  
 Invariance version, 90  
 Inventions  
   joint, 130  
   prizes for, 136–37  
   stand-alone value of, 130  
 Inventive activity, social value  
   of, 129  
 Inverse relationship, 21  
 Invisible actors, incentives for,  
   388–89  
 "Invisible hand," 453, 470  
 Involuntary contracts, 283



- Involuntary exchange, 292
- Involuntary information pooling, 436, 438
- Jail, statistics related to, 519–20
- Joint and several liability, 383–85, 459–60
  - economic reasons for, 384
- Joint liability, 460
- Joint precaution, 341–42
- Joint products, 129
- “Joint profits,” 101
- Joint research ventures, 130
- Judge-made law, benefit of, 468–69, 470
- Judges
  - civil law, 61
  - independence of, 453
  - role of, 452–54
  - selection and tenure of, 66
- Judgment, affirming or reversing, 68
- Judgment non obstante verdicto* (j.n.o.v.), 68
- Judgment on the verdict, entering, 68
- Judicature Act of 1873, 71n
- Judicial districts, 63
- Junk bonds, 511
- Juries, 62
  - American versus European, 440
  - psychology of, 458
- Jurisdiction
  - general rules for deciding, 65–66
  - most favorable, 480
- Jury trial, constitutional right of, 427
- Kaldor-Hicks efficiency, 47–48
- King’s courts, 60
- Land, efficient uses of, 109
- Lanham Act of 1946, 140
- Lapses, 369, 502–3
- “Last clear chance” doctrine, 72–73, 386
- Law. *See also* Laws; Legal entries; Private law; Regulation; Regulations; Rule entries; Tort law
  - economic analysis of, 3–9, 14, 469, 470
  - evolution of legal rules, 68–73
  - judge-made, 61
  - lubricating versus allocating by, 98–99
  - nature of a legal dispute, 66–68
  - restatements of, 61
  - study of, 11–12
  - use of economics in, 2–3
- Law firms, as brand names, 433
- Law merchants, 470–471
- Law of demand, 29
- Law of large numbers, 52–53
- Law of long-run relations, 241–43
- Laws
  - hierarchy of, 62
  - inefficient, 469–470
- Lawsuits
  - determining, 424
  - as a function of damages, 425
  - nuisance, 446–48
  - reasons for, 418–34
- Lawyers
  - empirical assessment of, 475–76
  - incentives for, 432
  - role of, 452–54
  - supply of, 427–30
- Lay judges, 454
- Legal claim(s)
  - computing the value of, 420–23
  - expected value of, 422–23
- Legal complaint(s), 474n
  - causes of, 424
- Legal costs, types of, 416
- Legal disputes, nature of, 66–68
- Legal doctrines, defenses and excuses related to, 308
- Legal history, European, 60–61
- Legal institutions, 63–66
- Legal procedures, abusive, 441
- Legal process
  - empirical assessment of, 474–84
  - goal of, 418
  - social costs of, 416–18
- Legal remedies, 99–100
- Legal rights, best remedy for violating, 105
- Legal rules
  - evolution of, 68–73
  - implicit price created by, 5–6
- Legal services, supply of, 427–30
- Legal services market, as an agency game, 431–34
- Legal standards
  - errors in setting, 356
  - setting, 349–53
- Lesion, 230, 304
- Liability. *See also* Limited liability
  - avoiding, 378–79
  - bankruptcy and, 378
  - contract-related, 228
  - costs of, 209n
  - for hypothetical expectation damages, 274
  - increasing the magnitude of, 361
  - joint and several, 459–60
  - market share, 408
  - moral luck and, 370–71
  - symmetry and, 365–66
  - versus regulations, 372–74
  - vicarious, 381–83
- Liability disparity, 328, 393, 411
- Liability insurance, 374
  - for medical malpractice, 401
- Liability rules, 100
  - choosing among, 349
  - efficiency of incentives created by, 340
- Liability standards, for product-related accidents, 403–5
- Liberty, connection to property law, 117
- Licensing, compulsory, 133–34
- Life cycle of innovation, 121
- Limited liability, 146, 378
- Linear relationships, 21
  - graphs of, 20
- Liquidated damages, 259–62
- Litigation, appellate, 483–84
- Litigation costs, 379–80
  - divergent, 446–48
- Litigation market, efficiency of, 468–70
- Livery of seisin, 158
- Long run, 31–32
  - Coase Theorem in, 90
  - economics of, 232–43
- Long-run business contracts, 236
- Long-run relations, law of, 241–43
- “Loser pays all” rule, 416, 421, 455–57
- Loss aversion, 52, 438–39
- Losses
  - apportionment of, 7–8
  - ex post*, 218
- Loss of life, assigning value to, 390–93
- “Lost-volume” problem, 256
- “Lowest-cost risk-bearer”, 289
- Low-probability errors, overestimating, 368
- Low-probability events, underestimating, 368
- Lubricating bargaining, 109, 129–30
- “Majoritarian” default terms, 221
- “Mandatory rules,” 219n
- Mandatory sentencing, 539
- Marginal benefit, 26–28
- Marginal cost(s), 26–28
  - internalization of, 274
  - of the monopolist, 35
- Marginal damages, 317, 319
- Marginal deterrence, 512
- Marginal expected punishment, 498
- Marginal Hand rule, 350–51
- Marginal private-cost curve, 180
- Marginal revenue, 35
- Marginal social-cost curve, 181
- Marginal utility of income, 50, 51–52
- Market-clearing price, 33
- Market equilibrium, 32–38
- Market failure, 43–47, 224–25
- Market power, monopoly and, 43
- Market share liability, 408
- “Mary Carter agreements,” 385
- Massachusetts Bartley-Fox law, 558
- Mass torts, 406–11
  - novel practices related to, 407–8
- Material information, 436
- Mathematical tools, in microeconomic theory, 18–21
- Maximization, 16
  - equilibrium and, 17
  - of expected utility, 49–52
- Maximum liberty, 111
- Maximum sustainable yield, 154–55
- Mediation, benefits of, 482



## 578 Subject Index

- Medical malpractice, 399  
 assessment of, 400–403  
 Medical malpractice systems,  
   reform of, 402  
*Mens rea*, 487–88, 495  
 “Mercantilist” tradition, 301  
 Microeconomic theory, 14–58  
   asset pricing theory, 42  
   fundamental concepts in, 16–18  
   game theory, 38–42  
   general equilibrium and welfare  
     economics, 42–48  
   market equilibrium, 32–38  
   mathematical tools in, 18–21  
   profits and growth, 54–55  
   structure of, 15  
   theory of consumer choice and  
     demand, 21–30  
   theory of supply, 30–32  
 Misrepresentation, 298–99  
 Mitigating, versus offsetting,  
   190–92  
 “Mitigating” damages, 276  
 “Mixed” information, 296  
 M’Naughten Rule, 506  
 Monetary punishment, 491  
 Money damages, 99–100  
 Monopolist, profit-maximizing  
   output and price for, 35  
 Monopolistic market, equilibrium  
   in, 33–36  
 Monopoly, 300–308  
   market power and, 43  
   protections against, 230–32  
 Monopoly contracts, terms in, 303  
 Mood, variability of, 504, 505  
 Moral hazard, 53, 375  
 Moral luck, 370–71  
 Multiplication rule, 464  
 Mutual mistake, 230, 293–94  
   about facts, 291  
   about identity, 291–92  
 Naked statistical evidence, 462  
 Nash equilibrium, 40, 344n  
 National Conference of Commis-  
   sioners on Uniform State  
   Laws, 246  
 National Court of Appeals, 65  
 National defense, as a public good,  
   45–46  
 National Organ Transplant Act of  
   1994, 170  
 Natural justice, 154  
 Natural monopolies, 35, 82n  
   patent protection and, 135–36  
 Necessity doctrine, 225–26, 230,  
   285–87, 309  
 Negative damages, 249, 250  
 Negligence  
   comparative, 385–86  
   with defense of contributory  
     negligence, 366  
   errors under, 357–58  
   Hand rule and, 351  
 Negligence rule(s), 332, 333, 473  
   administrative costs of, 360  
   errors in setting damages  
     under, 354  
   incentive effects of, 343–44  
   incentives for precaution under,  
     342–44  
   Negligence standard, 353  
   Negligent supervision, 382  
   Negligent vicarious liability, 382  
   Negotiations, public and private  
     information in, 92  
   Net benefit, 28  
   Network effects, 135–36  
   No-contribution rule, 384–85  
   “No fault” rule, 360  
   No-liability rule  
     consumer behavior under,  
       362–63  
     incentives for precaution under,  
       338–39, 340–41  
     insurance under, 375, 376  
   Non-addicts, demand for drugs  
     by, 552–54  
   Nonappropriability, 121  
   Noncooperative games, 79  
   Noncooperative payoffs, 104  
   Noncooperative solution, 79, 102  
   Noncooperative value, 443  
   Non-disclosure agreement  
     (NDA), 122  
   Nonexcludability, 45  
   Non-excludable information, 121  
   Nonlinear relationships, 21  
     graphs of, 22  
   Nonpaying beneficiaries, 46  
   Non-performance  
     efficiency of, 263  
     excuses for, 287–88  
   Non-rivalrous consumption, 45  
   Non-rivalrous information, 121  
   Nonviolent-crime rates, trends  
     in, 521  
   Normative Coase Theorem, 96–98  
   Normative Hobbes Theorem,  
     96–98, 103  
   Notaries, 159  
   Novel disputes, 70  
   Nuisances, 76, 176  
   Nuisance suits, 446–48  
     conditions for, 447  
     discouraging, 449–50  
*Numerus clausus*, 173n  
   Ocean, owning, 156–57  
   Offers to compromise, 456  
   Oligopoly, 36  
   “One View of the Cathedral,” 4  
   Open access, 149  
   Open-access resources, privatizing,  
     154–57  
   Open-ended relationships, 238  
   Open range, 86  
   Opportunity cost, 34  
   Opportunity-cost curve, 253  
   Opportunity cost damages, 250–51,  
     253, 254–56, 314  
   Optimal means of deterrence,  
     mathematics of, 513–16  
   Optimal patent life, 131, 132–33  
   Optimal performance, in contracts,  
     210–12  
   Optimal reliance, 213–15, 319  
   Optimal strategy, in game  
     theory, 39  
   Organ donation, 170–71  
 Organizations  
   governance of, 145  
   as property, 143–47  
   structure of, 144  
   unowned, 144  
   as victims, 395  
 Original expression, 138  
 Orphan Drug Act of 1983, 132–33  
 Orphan drugs, 132–33  
 “Out-of-pocket-cost” formula, 250  
 Output, liability for, 272–73  
 Overreliance, 216–17, 223  
 Ownership  
   uncertain, 161  
   verification and registration  
     costs related to, 157–59  
 Ownership rights, unclear, 93  
 Oysters, property rights for,  
   147–48  
 Pain and suffering, compensation  
   for, 96, 376n  
 Panel on Research on Deterrent  
   and Incapacitative  
   Effects, 527  
 Paradox of compensation, 189,  
   269–72, 342  
   contract solutions to, 273  
 Parallel system, 156  
 Pareto efficiency, 4, 17, 207,  
   244, 473  
   Nash equilibrium and, 40  
 Pareto-efficient allocation, 90  
 Pareto-efficient law, 202  
 Pareto improvements, potential,  
   47–48  
 Parks, publicly owned, 149  
 Partitioning, 146  
 Party-designed remedies, 259–62  
 Patent examiner, 127  
 Patent law, effect on creativity,  
   132–37  
 Patent life, optimal, 132–33, 167  
 Patent prizes, 136–37  
 Patent protection, natural  
   monopolies, 135–36  
 Patents, 125, 126–31  
   breadth of, 128–31  
   conclusions concerning,  
     134–36  
   duration of, 131  
   evolution of, 126  
   risks associated with, 127  
 Patent system, 120  
   necessity of, 136–37  
 Payoff matrix, 38–39  
 Penalty clauses, 260–61  
 Penalty default rules, 224, 275,  
   299–300  
 Perfect compensation, 253–54,  
   257, 326–27, 328, 339,  
   390, 491, 492  
 Perfect competition, 301  
 Perfect contracts, 225  
 Perfect damages, 320  
 Perfect disgorgement, 491, 495



- Perfect expectation damages, 208–10, 211–12, 216, 247, 254, 316, 318–19
- Perfect-information judgment, 417–18
- Perfectly compensatory damages, 389–90
- Perfectly competitive industry, equilibrium in, 33
- Perfectly informed consumers, 362
- Perfect opportunity-cost damages, 250, 251
- Perfect reliance damages, 249
- Performance, investment in, 269–79
- Performance bonds, 259
- Performance costs, 264
- Performance excuses, 279–309
- Performing a promise, 208–12
- Permanent damages, 177
- Perpetual trusts, 166
- Petty patents, 131
- Philosophical theories of property, 75, 77n, 115–18
- Physical impossibility, 288
- Physical injuries, compensatory damages for, 251–56
- Plaintiffs, 66  
filtering, 448–50  
uninjured versus injured, 458–59
- Planned rescue, 285–86
- Police, increases in the number of, 564
- Policing strategies, effect on crime, 563
- Political control, 149
- Pollutee's rights, 102
- Polluter's Right, 102
- Pollution  
injunction against, 103–4  
noncooperative solution related to, 102–4  
remedies for, 101–4
- Pollution reduction  
marginal benefit of, 27–28  
net benefit of, 28
- Positive damages, 247
- Positive slope, 20
- Potential Pareto improvements, 47–48
- Poverty, crime and, 522
- Precaution  
bilateral, 341–42  
cost of, 336–37  
efficient level of, 337  
examples of, 338  
expected costs of, 315  
full benefit of, 352  
incentives for, 338–44  
incentives for efficient, 314–17  
injurer's incentives for, 340  
joint, 341–42  
unilateral, 341  
victim's incentives for, 339
- Precaution levels, performance probability and, 312
- Precedent, 60  
value of, 468
- Preemptive investment, 152
- Preference revelation problem, 492
- Premises liability, 399
- Preponderance-of-the-evidence standard, 67, 463, 464
- Present discounted value, 42
- Presumed consent, 171
- Pre-trial discovery, 416  
cost of, 476
- Price effects, 90
- Price elasticity of demand, 29–30
- Price-taking behavior, 31
- Primogeniture, 164n
- Principal-agent problem, 147
- Prior probability estimate, 465
- Prisoner's dilemma, 38–41
- Prison population, effect on crime, 564–65
- Prisons  
for-profit, 537  
versus social programs, 540
- Private bads, 111
- Private bargains, 282, 293
- Private companies, 147
- Private deterrence, 516–17
- Private externalities, 174
- Private goods, 108–10  
publicly owned, 109
- Private information, 92, 293  
disclosing, 416
- Private law, 322  
efficiency versus distribution in analyzing, 9–11
- Private marginal cost, 44
- Private-necessity doctrine, 168
- Private ownership, 76, 119, 120, 147–50
- Private property, 117, 147–50
- Private property rights, 108–9
- Privatization, of open-access resources, 154–57
- Prizes, for inventions, 136–37
- Probabilistic punishments, 544–45
- Probabilistic reasoning, 461–62
- Probability estimates, 352–53
- Problem of the anticommons, 124
- Procedural rules, 464
- Procedural unconscionability, 307
- Productive information, 294–95  
investment in discovering, 296
- Product names, generic, 141
- Product-related accidents, efficient liability standard for, 403–5
- Products liability, 334, 363, 399, 403–6  
law, 404  
reforming, 405–6  
vaccines and, 408–9
- Profit maximization, 4  
by the monopolist, 36
- Profit-maximizing firm, 30–31
- Profit-maximizing investment level, 188
- Profit-maximizing rate of output, 181
- Profits, growth and, 54–55
- Progressive taxation, in wealth redistribution, 112
- Prohibition era, 555
- Promises  
enforceability of, 195–96, 197–200, 203  
enforcing, 272, 278  
extracting by threat, 282–83  
indefinite or vague, 299–300  
reliance on, 273
- Promissory estoppel, 232n
- Proof, burden versus standard of, 460–66
- Property  
bargaining theory and, 78–80  
economic theory of, 74–118  
legal concept of, 77–78  
new forms of, 84  
organizations as, 143–47  
origins of the institution of, 80–85  
owner's uses of, 110–11, 163–74  
philosophical concept of, 115–18  
rights to use someone else's, 167–68  
state regulation of, 190–92  
state's power to take, 182–89  
uses for, 76  
utilitarian theory of, 115
- Property law  
based on distribution, 111–13  
benefits of, 193  
connection to liberty and self-expression, 117  
distributive justice and, 116–17  
efficient, 93  
fundamental questions of, 77  
redistribution by, 113  
trade-off in, 153
- Property origins, conservatism and, 118
- Property rights  
allocation of, 98  
assignment of, 76  
breach of, 104–7  
defending, 81–83  
defining, 97  
efficient, 113–14  
establishing over fugitive property, 150–54  
establishment and verification of, 150–63  
protection of, 99–107  
remedies for violation of, 174–93  
reshuffling, 112–13  
restrictions on, 163–74  
unbundling, 171–74
- Property rules, 100, 105n, 108–9
- Pro se* appearance, 67
- Proximate cause, 330–31
- Public bads, 111, 175
- Public companies, 147
- Public deterrence, 516
- Public externalities, 174–75
- Public goods, 108–10  
as a source of market failure, 45–46
- Public harm, 488–89



## 580 Subject Index

- Public information, 92, 293  
 Public nuisance, 176  
   damages as the remedy for, 177  
 Public ownership, 148–50  
 Public policy  
   applying the rational crime  
     model to, 499–501  
   derogation of, 227  
 Public property, 147–50  
 Public prosecution, 488–89  
 Public resources, managing, 150  
 Public-use requirement, 183–84  
 Punishment  
   certainty and severity of, 505  
   for crime, 490–91  
   for deterrence, 493, 525–34  
   efficient, 534–51  
   increasing, 504  
   probability of, 495–96  
 Punitive damages  
   computing, 394–96  
   conditions for, 394  
   economic analysis of, 396–98  
   rarity of, 399–400  
   tort-related, 393–98  
 Purely random errors, 357
- Race, relationship to violence,  
   522, 523–24  
 Racial discrimination, death  
   penalty and, 551  
 Ranchers' rights, 86, 87, 89, 90,  
   112  
 Random errors, 357  
 Rate ceiling enforcement, 37–38  
 Rational choice theory, 16  
 Rational crime, 494–98  
   mathematics of, 498–99  
   model applying to public policy,  
     499–501  
 Rational decision-makers, 225–26  
 Rational gaps, 218  
 Rationality  
   assumption of, 368–72  
   diminished, 502–6  
 Rational solution, 80n  
 Real property rights, unbundling  
   and repackaging, 173  
 Reasonable care duty, 333, 334–35  
 Reasonableness, in computing  
   damages, 390  
 Reasonable settlement, 444, 445,  
   446  
 Reasonable solution, 80n  
 Reasonable use doctrine, 156, 157  
 Reasonably expected costs of  
   breach, 223  
 Reciprocal inducement, 197  
 Record of ownership, creating, 158  
 Redistributing crime effect, 516  
 Redistribution, by property law,  
   113  
 Redistributive approach, to private  
   law, 9–11  
 Redistributive information,  
   294–95  
 Redundant precaution, 346–47  
 Reflexivity, 23  
 Registered trademark, 140
- Registration costs, versus  
   verification costs, 157–59  
 Regret aversion, 439  
 Regulation. *See also* Regulations  
   of development, 192–93  
   as public protection, 190–92  
 Regulations. *See also* Regulation  
   disagreement over, 510–11  
   noncompensability of, 188  
   nondisclosure, 299  
   product safety, 405  
   versus liability, 372–74  
 Regulatory doctrines, of contract  
   law, 280  
 Rehabilitation, of criminals,  
   534–35  
 Relational contracts, 232–43  
 Relationships  
   dissolution of, 239  
   fostering, 242–43  
 Relative optimism, 435, 445–46  
 Relative pessimism, 435–36  
 Relevant law, 68  
 Reliance  
   in contracts, 212–17  
   incentives for efficient, 317  
   investment in, 269–79  
   legal incentives for, 215–17  
   marginal damages and, 319  
   performance probability  
     and, 312  
 Reliance damages, 249–50,  
   252–53, 314  
   liability for, 278  
 Remanding a matter, 68  
 Remedies  
   alternative, 247–62  
   for breach of property rights,  
     104–7  
   contract-stipulated, 245–46  
   efficiency of, 262–66  
   as incentives, 245–79  
   models of, 262–69  
   party-designed, 259–62  
   for property right violation,  
     99–107  
 Renegotiated contracts, 283–84  
   enforcing, 278–79  
 Rent-a-judge, 465  
 Rental housing market, equilibrium  
   analysis for, 36–38  
 Repeated games, 41, 233–36, 239  
 Rescues, types of, 285  
 Research and development  
   (R&D), 128  
 Reserve funding, 377  
 Residual bearer, 348  
 Resources, preventing overuse  
   of, 155  
*Respondeat superior* doctrine,  
   381–82  
 Responsive legal theory, 201–2  
*Restatement of Contracts*, 232n  
 Restatements of contracts, 246–47  
 Restitution, 256–57  
 Retributivism, 487, 534  
 Risk. *See also* Risks  
   allocation of, 287  
   attitudes toward, 49–52  
   externalizing, 375  
   insurance and, 48–54  
   internalizing, 188  
   spreading, 288–89  
 Risk aversion, 49–50  
 Risk bearing, efficient, 288  
 Risk neutrality, 50–51  
 Risks. *See also* Risk  
   accurate estimation of, 368–69  
   *ex ante*, 218  
 Risk seeking, 51–52  
 Royalties, 127  
 Rule against perpetuities, 165  
 Rule creation, 7  
 Rule of first possession, 76,  
   151–52, 154  
 Rule of no liability, 359–60  
 Rule of tied ownership, 153  
 Rule of total liability for excessive  
   harm, 389
- Rules  
   tailored, 360–61  
   versus standards, 358–59
- Safety information, divulging,  
   297–98  
 Safety regulations, 372–74  
   corruption and, 373  
 Safety standards, insurance  
   company, 375–76  
 “Saturday Night Fever” behavior,  
   502–6  
 Science, subsidized, 122  
 Search costs, 92  
 Second Chance Act of 2004, 520  
 Secondhand observations, 461  
 Securitization process, 379  
 Security interest, 305  
 Segmented trials, 457–59  
 Seisin, livery of, 158  
 Selection effect, 477–78  
 Selective Incapacitation study, 527  
 Selective litigation, 469  
 Self-expression, connection to  
   property law, 117  
 Self-risk, 352  
 Seller's breach, 247–48  
 Sentencing enhancements, 537  
 Sentencing reform, 538–40  
 Servicemarks, 140  
 Servitude on the land, 179n  
 Settlement(s)  
   bad news and, 434–36  
   trial-replicating, 443–45  
   versus trial, 439  
 Settlement bargaining, 442–50  
 Several liability, 459–60  
 Severe informational asymmetries,  
   46–47  
 Short run, 31–32  
 Side payments, 38  
 Silicon Valley, trade secrets  
   protection in, 123  
 Simple negligence, 366  
   defense, 344  
 Simple reliance, 215  
 Situational monopolies, 230–31  
 Smoothing effect, 386–87  
 Social contract, 82



- Social cost function, under bilateral precaution, 341
- Social costs  
   of accidents, 336–38  
   of capital punishment, 550  
   of crime, 510  
   effect of appeals court on, 467  
   effects of precaution on, 337–38  
   minimizing, 416–18, 440–42
- “Social efficiency,” 5
- Socially optimal deterrence, 512
- Social marginal cost, 44–45
- Social norms, 91  
   enacting, 470–72
- Social programs, versus prisons, 540
- Social surplus, 83
- Social welfare function, 47
- Sophisticated expectation damages, 215–16
- Soviet Union, ownership claims in, 123–24
- Specific performance, 258–59, 264, 267
- Specific performance remedy, 246, 268–69
- “Spendthrift” trust, 165
- Spillovers, 226–28
- “Split bar,” 433
- Spot contract, 277
- Stable equilibrium, 17, 240
- Standard-form contracts, 302–3
- Standard of care, 342  
   setting, 373
- Standard of perfection, 417–18
- Standard of proof, 460–56  
   for crime, 489–90
- Standards  
   rules versus, 358–59  
   vague, 357–58
- State, bargaining with, 189–92
- State court system, 63–66
- State of nature, 83
- State subsidies, 425
- Static equilibrium analysis, 126
- Statute of Frauds of 1677, 247
- Statutory duty, derogation of, 228
- Strategic form of a game, 39
- Strict liability, 287, 332, 333, 334, 341, 353  
   administrative costs of, 360  
   consumer behavior under, 363  
   with defense of contributory negligence, 346, 366  
   with defense of dual contributory negligence, 366  
   efficient activity level and, 348  
   errors under, 357  
   incentives for precaution under, 339–41  
   insurance under, 375, 376
- Strict-liability crimes, 495
- Strict liability damages, court errors in setting, 354
- Strict products liability, 403
- Strict vicarious liability, 382
- Subjective consumer preferences, 23
- Subjective value problem, 251–56
- Subrogation, 374, 378
- “Subservient patent,” 131
- Substantive unconscionability, 307
- Substitute performance, 277–78
- Substitutes, 192–93
- Suing, reasons for, 418–34.  
   *See also* Lawsuits
- Summary judgment, 67
- Superior courts, 63
- Supervisory release, 490
- Supply, of crime, 500–501
- Supply and demand, for inputs, 15
- Supply theory, 30–32
- Supreme Court, 64, 65, 466
- Supreme Court of Judicature (Consolidation) Act of 1925, 71n
- Supreme courts, 63
- Surplus, division of, 83
- Take-it-or-leave-it agreements, 302–4
- Taking precedence, 62
- Takings, 182–89  
   compensation for, 183, 188–89  
   holdouts against, 184–85  
   insurance against, 186  
   public use of, 183–84  
   regulations and, 186–89
- Tax-and-transfer system, 10
- Taxation, in wealth redistribution, 112
- Taxes, versus takings, 183
- Temporary damages, 176, 177, 178, 180, 181
- Temporary incompetence, 280
- Tentative commitments, 238–41
- Territorial seas, 156
- Thin markets problem, 145
- Third-party effects, 226–28
- “Three strikes” law, 539–40
- Threat values, 79, 80, 83, 93, 103, 443, 444
- Tied ownership, 155  
   first possession versus, 150–54
- Tipping point, 214–15, 419, 503
- “Tit for tat” strategy, 234–35
- Title  
   breaks in the chain of, 161–63  
   given by thieves, 159–61  
   recording and transferring, 157–59
- Tobacco, social costs of, 555
- Tort cases, 481
- Tortious accidents, 393–94
- Tort law, 68  
   defining, 324–35  
   economic essence of, 324–25  
   errors in applying, 353–56  
   inadequacy of, 491–94
- Tort liability, 96, 363  
   economic theory of, 335–63  
   elements of, 334–35  
   extending the basic model of, 381–88  
   extending the economic model of, 367–89  
   insurance and, 374–78  
   relaxing the core assumptions in, 367–81  
   traditional theory of, 325–34
- Tort liability crisis, contractual solutions to, 409–10
- Tort liability system(s), 396  
   economic goal of, 359  
   empirical assessment of, 398–411  
   general facts about, 399–400  
   role of, 411
- Torts, 60. *See also* Traditional theory of torts
- intentional, 323
- Tort standards, vague and unpredictable, 357
- Total costs, 30–31
- Total revenue, 30–31
- Tracing costs, 138
- Trademark law, 143  
   benefits of, 140
- Trademarks, 140–43  
   economics of, 141  
   prestige of, 142
- Trademark system, 120
- Trade secrets, 120  
   laws concerning, 122  
   protection for, 122–23, 127
- Traditional crimes, comparative punishment for, 541
- Traditional theory of torts. *See also* Tort entries  
   breach of a duty under, 332–34  
   causation under, 328–32  
   harm under, 326–28
- Traffic fatality, value of, 392
- Tragedy of the Commons, 123, 149
- Transactional incapacity, 280
- Transaction costs, 89  
   of contracts, 218–19, 226–32  
   elements of, 91–95  
   factors affecting, 94  
   level of, 95–96  
   lowering, 96–98  
   obstacles to bargaining as, 325  
   for private versus public ownership, 110  
   of redistribution, 10  
   of standard-form contracts, 302–3
- Transaction law, 55
- Transactions, 5
- Transfer effect, 152
- Transitivity, 23
- Trespass, 167–68  
   remedy for, 76–77
- Trial. *See also* Trials  
   inevitable, 446  
   versus settlement, 439
- Trial courts of general jurisdiction, 63
- Trial de novo, 467
- Trial lawyers, market for, 240–41
- Trial-replicating settlements, 443–45
- Trials. *See also* Trial; Tribunals  
   alternatives to, 451–52  
   analysis of, 452–66  
   costs of, 451, 476–77



## 582 Subject Index

- empirical assessment of, 476–82
- relative optimism and pessimism about, 435–36
- subsidized, 122
- uncertainty of, 461
- unitary versus segmented, 457–59
- vanishing, 479–82
- Tribunals, federal court, 63–64
- Trust management rules, 166
- Trusts, 166
- Truth-in-Lending Act of 1982, 57
- Uncertainty, 357–58
  - decision making under, 48–54
- Unconscionability doctrine, 230, 304–7, 309
- Unforeseeable costs of breach, 223
- Unforeseeable reliance, 274
- Unfortunate contingency, 263–66
- Uniform Anatomical Gift Act of 1968, 170
- Uniform Commercial Code (UCC), 61, 202, 224n, 246, 471
- Unilateral mistake doctrine, 293–97
- Unilateral precaution, 341, 369
- Unintended negligence, lapses causing, 369–70
- Unintentional torts, 324
- Unitary elastic demand, 29n
- Unitary trials, 457–59
- United Nations Conference on the Law of the Sea (UNCLOS), 156
- United States. *See also* American entries; Federal entries; National entries; U.S. tort liability system
  - crime in, 519–25
  - decline in crime in, 561–66
  - federal and state court systems in, 63–66
  - gun data for, 557
  - violent crime in, 556
- United States Court of Appeals for the Federal Circuit, 65
- United States Supreme Court. *See* Supreme Court
- Unmatured tort claim, 410
- Unowned organizations, 144
- Unowned resources, 154
- Unverifiable acts, 272–273
- Unwanted insurance, 376
- U.S. Supreme Court. *See* Supreme Court
- U.S. tort liability system
  - empirical assessment of, 398–411
  - general facts about, 399–400
- Utilitarianism, 115–16
- Utility
  - analysis, 395
  - functions, 16, 23–25
  - money income and, 49–50
- Vaccines, products liability and, 408–9
- Vague promises, 299–300
- Variable costs, 32
- Verdict, 68
- Verification costs, versus registration costs, 157–59
- Vicarious liability, 381–83
- “Victimless” crimes, 489
- Victims
  - efficient precaution by, 344
  - impact of costly litigation on, 379–80
  - organizations as, 395
- Violent crimes, 521–23
- Visa Arbitration Committee, 451–52
- Voluntary associations, 471
- Voluntary exchange, 119
- Voluntary information pooling, 437–38, 440
- Voluntary market exchange, 116
- Warranty of fitness, 229
- Water law, history of, 157
- Wealth
  - property rights and, 114
  - redistribution of, 111–12, 113
- Welfare economics, 15, 42–48, 395
- Well-being, interpersonal comparisons of, 23
- Wholesale rules, 360
- Willingness-to-pay curve, 508–9
- Workers’ compensation, 411–12
- Wrongful death, computing damages for, 391–93
- Zoning
  - of development, 192–93
  - regulations, 172